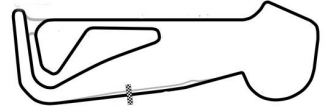




Snetterton

3rd & 4th Sept 2022



**1300, PC750, S.Mono
(7c, 8c, 12a)**

Race 15 (Saturday)

Document 6

Results 6 Laps = 12.000 miles

Subject to scrutineering & sporting investigations

| Rnk | No. | Class | Rnk | Rider | Entry | Laps | Time | mph | Gap | Interv. | Best lap | Spd | In Lap | 2nd Best | |
|------------|----------------|-------|-----|-------|-------------------------|----------------------------|------|----------|-------|-----------------|----------|----------|--------|----------|----------|
| 12a | | | | | | | | | | | | | | | |
| 1 | = | 42 | 12a | 1 | Alex Sinclair | Kramer / (690) | 6 | 8:11.749 | 87.85 | | 1:20.368 | 125.9 | 4 | 1:20.476 | |
| 2 | ▲ ¹ | 75 | 12a | 2 | Ant Hart | KTM / RC4 / (690) | 6 | 8:11.823 | 87.84 | 0.074 | 0.074 | 1:20.236 | 128.1 | 5 | 1:20.433 |
| 3 | ▲ ¹ | 1 | 12a | 3 | Andrew Widdowson | Kramer / EVO2-R / (690) | 6 | 8:30.484 | 84.63 | 18.735 | 18.661 | 1:24.065 | 120.9 | 6 | 1:24.187 |
| 4 | ▲ ¹ | 16 | 12a | 4 | Dean Widdowson | KTM / RC / (390) | 6 | 8:53.131 | 81.03 | 41.382 | 22.647 | 1:26.759 | 112.0 | 4 | 1:26.901 |
| 5 | ▲ ¹ | 69 | 12a | 5 | Patrick Welch | W.R.D. / Supermono / (690) | 6 | 9:03.574 | 79.47 | 51.825 | 10.443 | 1:28.393 | 117.5 | 5 | 1:28.501 |
| 6 | ▲ ¹ | 152 | 12a | 6 | Archie Inman | Honda / CRF / (450) | 6 | 9:14.032 | 77.97 | 1:02.283 | 10.458 | 1:29.797 | 118.8 | 3 | 1:30.482 |
| 7 | ▲ ¹ | 118 | 12a | 7 | Brian Stroud | KTM / Duke / (690) | 5 | 7:57.367 | 75.41 | 1 Lap | 1 Lap | 1:33.242 | 114.7 | 5 | 1:33.709 |
| 8 | ▲ ² | 36 | 12a | 8 | Joseph Webb | KTM / Duke / (690) | 5 | 8:01.685 | 74.74 | 1 Lap | 4.318 | 1:34.797 | 111.3 | 4 | 1:35.668 |
| 9 | ▲ ⁶ | 96 | 12a | 9 | Matthew Welch | WRD / Supermono / (690) | 5 | 8:03.393 | 74.47 | 1 Lap | 1.708 | 1:34.140 | 113.2 | 3 | 1:34.354 |
| 10 | ▲ ⁶ | 66 | 12a | 10 | Dennis Mapp | Yamaha / Supermono / (640) | 5 | 8:08.320 | 73.72 | 1 Lap | 4.927 | 1:34.129 | 106.9 | 5 | 1:34.847 |
| 11 | ▲ ¹ | 155 | 12a | 11 | William Fletcher | DD-Racing / KTM / (390) | 5 | 8:10.076 | 73.46 | 1 Lap | 1.756 | 1:35.104 | 99.9 | 5 | 1:35.879 |
| 12 | ▲ ¹ | 268 | 12a | 12 | Mark Fairweather | MZ / Skorpion / (660) | 5 | 8:10.112 | 73.45 | 1 Lap | 0.036 | 1:35.553 | 105.7 | 2 | 1:35.882 |
| 13 | ▼ ⁴ | 137 | 12a | 13 | Kelsey Carter | KTM / RC / (390) | 5 | 8:14.961 | 72.73 | 1 Lap | 4.849 | 1:36.766 | 99.6 | 4 | 1:37.095 |
| 14 | ▼ ³ | 150 | 12a | 14 | Tim Oliver | KTM / SMR / (450) | 5 | 8:17.440 | 72.37 | 1 Lap | 2.479 | 1:35.549 | 105.2 | 2 | 1:35.795 |
| 15 | ▼ ¹ | 151 | 12a | 15 | James Inman | Harris Honda / XR (600) | 5 | 8:18.249 | 72.25 | 1 Lap | 0.809 | 1:35.318 | 101.7 | 4 | 1:36.173 |

Not Classified

| | | | | | | | | | | | | | | | |
|--|--|----|-----|--|-------------------|------------------------------|---|----------|-------|----------------|--|----------|-------|---|----------|
| | | 59 | 12a | | Dan Ledger | Shed-Built / Special / (650) | 4 | 5:42.063 | 84.20 | Retired | | 1:23.298 | 121.1 | 2 | 1:24.125 |
|--|--|----|-----|--|-------------------|------------------------------|---|----------|-------|----------------|--|----------|-------|---|----------|

12a - Best Lap : No.75 Ant Hart - 1:20.236 / 92.5% of Race Winner's Speed : 81.26 mph

8a

| | | | | | | | | | | | | | | | |
|---|----------------|-----|----|---|-----------------------|----------------------------|---|----------|-------|-----------------|----------|----------|-------|----------|----------|
| 1 | = | 18 | 8a | 1 | John Dieterman | Yamaha / OU28 / (1247) | 6 | 7:47.185 | 92.47 | | 1:15.310 | 140.7 | 3 | 1:15.415 | |
| 2 | = | 23 | 8a | 2 | Simon Bastow | Suzuki / GSXR / (1052) | 6 | 8:11.527 | 87.89 | 24.342 | 24.342 | 1:20.202 | 139.2 | 2 | 1:20.774 |
| 3 | = | 24 | 8a | 3 | Daniel Frame | Suzuki / XR69 / (1042) | 6 | 8:45.547 | 82.20 | 58.362 | 34.020 | 1:26.036 | 134.8 | 2 | 1:26.114 |
| 4 | ▲ ¹ | 127 | 8a | 4 | Greg Gibson | Harris / Kawasaki / (1170) | 6 | 9:02.098 | 79.69 | 1:14.913 | 16.551 | 1:28.160 | 126.9 | 6 | 1:28.546 |

8a - Best Lap : No.18 John Dieterman - 1:15.310 / 92.5% of Race Winner's Speed : 85.53 mph

Leaders : No.18 John Dieterman (1-6)

Start Time : 03/09 - 17:15:22 / Flag Time : 17:23:09 / End Time : 17:24:36

Best lap : No.18 John Dieterman 1:15.310 95.60 mph

Weather : Sunny Air : 21°C Track : Dry

Previous Event Record : No.18 John Dieterman 1:16.292 94.37 mph

| | | | |
|------------------------------|------------------------------|---------------------------|-----------------------------|
| Timekeeper <i>Dave Jones</i> | Timekeeper <i>E-Ouise.wy</i> | Clerk of Course <i>JB</i> | Posting Time : 17:25 |
|------------------------------|------------------------------|---------------------------|-----------------------------|

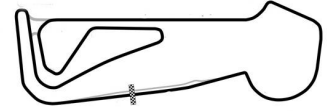
CRMC Snetterton 2022 (GBR) 03-04/09/2022





Snetterton

3rd & 4th Sept 2022



1300, PC750, S.Mono
(7c, 8c, 12a)

Race 15 (Saturday)
Lap Chart

For information purposes. No official / regulatory value

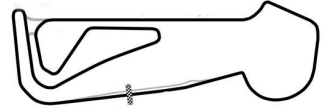
| | 1 | 2 | 3 | 4 | 5 | 6 | 7 | 8 | 9 | 10 | 11 | 12 | 13 | 14 | 15 | 16 | 17 | 18 | 19 | 20 | 21 | 22 | 23 | 24 | 25 | 26 | 27 | 28 | 29 | |
|---|----|------------|-----------|-----------|-----------|------------|------------|------------|---------------|-------------|------------------------|----------------------|----------------------|----------------------|-----------------------|-----------------------|-----------------------|-----------------------|-----------------------|------------|-----|----|----|---------------|---------------|--------------|---------------|---------------|----------------|----------------|
| Grid | 18 | 23 | 42 | 59 | 75 | 1 | 16 | 24 | 66 | 69 | 152 | 127 | | 118 | 137 | 36 | 150 | 155 | 137 | 268 | 151 | 96 | 66 | 66 | 81 | 8 | 66 | 76 | 125 | 157 |
| Start | 18 | 23 | 42 | 59 | 75 | 1 | 16 | 69 | 152 | 24 | 127 | 36 | 151 | 155 | 118 | 137 | 268 | 66 | 96 | 150 | | | | | | | | | | |
| Lap 1 <small>Interval</small> | 18 | 23 3.5 | 42 0.8 | 75 0.5 | 1 0.9 | 59 0.8 | 16 3.2 | 24 2.1 | 152 3.4 | 127 0.3 | 69 0.0 | 36 1.4 | 118 2.5 | 151 1.5 | 268 0.8 | 96 0.3 | 137 0.1 | 155 1.4 | 66 0.5 | 150 4.5 | | | | | | | | | | |
| Lap 2 | 18 | 23 7.8 | 42 1.5 | 75 0.6 | 59 4.1 | 1 0.0 | 16 8.0 | 24 1.9 | 152 5.2 | 127 1.6 | 69 0.1 | 36 6.0 | 118 0.5 | 151 3.9 | 268 0.0 | 96 0.2 | 137 2.5 | 155 0.1 | 66 0.5 | 150 3.7 | | | | | | | | | | |
| Lap 3 | 18 | 23 13.3 | 42 1.7 | 75 0.3 | 1 8.2 | 59 0.8 | 16 8.6 | 24 2.7 | 152 7.4 | 127 1.0 | 69 1.4 | 36 11.2 | 118 0.7 | 151 3.0 | 268 0.2 | 96 3.0 | 137 0.9 | 155 0.6 | 137 0.9 | 150 3.0 | | | | | | | | | | |
| Lap 4 | 18 | 23 19.0 | 42 1.0 | 75 0.4 | 1 12.5 | 59 0.2 | 16 11.0 | 24 2.9 | 152 9.1 | 127 1.1 | 69 3.2 | 36 14.4 | 118 1.8 | 151 3.0 | 268 3.5 | 96 0.8 | 137 0.7 | 155 0.7 | 137 1.8 | 150 3.0 | | | | | | | | | | |
| Lap 5 | 18 | 23 19.7 | 42 0.6 | 75 0.1 | 1 16.8 | 59 12.7 | 16 3.7 | 24 10.9 | 152 0.8 | 127 7.1 | 118 15.4 | 36 4.3 | 96 1.7 | 66 4.9 | 155 1.7 | 268 0.0 | 137 4.8 | 150 2.4 | 151 0.8 | | | | | | | | | | | |
| Lap 6 | 18 | 23 24.3 | 42 0.2 | 75 0.0 | 1 18.6 | 59 15.0 | 16 7.5 | 24 8.9 | 152 1.4 | 127 10.4 | | | | | | | | | | | | | | | | | | | | |





Snetterton

3rd & 4th Sept 2022



**1300,PC750,S.Mono
(7c,8c,12a)**

**Race 15 (Saturday)
Analysis**

For information purposes. No official / regulatory value

| Laps | Lap Time |
|------------------------------|----------|
| No.1 Andrew Widdowson | |
| 1 | 1:25.850 |
| 2 | 1:24.187 |
| 3 | 1:24.692 |
| 4 | 1:24.734 |
| 5 | 1:24.621 |
| 6 | 1:24.065 |
| No.16 Dean Widdowson | |
| 1 | 1:29.539 |
| 2 | 1:30.137 |
| 3 | 1:26.919 |
| 4 | 1:26.759 |
| 5 | 1:26.901 |
| 6 | 1:30.157 |
| No.18 John Dieterman | |
| 1 | 1:21.527 |
| 2 | 1:15.906 |
| 3 | 1:15.310 |
| 4 | 1:15.415 |
| 5 | 1:20.109 |
| 6 | 1:18.269 |
| No.23 Simon Bastow | |
| 1 | 1:25.106 |
| 2 | 1:20.202 |
| 3 | 1:20.774 |
| 4 | 1:21.092 |
| 5 | 1:20.878 |
| 6 | 1:22.826 |
| No.24 Daniel Frame | |
| 1 | 1:31.077 |
| 2 | 1:26.036 |
| 3 | 1:26.173 |
| 4 | 1:26.503 |
| 5 | 1:26.114 |
| 6 | 1:26.330 |
| No.36 Joseph Webb | |
| 1 | 1:35.961 |
| 2 | 1:35.781 |
| 3 | 1:35.668 |
| 4 | 1:34.797 |
| 5 | 1:35.723 |
| No.42 Alex Sinclair | |
| 1 | 1:25.131 |
| 2 | 1:20.859 |
| 3 | 1:20.985 |
| 4 | 1:20.368 |
| 5 | 1:20.476 |
| 6 | 1:22.417 |

| Laps | Lap Time |
|-----------------------------|----------|
| No.59 Dan Ledger | |
| 1 | 1:27.173 |
| 2 | 1:23.298 |
| 3 | 1:25.631 |
| 4 | 1:24.125 |
| No.66 Dennis Mapp | |
| 1 | 1:42.248 |
| 2 | 1:36.363 |
| 3 | 1:34.847 |
| 4 | 1:35.771 |
| 5 | 1:34.129 |
| No.69 Patrick Welch | |
| 1 | 1:35.193 |
| 2 | 1:31.006 |
| 3 | 1:28.501 |
| 4 | 1:28.679 |
| 5 | 1:28.393 |
| 6 | 1:28.773 |
| No.75 Ant Hart | |
| 1 | 1:25.056 |
| 2 | 1:20.952 |
| 3 | 1:20.701 |
| 4 | 1:20.433 |
| 5 | 1:20.236 |
| 6 | 1:22.303 |
| No.96 Matthew Welch | |
| 1 | 1:39.961 |
| 2 | 1:35.009 |
| 3 | 1:34.140 |
| 4 | 1:34.858 |
| 5 | 1:34.354 |
| No.118 Brian Stroud | |
| 1 | 1:38.002 |
| 2 | 1:33.732 |
| 3 | 1:34.418 |
| 4 | 1:33.709 |
| 5 | 1:33.242 |
| No.127 Greg Gibson | |
| 1 | 1:34.473 |
| 2 | 1:29.387 |
| 3 | 1:29.121 |
| 4 | 1:28.546 |
| 5 | 1:28.674 |
| 6 | 1:28.160 |
| No.137 Kelsey Carter | |
| 1 | 1:40.666 |
| 2 | 1:37.856 |
| 3 | 1:37.095 |

| Laps | Lap Time |
|--------------------------------|----------|
| 4 | 1:36.766 |
| 5 | 1:38.107 |
| No.150 Tim Oliver | |
| 1 | 1:39.824 |
| 2 | 1:35.549 |
| 3 | 1:35.795 |
| 4 | 1:36.786 |
| 5 | 1:37.519 |
| No.151 James Inman | |
| 1 | 1:39.595 |
| 2 | 1:36.173 |
| 3 | 1:37.255 |
| 4 | 1:35.318 |
| 5 | 1:45.690 |
| No.152 Archie Inman | |
| 1 | 1:34.539 |
| 2 | 1:31.588 |
| 3 | 1:29.797 |
| 4 | 1:30.482 |
| 5 | 1:32.263 |
| 6 | 1:32.090 |
| No.155 William Fletcher | |
| 1 | 1:42.363 |
| 2 | 1:36.212 |
| 3 | 1:36.255 |
| 4 | 1:35.879 |
| 5 | 1:35.104 |
| No.268 Mark Fairweather | |
| 1 | 1:40.142 |
| 2 | 1:35.553 |
| 3 | 1:37.254 |
| 4 | 1:35.882 |
| 5 | 1:36.718 |