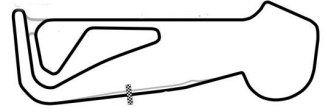




Snetterton

3rd & 4th Sept 2022



**1300, PC750, S.Mono
(7c, 8c, 12a)**

**Practice 4 (Saturday)
Results**

Document 2

Subject to scrutineering & sporting investigations

| Rnk | No. | Class | Rider | Entry | Laps | Best lap | mph | In Lap | Gap | Interv. | 2nd Best |
|------------|-----|-------|------------------|------------------------------|------|----------|-------|--------|--------|---------|----------|
| 12a | | | | | | | | | | | |
| 1 | 42 | 12a | Alex Sinclair | Kramer / (690) | 5 | 1:23.102 | 86.64 | 4 | | | 1:24.402 |
| 2 | 75 | 12a | Ant Hart | KTM / RC4 / (690) | 7 | 1:25.119 | 84.59 | 6 | 2.017 | 2.017 | 1:25.204 |
| 3 | 59 | 12a | Dan Ledger | Shed-Built / Special / (650) | 7 | 1:25.433 | 84.28 | 7 | 2.331 | 0.314 | 1:25.719 |
| 4 | 1 | 12a | Andrew Widdowson | Kramer / EVO2-R / (690) | 7 | 1:27.208 | 82.56 | 7 | 4.106 | 1.775 | 1:27.664 |
| 5 | 16 | 12a | Dean Widdowson | KTM / RC / (390) | 4 | 1:31.892 | 78.35 | 4 | 8.790 | 4.684 | 1:32.327 |
| 6 | 69 | 12a | Patrick Welch | W.R.D. / Supermono / (690) | 6 | 1:32.344 | 77.97 | 6 | 9.242 | 0.452 | 1:33.305 |
| 7 | 36 | 12a | Joseph Webb | KTM / Duke / (690) | 6 | 1:34.863 | 75.90 | 5 | 11.761 | 2.519 | 1:36.305 |
| 8 | 150 | 12a | Tim Oliver | KTM / SMR / (450) | 6 | 1:36.440 | 74.66 | 6 | 13.338 | 1.577 | 1:40.277 |
| 9 | 152 | 12a | Archie Inman | Honda / CRF / (450) | 6 | 1:36.673 | 74.48 | 6 | 13.571 | 0.233 | 1:38.535 |
| 10 | 66 | 12a | Dennis Mapp | Yamaha / Supermono / (640) | 6 | 1:36.805 | 74.38 | 6 | 13.703 | 0.132 | 1:38.352 |
| 11 | 96 | 12a | Matthew Welch | WRD / Supermono / (690) | 6 | 1:38.553 | 73.06 | 6 | 15.451 | 1.748 | 1:40.027 |
| 12 | 268 | 12a | Mark Fairweather | MZ / Skorpion / (660) | 6 | 1:38.741 | 72.92 | 5 | 15.639 | 0.188 | 1:39.243 |
| 13 | 151 | 12a | James Inman | Harris Honda / XR (600) | 6 | 1:38.790 | 72.88 | 6 | 15.688 | 0.049 | 1:40.250 |
| 14 | 137 | 12a | Kelsey Carter | KTM / RC / (390) | 6 | 1:38.933 | 72.78 | 5 | 15.831 | 0.143 | 1:39.206 |
| 15 | 118 | 12a | Brian Stroud | KTM / Duke / (690) | 6 | 1:40.049 | 71.96 | 6 | 16.947 | 1.116 | 1:42.220 |

| | | | | | | | | | | | |
|-----------|----|----|-------------------|----------------------------|---|----------|-------|---|-------|-------|----------|
| 7c | | | | | | | | | | | |
| 1 | 8 | 7c | Kevin Van-de-Worp | Moto-Guzzi / V7 / (1120) | 5 | 1:30.563 | 79.50 | 5 | | | 1:31.774 |
| 2 | 19 | 7c | Gordon Clark | Rob-North Rocket / 3 (930) | 6 | 1:33.045 | 77.38 | 5 | 2.482 | 2.482 | 1:35.363 |

| | | | | | | | | | | | |
|-----------|-----|----|----------------|----------------------------|---|----------|-------|---|--------|--------|----------|
| 8a | | | | | | | | | | | |
| 1 | 18 | 8a | John Dieterman | Yamaha / OU28 / (1247) | 4 | 1:20.858 | 89.04 | 4 | | | 1:27.574 |
| 2 | 23 | 8a | Simon Bastow | Suzuki / GSXR / (1052) | 7 | 1:26.472 | 83.26 | 6 | 5.614 | 5.614 | 1:27.315 |
| 3 | 127 | 8a | Greg Gibson | Harris / Kawasaki / (1170) | 6 | 1:31.483 | 78.70 | 6 | 10.625 | 5.011 | 1:32.415 |
| 4 | 24 | 8a | Daniel Frame | Suzuki / XR69 / (1042) | 4 | 1:33.839 | 76.73 | 4 | 12.981 | 2.356 | 1:37.945 |
| 5 | 65 | 8a | George Downham | Kawasaki / P&M / (1170) | 1 | 1:50.274 | 65.29 | 1 | 29.416 | 16.435 | |
| 6 | 61 | 8a | Gary Ryan | Kawasaki / Z1000 / (1170) | 1 | 1:54.128 | 63.09 | 1 | 33.270 | 3.854 | |

Start Time : 03/09 - 09:41:50 / Flag Time : 10:05:20 / End Time : 10:06:28

Best lap : No.18 John Dieterman 1:20.858 89.04 mph

Weather : Scattered cloud Air : 16°C Track : Dry

Timekeeper *Dave Jones* Timekeeper *E-Ouise.wy* Clerk of Course *JB* Posting Time : **10:08**

CRMC Snetterton 2022 (GBR) 03-04/09/2022

Page 2 / 2

Motor Sports Timing UK

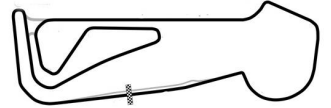
Apex Timing GoRacing





Snetterton

3rd & 4th Sept 2022



**1300,PC750,S.Mono
(7c,8c,12a)**

**Practice 4 (Saturday)
Analysis**

For information purposes. No official / regulatory value

| Laps | Lap Time |
|-------------------------------|-----------|
| No.1 Andrew Widdowson | |
| 1 | 1:35.252 |
| 2 | 15:16.847 |
| 3 | 1:34.561 |
| 4 | 1:29.984 |
| 5 | 1:28.577 |
| 6 | 1:27.664 |
| 7 | 1:27.208 |
| No.8 Kevin Van-de-Worp | |
| 1 | 1:40.142 |
| 2 | 15:00.488 |
| 3 | 1:36.351 |
| 4 | 1:31.774 |
| 5 | 1:30.563 |
| No.16 Dean Widdowson | |
| 1 | 1:37.979 |
| 2 | 18:53.062 |
| 3 | 1:32.327 |
| 4 | 1:31.892 |
| No.18 John Dieterman | |
| 1 | 1:29.102 |
| 2 | 15:25.373 |
| 3 | 1:27.574 |
| 4 | 1:20.858 |
| No.19 Gordon Clark | |
| 1 | 1:45.553 |
| 2 | 14:56.958 |
| 3 | 1:40.235 |
| 4 | 1:35.363 |
| 5 | 1:33.045 |
| 6 | 1:36.758 |
| No.23 Simon Bastow | |
| 1 | 1:44.086 |
| 2 | 15:01.616 |
| 3 | 1:34.933 |
| 4 | 1:38.340 |
| 5 | 1:28.085 |
| 6 | 1:26.472 |
| 7 | 1:27.315 |
| No.24 Daniel Frame | |
| 1 | 1:47.095 |
| 2 | 14:53.232 |
| 3 | 1:37.945 |
| 4 | 1:33.839 |
| No.36 Joseph Webb | |
| 1 | 1:42.999 |
| 2 | 15:09.747 |
| 3 | 1:37.671 |

| Laps | Lap Time |
|-----------------------------|-----------|
| 4 | 1:36.305 |
| 5 | 1:34.863 |
| 6 | 1:36.459 |
| No.42 Alex Sinclair | |
| 1 | 15:19.884 |
| 2 | 1:27.733 |
| 3 | 1:24.402 |
| 4 | 1:23.102 |
| 5 | 1:24.967 |
| No.59 Dan Ledger | |
| 1 | 1:33.386 |
| 2 | 15:16.874 |
| 3 | 1:31.373 |
| 4 | 1:27.744 |
| 5 | 1:26.743 |
| 6 | 1:25.719 |
| 7 | 1:25.433 |
| No.61 Gary Ryan | |
| 1 | 1:54.128 |
| No.65 George Downham | |
| 1 | 1:50.274 |
| No.66 Dennis Mapp | |
| 1 | 1:53.290 |
| 2 | 14:47.136 |
| 3 | 1:41.937 |
| 4 | 1:39.206 |
| 5 | 1:38.352 |
| 6 | 1:36.805 |
| No.69 Patrick Welch | |
| 1 | 1:44.596 |
| 2 | 15:06.913 |
| 3 | 1:45.033 |
| 4 | 1:34.454 |
| 5 | 1:33.305 |
| 6 | 1:32.344 |
| No.75 Ant Hart | |
| 1 | 1:43.462 |
| 2 | 14:57.547 |
| 3 | 1:38.601 |
| 4 | 1:29.984 |
| 5 | 1:27.186 |
| 6 | 1:25.119 |
| 7 | 1:25.204 |
| No.96 Matthew Welch | |
| 1 | 1:49.214 |
| 2 | 15:04.182 |
| 3 | 1:46.615 |
| 4 | 1:42.066 |

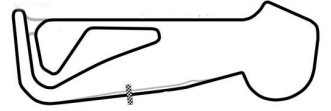
| Laps | Lap Time |
|--------------------------------|-----------|
| 5 | 1:40.027 |
| 6 | 1:38.553 |
| No.118 Brian Stroud | |
| 1 | 1:49.378 |
| 2 | 15:00.737 |
| 3 | 1:44.794 |
| 4 | 1:42.680 |
| 5 | 1:42.220 |
| 6 | 1:40.049 |
| No.127 Greg Gibson | |
| 1 | 1:43.788 |
| 2 | 15:12.061 |
| 3 | 1:46.429 |
| 4 | 1:34.792 |
| 5 | 1:32.415 |
| 6 | 1:31.483 |
| No.137 Kelsey Carter | |
| 1 | 1:48.102 |
| 2 | 15:03.978 |
| 3 | 1:44.074 |
| 4 | 1:41.053 |
| 5 | 1:38.933 |
| 6 | 1:39.206 |
| No.150 Tim Oliver | |
| 1 | 1:49.180 |
| 2 | 14:57.336 |
| 3 | 1:48.933 |
| 4 | 1:40.277 |
| 5 | 1:40.465 |
| 6 | 1:36.440 |
| No.151 James Inman | |
| 1 | 1:45.755 |
| 2 | 15:11.947 |
| 3 | 1:50.005 |
| 4 | 1:40.531 |
| 5 | 1:40.250 |
| 6 | 1:38.790 |
| No.152 Archie inman | |
| 1 | 1:47.471 |
| 2 | 15:00.495 |
| 3 | 1:46.235 |
| 4 | 1:40.694 |
| 5 | 1:38.535 |
| 6 | 1:36.673 |
| No.268 Mark Fairweather | |
| 1 | 1:48.960 |
| 2 | 14:58.413 |
| 3 | 1:45.129 |
| 4 | 1:39.966 |





Snetterton

3rd & 4th Sept 2022



**1300, PC750, S.Mono
(7c, 8c, 12a)**

**Practice 4 (Saturday)
Analysis**

For information purposes. No official / regulatory value

| Laps | Lap Time |
|------|-----------------|
| 5 | 1:38.741 |
| 6 | 1:39.243 |