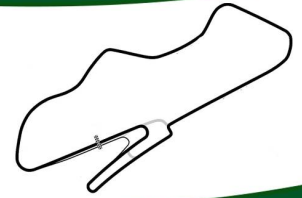




Donington Park

30th & 31st July 2022



1300, PC750, S.Mono (7c, 8c, 12a)

Race 8 (Saturday) Results 6 Laps = 11.874 miles

Document 5

Rnk	No.	Class	Rnk	Rider	Entry	Laps	Time	mph	Gap	Interv.	Best lap	mph	In Lap	2nd Best	Spd	Penalty
12a																
1	=	42	12a	1	Alex Sinclair	Kramer / Morph-Motorsport / (690)	6	7:59.957	89.06		1:18.814	90.40	4	1:18.830	107.9	
2	▲1	59	12a	2	Dan Ledger	Shed-Built / Special / (650)	6	8:07.443	87.70	7.486	7.486	1:20.123	88.92	2	1:20.138	103.6
3	▼1	1	12a	3	Andrew Widdowson	Kramer / EVO2-R / (690)	6	8:10.403	87.17	10.446	2.960	1:20.327	88.69	6	1:20.479	106.9
4	=	4	12a	4	Steve Mason	KTM / Supermono / (690)	6	8:19.897	85.51	19.940	9.494	1:21.742	87.16	2	1:22.061	107.0
5	=	69	12a	5	Patrick Welch	W.R.D. / Supermono / (690)	6	8:43.843	81.60	43.886	23.946	1:24.468	84.34	5	1:24.779	103.1
6	▲7	155	12a	6	William Fletcher	DD-Racing / KTM / (690)	6	9:01.164	78.99	1:01.207	17.321	1:25.772	83.06	6	1:28.022	106.0
7	▲5	152	12a	7	Archie Inman	Honda / CRF / (450)	6	9:03.261	78.68	1:03.304	2.097	1:27.935	81.02	6	1:29.334	100.8
8	▼1	36	12a	8	Joseph Webb	KTM / Duke / (690)	6	9:06.980	78.15	1:07.023	3.719	1:29.385	79.70	4	1:29.768	97.0
9	=	157	12a	9	Barry Jones	Spondon / Rotax / (650)	6	9:07.130	78.13	1:07.173	0.150	1:28.802	80.23	4	1:29.171	97.1
10	▼2	151	12a	10	James Inman	Harris Honda / XR (600)	6	9:07.709	78.05	1:07.752	0.579	1:29.045	80.01	4	1:29.502	90.9
11	=	96	12a	11	Matthew Welch	WRD / Supermono / (690)	6	9:12.707	77.34	1:12.750	4.998	1:29.395	79.70	3	1:30.248	101.1
12	▼2	268	12a	12	Mark Fairweather	MZ / Skorpion / (660)	6	9:12.856	77.32	1:12.899	0.149	1:30.081	79.09	6	1:30.190	93.9
13	▲1	118	12a	13	Brian Stroud	KTM / Duke / (690)	6	9:26.690	75.43	1:26.733	13.834	1:31.410	77.94	6	1:32.145	98.7
14	▲1	66	12a	14	Dennis Mapp	Yamaha / Supermono / (640)	6	9:27.356	75.34	1:27.399	0.666	1:30.814	78.45	6	1:31.517	93.1
15	▲1	158	12a	15	Neil Bagley	Yamaha / SZR / (660)	6	9:30.639	74.91	1:30.682	3.283	1:32.538	76.99	5	1:32.848	91.6
16	▲2	137	12a	16	Kelsey Carter	KTM / RC / (390)	5	8:06.815	73.17	1 Lap	1 Lap	1:35.043	74.96	3	1:35.158	87.7
17	=	63	12a	17	Richard Jones	KTM / Supermono / (690)	5	8:10.255	72.66	1 Lap	3.440	1:35.566	74.55	5	1:36.022	91.4

Not Classified

		16	12a		Dean Widdowson	KTM / 390-RC / (390)	3	4:18.620	82.64	Retired		1:23.917	84.90	3	1:24.666	101.5
--	--	----	-----	--	-----------------------	----------------------	---	----------	-------	----------------	--	----------	-------	---	----------	-------

12a - Best Lap : No.42 Alex Sinclair - 1:18.814 / 92.5% of Race Winner's Speed : 82.38 mph

7c

1	=	122	7c	1	Magnus Mossberg	ISK / Kawasaki / (1075)	6	8:14.465	86.45			1:21.395	87.53	2	1:21.491	117.7
2	▲1	8	7c	2	Kevin Van	Moto-Guzzi / V7 / (1120)	6	8:38.811	82.39	24.346	24.346	1:25.038	83.78	4	1:25.184	107.9
3	▲1	31	7c	3	Frank Lemstra	Honda CB500 / 4 (498)	6	9:22.542	75.99	1:08.077	43.731	1:31.118	78.19	5	1:31.270	88.6

Not Classified

		393	7c		Hasse Gustafson**	Ducati / (750)	4	5:41.755	81.02	Retired		1:23.295	85.53	4	1:23.931	101.8	+10.000
--	--	-----	----	--	--------------------------	----------------	---	----------	-------	----------------	--	----------	-------	---	----------	-------	---------

7c - Best Lap : No.122 Magnus Mossberg - 1:21.395 / 92.5% of Race Winner's Speed : 79.97 mph

8c

1	=	24	8c	1	Scott Carson	Yamaha / TZR / (250)	6	8:02.975	88.51			1:19.495	89.62	5	1:19.692	98.7
2	▲1	99	8c	2	Leon Lerego	Yamaha / TZ / (750)	6	8:29.828	83.84	26.853	26.853	1:23.590	85.23	2	1:24.390	113.2
3	▲8	198	8c	3	William Paget	Yamaha / FZ / (600)	6	8:38.349	82.47	35.374	8.521	1:24.352	84.46	6	1:24.724	96.0
4	▲1	38	8c	4	Rory Hill	Yamaha / FZ / (599)	6	8:38.576	82.43	35.601	0.227	1:25.374	83.45	4	1:25.448	93.2
5	▼1	30	8c	5	Steven Panter	Yamaha / FZ / (00)	6	8:42.973	81.74	39.998	4.397	1:25.204	83.62	4	1:25.808	94.0
6	▲2	174	8c	6	Jamie O'Brien	Les-Cross / TZ / (750)	6	8:47.657	81.01	44.682	4.684	1:23.564	85.26	5	1:24.274	115.5
7	=	171	8c	7	Garry Hiron	Norton / Interpol-2 / (588)	6	8:49.050	80.80	46.075	1.393	1:26.282	82.57	2	1:26.371	106.0
8	▲2	22	8c	8	Juergen Riedel**	Honda / (985)	6	9:05.473	78.37	1:02.498	16.423	1:28.277	80.71	5	1:28.528	105.5
9	=	12	8c	9	Mick Pennell	Yamaha / RD350YPVS / (350)	6	9:06.111	78.27	1:03.136	0.638	1:28.969	80.08	5	1:29.355	95.2
10	▲4	41	8c	10	Mark George	Ducati / TT1 / (748)	6	9:06.152	78.27	1:03.177	0.041	1:29.037	80.02	4	1:29.522	101.8
11	▼5	199	8c	11	John Paget	Ducati / TT1 / (750)	6	9:06.200	78.26	1:03.225	0.048	1:26.988	81.90	5	1:27.758	99.3
12	▲4	55	8c	12	Chris Saltinstall	Moto-Guzzi / Le-Mans / (1064)	6	9:07.777	78.04	1:04.802	1.577	1:28.825	80.21	5	1:29.090	102.8
13	=	77	8c	13	Mark Foster	Yamaha / FZ / (599)	6	9:14.661	77.07	1:11.686	6.884	1:30.709	78.54	6	1:30.791	94.1
14	▲1	297	8c	14	Peter Nicholls	Yamaha / FZ / (599)	6	9:26.070	75.51	1:23.095	11.409	1:30.562	78.67	5	1:31.511	92.8

8c - Best Lap : No.24 Scott Carson - 1:19.495 / 92.5% of Race Winner's Speed : 81.87 mph

Leaders : No.42 Alex Sinclair (1-6)

Start Time : 30/07 - 15:40:06 / Flag Time : 15:48:06 / End Time : 15:49:37

Best lap : No.42 Alex Sinclair 1:18.814 90.40 mph

Weather : Overcast Air : 19°C Track : Dry

Previous Event Record : No.42 Alex Sinclair 1:19.026 90.15 mph

Timekeeper *Dave Jones*

Clerk of Course *J Green*

Posting Time : **15:50**

CRMC Donington 2022 (GBR) 30-31/07/2022

Page 2 / 2

Motor Sports Timing UK

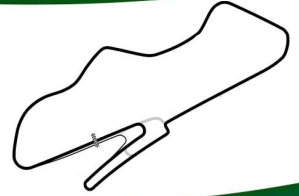
Apex Timing GoRacing





Donington Park

30th & 31st July 2022



1300, PC750, S.Mono
(7c, 8c, 12a)

Race 8 (Saturday)
Lap Chart

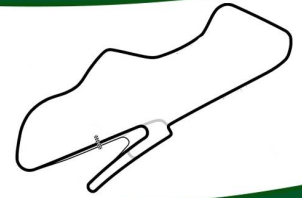
For information purposes. No official / regulatory value

	1	2	3	4	5	6	7	8	9	10	11	12	13	14	15	16	17	18	19	20	21	22	23	24	25	26	27	28	29	30	31	32	33	34	35	36	37	38	39	40	41			
Grid	42	24	59	122	393	99	30	16	38	8	198	30	171	69	152	36	41	12	77	151	268	157	155	96	22	55	174	158	31	118	137	297	66	63	199									
Start																																												
Lap 1 Interval	42	24	59	122	4	1	99	16	393	38	8	198	30	171	69	152	36	41	12	77	151	268	157	155	96	22	55	174	158	31	118	137	297	66	63	199								
Lap 2	42	24	59	122	1	4	99	393	16	38	8	198	30	171	69	152	36	41	12	151	77	155	22	174	157	55	268	96	199	31	118	297	158	66	137	63								
Lap 3	42	24	59	1	122	4	99	393	16	38	8	198	30	171	69	174	152	36	41	12	155	22	157	151	77	55	96	268	199	31	118	297	158	66	137	63								
Lap 4	42	24	59	1	122	4	99	393	38	8	198	30	171	69	174	152	36	41	22	155	12	157	151	55	199	96	77	268	31	118	297	66	158	137	63									
Lap 5	42	24	59	1	122	4	99	38	8	198	30	69	171	174	22	152	155	41	12	36	199	157	151	55	96	268	77	31	297	118	66	158	137	63										
Lap 6	42	24	59	1	122	4	99	198	38	8	30	69	174	171	155	152	22	12	41	199	36	157	151	55	96	268	77	31	297	118	66	158												



Donington Park

30th & 31st July 2022



1300,PC750,S.Mono (7c,8c,12a)

Race 8 (Saturday) Analysis

For information purposes. No official / regulatory value

Laps	Lap Time
No.1 Andrew Widdowson	
1	1:26.935
2	1:21.154
3	1:21.004
4	1:20.479
5	1:20.504
6	1:20.327
No.4 Steve Mason	
1	1:26.833
2	1:21.742
3	1:22.061
4	1:22.125
5	1:22.760
6	1:24.376
No.8 Kevin Van	
1	1:31.559
2	1:25.184
3	1:26.011
4	1:25.038
5	1:25.604
6	1:25.415
No.12 Mick Pennell	
1	1:37.944
2	1:29.355
3	1:30.465
4	1:29.971
5	1:28.969
6	1:29.407
No.16 Dean Widdowson	
1	1:30.037
2	1:24.666
3	1:23.917
No.22 Juergen Riedel**	
1	
2	1:28.958
3	1:28.737
4	1:28.528
5	1:28.277
6	1:30.572
No.24 Scott Carson	
1	1:24.070
2	1:20.027
3	1:19.912
4	1:19.692
5	1:19.495
6	1:19.779
No.30 Steven Panter	
1	1:33.012

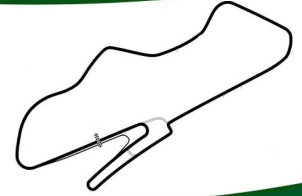
Laps	Lap Time
2	1:25.808
3	1:25.943
4	1:25.204
5	1:26.295
6	1:26.711
No.31 Frank Lemstra	
1	1:43.482
2	1:32.475
3	1:31.270
4	1:32.377
5	1:31.118
6	1:31.820
No.36 Joseph Webb	
1	1:36.899
2	1:29.809
3	1:30.288
4	1:29.385
5	1:30.831
6	1:29.768
No.38 Rory Hill	
1	1:30.455
2	1:25.657
3	1:25.448
4	1:25.374
5	1:25.554
6	1:26.088
No.41 Mark George	
1	1:37.230
2	1:29.522
3	1:30.645
4	1:29.037
5	1:29.733
6	1:29.985
No.42 Alex Sinclair	
1	1:23.446
2	1:19.691
3	1:18.830
4	1:18.814
5	1:18.945
6	1:20.231
No.55 Chris Saltinstall	
1	1:40.947
2	1:30.521
3	1:29.122
4	1:29.272
5	1:28.825
6	1:29.090

Laps	Lap Time
No.59 Dan Ledger	
1	1:24.705
2	1:20.123
3	1:20.138
4	1:20.139
5	1:21.271
6	1:21.067
No.63 Richard Jones	
1	1:45.933
2	1:36.022
3	1:36.397
4	1:36.337
5	1:35.566
No.66 Dennis Mapp	
1	1:45.143
2	1:33.835
3	1:33.400
4	1:32.647
5	1:31.517
6	1:30.314
No.69 Patrick Welch	
1	1:35.681
2	1:26.529
3	1:26.035
4	1:26.351
5	1:24.468
6	1:24.779
No.77 Mark Foster	
1	1:38.219
2	1:30.791
3	1:31.212
4	1:32.060
5	1:31.670
6	1:30.709
No.96 Matthew Welch	
1	1:39.891
2	1:31.822
3	1:29.395
4	1:30.482
5	1:30.248
6	1:30.869
No.99 Leon Lerego	
1	1:28.116
2	1:23.590
3	1:24.773
4	1:24.475
5	1:24.484
6	1:24.390



Donington Park

30th & 31st July 2022



1300,PC750,S.Mono (7c,8c,12a)

Race 8 (Saturday) Analysis

For information purposes. No official / regulatory value

Laps	Lap Time
No.118 Brian Stroud	
1	1:43.523
2	1:33.370
3	1:33.248
4	1:32.994
5	1:32.145
6	1:31.410

No.122 Magnus Mossberg	
1	1:25.689
2	1:21.395
3	1:22.252
4	1:22.044
5	1:21.594
6	1:21.491

No.137 Kelsey Carter	
1	1:44.730
2	1:35.931
3	1:35.043
4	1:35.953
5	1:35.158

No.151 James Inman	
1	1:38.740
2	1:30.241
3	1:30.198
4	1:29.045
5	1:29.983
6	1:29.502

No.152 Archie Inman	
1	1:36.134
2	1:29.469
3	1:30.170
4	1:29.334
5	1:30.219
6	1:27.935

No.155 William Fletcher	
1	1:39.563
2	1:29.572
3	1:28.862
4	1:29.373
5	1:28.022
6	1:25.772

No.157 Barry Jones	
1	1:39.197
2	1:30.740
3	1:29.171
4	1:28.802
5	1:29.808
6	1:29.412

No.158 Neil Bagley	
1	1:43.476
2	1:35.208
3	1:32.848
4	1:33.584
5	1:32.538
6	1:32.985

No.171 Garry Hirons	
1	1:35.347
2	1:26.282
3	1:26.371
4	1:26.463
5	1:26.996
6	1:27.591

No.174 Jamie O'Brien	
1	1:42.112
2	1:27.670
3	1:25.467
4	1:24.274
5	1:23.564
6	1:24.570

No.198 William Paget	
1	1:32.599
2	1:25.778
3	1:25.949
4	1:24.947
5	1:24.724
6	1:24.352

No.199 John Paget	
1	1:46.136
2	1:28.460
3	1:28.032
4	1:27.758
5	1:26.988
6	1:28.826

No.268 Mark Fairweather	
1	1:39.160
2	1:32.479
3	1:30.190
4	1:30.702
5	1:30.244
6	1:30.081

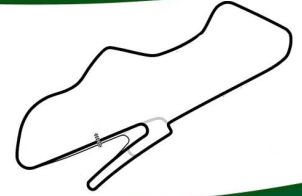
No.297 Peter Nicholls	
1	1:44.944
2	1:33.041
3	1:32.672
4	1:33.340
5	1:30.562
6	1:31.511

No.393 Hasse Gustafson**	
1	1:30.402
2	1:24.127
3	1:23.931
4	1:23.295



Donington Park

30th & 31st July 2022



1300,PC750,S.Mono
(7c,8c,12a)

Race 8 (Saturday)
Starting Grid

Document 3.1

Subject to scrutineering & sporting investigations

14		19	Gordon Clark Rob-North Rocket / 3 (930)	-	55	Chris Saltinstall Moto-Guzzi / Le-Mans / (1064)	1:39.237
13		137	Kelsey Carter KTM / RC / (390)	1:36.961	63	Richard Jones KTM / Supermono / (690)	1:35.879
					21	Kent Jörnevall** Ducati / (750)	1:35.065
12	31		Frank Lemstra Honda CB500 / 4 (498)	1:34.564	297	Peter Nicholls Yamaha / FZ / (599)	1:34.100
					158	Neil Bagley Yamaha / SZR / (660)	1:32.552
11		66	Dennis Mapp Yamaha / Supermono / (640)	1:32.210	118	Brian Stroud KTM / Duke / (690)	1:31.754
					155	William Fletcher DD-Racing / KTM / (690)	1:31.385
10	152		Archie Inman Honda / CRF / (450)	1:30.784	96	Matthew Welch WRD / Supermono / (690)	1:30.729
					41	Mark George Ducati / TT1 / (748)	1:30.165
9		77	Mark Foster Yamaha / FZ / (599)	1:30.108	268	Mark Fairweather MZ / Skorpion / (660)	1:30.036
					157	Barry Jones Spondon / Rotax / (600)	1:29.848
8	27		Matthew Morgan Ducati / TT2 / (00)	1:29.737	151	James Inman Harris Honda / XR (600)	1:28.879
					198	William Paget Yamaha / FZ / (600)	1:28.876
7		22	Juergen Riedel** Honda / (985)	1:28.855	12	Mick Pennell Yamaha / RD350YPVS / (350)	1:28.402
					174	Jamie O'Brien Les-Cross / TZ / (750)	1:27.842
6	36		Joseph Webb KTM / Duke / (690)	1:27.437	171	Garry Hirons Norton / Interpol-2 / (588)	1:26.839
					8	Kevin Van Moto-Guzzi / V7 / (1120)	1:26.820
5		16	Dean Widdowson KTM / 390-RC / (390)	1:26.386	199	John Paget Ducati / TT1 / (750)	1:26.309
4	69		Patrick Welch W.R.D. / Supermono / (690)	1:25.725	38	Rory Hill Yamaha / FZ / (599)	1:25.623
					4	Steve Mason KTM / Supermono / (690)	1:25.303
3		30	Steven Panter Yamaha / FZ / (00)	1:25.074	99	Leon Lerego Yamaha / TZ / (750)	1:23.724
					393	Hasse Gustafson** Ducati / (750)	1:23.300
2	122		Magnus Mossberg ISK / Kawasaki / (1075)	1:22.695	86	Michael Burke Ducati / TTF1 / (750)	1:22.663
					59	Dan Ledger Shed-Built / Special / (650)	1:21.485
1		24	Scott Carson Yamaha / TZR / (250)	1:19.973	1	Andrew Widdowson Kramer / EVO2-R / (690)	1:19.962
					42	Alex Sinclair Kramer / Morph-Motorsport / (690)	1:19.026

POLE POSITION

Start : 30/07 - 14:48 6 Laps = 11.874 miles

Timekeeper *Don Jones*

Clerk of Course *J Green*

Posting Time : **13:04**

CRMC Donington 2022 (GBR) 30-31/07/2022

Page 1 / 1

Motor Sports Timing UK

Apex Timing GoRacing

