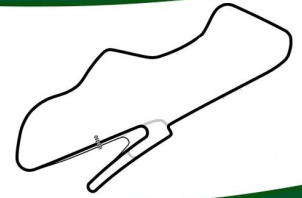




# Donington Park

## 30th & 31st July 2022



### 1300, PC750, S.Mono (7c, 8c, 12a)

### Race 19 (Saturday)

### Results 6 Laps = 11.874 miles

### Document 6

Rnk	No.	Class	Rnk	Rider	Entry	Laps	Time	mph	Gap	Interv.	Best lap	mph	In Lap	2nd Best	Spd	Penalty	
<b>12a</b>																	
1	=	42	12a	1	<b>Alex Sinclair</b>	Kramer / Morph-Motorsport / (690)	6	9:36.065	74.20		1:31.661	77.73	6	1:33.260	104.5		
2	▲1	59	12a	2	<b>Dan Ledger</b>	Shed-Built / Special / (650)	6	9:38.948	73.83	<b>2.883</b>	1:32.917	76.67	5	1:34.645	100.2		
3	▲10	155	12a	3	<b>William Fletcher</b>	DD-Racing / KTM / (690)	6	10:30.842	67.76	<b>54.777</b>	1:39.749	71.42	6	1:40.466	101.7		
4	▼2	1	12a	4	<b>Andrew Widdowson</b>	Kramer / EVO2-R / (690)	6	10:31.729	67.67	<b>55.664</b>	1:41.160	70.43	5	1:41.371	97.0		
5	=	69	12a	5	<b>Patrick Welch</b>	W.R.D. / Supermono / (690)	6	10:32.634	67.57	<b>56.569</b>	1:40.094	71.18	5	1:40.698	99.1		
6	▲5	96	12a	6	<b>Matthew Welch</b>	WRD / Supermono / (690)	6	10:33.433	67.48	<b>57.368</b>	1:39.837	71.36	6	1:40.888	98.5		
7	=	36	12a	7	<b>Joseph Webb</b>	KTM / Duke / (690)	6	10:52.341	65.53	<b>1:16.276</b>	18.908	1:43.964	68.53	5	1:44.601	96.1	
8	▲2	268	12a	8	<b>Mark Fairweather</b>	MZ / Skorpion / (660)	6	10:54.359	65.33	<b>1:18.294</b>	2.018	1:42.266	69.67	6	1:43.479	90.0	
9	▲5	118	12a	9	<b>Brian Stroud</b>	KTM / Duke / (690)	6	10:54.533	65.31	<b>1:18.468</b>	0.174	1:42.691	69.38	5	1:44.124	97.4	
10	▲8	137	12a	10	<b>Kelsey Carter</b>	KTM / RC / (390)	6	10:56.713	65.09	<b>1:20.648</b>	2.180	1:43.181	69.05	6	1:44.120	86.6	
11	▲4	66	12a	11	<b>Dennis Mapp</b>	KTM / 390-RC / (390)	6	11:03.962	64.38	<b>1:27.897</b>	7.249	1:42.932	69.21	6	1:45.011		
12	▲4	158	12a	12	<b>Neil Bagley</b>	Yamaha / SZR / (660)	6	11:06.297	64.16	<b>1:30.232</b>	2.335	1:45.604	67.46	5	1:47.281	86.7	
13	▲4	63	12a	13	<b>Richard Jones</b>	KTM / Supermono / (690)	5	9:45.610	60.83	<b>1 Lap</b>	1 Lap	1:51.060	64.15	5	1:53.831	86.6	
14	▼5	157	12a	14	<b>Barry Jones</b>	Spondon / Rotax / (650)	5	10:54.373	54.44	<b>1 Lap</b>	1:08.763	2:07.156	56.03	4	2:07.903	72.7	

No.66 Dennis Mapp : Transponder not fitted or not working - Please fit to be included in future results / grids

#### Not Classified

		4	12a		<b>Steve Mason</b>	KTM / Supermono / (690)	1	1:46.778	66.72	<b>Retired</b>		1:46.778	66.72	1		97.7	
		151	12a		<b>James Inman</b>	Harris Honda / XR (600)	0			<b>Retired</b>							

12a - Best Lap : No.42 Alex Sinclair - 1:31.661 / 92.5% of Race Winner's Speed : 68.64 mph

#### 7c

1	▲3	31	7c	1	<b>Frank Lemstra</b>	Honda CB500 / 4 (498)	6	10:33.592	67.47		1:42.302	69.64	6	1:43.319	85.1		
2	▼1	122	7c	2	<b>Magnus Mossberg</b>	ISK / Kawasaki / (1075)	6	10:53.666	65.39	<b>20.074</b>	20.074	1:43.964	68.53	5	1:46.411	106.5	

#### Not Classified

		8	7c		<b>Kevin Van</b>	Moto-Guzzi / V7 / (1120)	1	1:51.247	64.04	<b>Retired</b>		1:51.247	64.04	1		100.0	
--	--	---	----	--	------------------	--------------------------	---	----------	-------	----------------	--	----------	-------	---	--	-------	--

7c - Best Lap : No.31 Frank Lemstra - 1:42.302 / 92.5% of Race Winner's Speed : 62.41 mph

#### 8c

1	▲2	99	8c	1	<b>Leon Lerego</b>	Yamaha / TZ / (750)	6	10:04.539	70.71		1:38.615	72.24	6	1:40.172	109.7		
2	▲6	174	8c	2	<b>Jamie O'Brien</b>	Les-Cross / TZ / (750)	6	10:13.401	69.69	<b>8.862</b>	8.862	1:38.264	72.50	5	1:38.866	108.4	
3	▲1	30	8c	3	<b>Steven Panter</b>	Yamaha / FZ / (00)	6	10:17.682	69.20	<b>13.143</b>	4.281	1:40.173	71.12	4	1:40.537	88.6	
4	▲1	38	8c	4	<b>Rory Hill</b>	Yamaha / FZ / (599)	6	10:08.691	69.09	<b>14.152</b>	1.009	1:38.088	72.63	5	1:38.126	89.8	+10.000
5	▲9	41	8c	5	<b>Mark George</b>	Ducati / TT1 / (748)	6	10:41.258	66.66	<b>36.719</b>	22.567	1:41.089	70.48	5	1:42.363	98.0	
6	▲10	55	8c	6	<b>Chris Saltinstall</b>	Moto-Guzzi / Le-Mans / (1064)	6	10:46.415	66.13	<b>41.876</b>	5.157	1:41.994	69.85	6	1:42.126	98.8	
7	▲2	12	8c	7	<b>Mick Pennell</b>	Yamaha / RD350YPVS / (350)	6	10:48.598	65.91	<b>44.059</b>	2.183	1:44.461	68.20	6	1:44.860	86.3	
8	▲5	77	8c	8	<b>Mark Foster</b>	Yamaha / FZ / (599)	6	11:17.480	63.10	<b>1:12.941</b>	28.882	1:47.258	66.42	6	1:48.463	85.9	

#### Not Classified

		24	8c		<b>Scott Carson</b>	Yamaha / TZR / (250)	2	3:19.142	71.55	<b>Retired</b>		1:37.661	72.95	2	1:41.481	93.2	
		198	8c		<b>William Paget</b>	Yamaha / FZ / (600)	0			<b>Retired</b>							

8c - Best Lap : No.24 Scott Carson - 1:37.661 / 92.5% of Race Winner's Speed : 65.41 mph

\*\*\* No 38 - 10 Second Jump Start penalty \*\*\*

Leaders : No.42 Alex Sinclair (1-1) / No.24 Scott Carson (2-2) / No.42 Alex Sinclair (3-4) / No.59 Dan Ledger (5-5) / No.42 Alex Sinclair (6-6)

Start Time : 31/07 - 09:55:37 / Flag Time : 10:05:13 / End Time : 10:06:55

Best lap : No.42 Alex Sinclair 1:31.661 77.73 mph

Weather : Overcast Air : 17°C Track : Drying

Event Record : No.42 Alex Sinclair 1:18.814 90.40 mph

Timekeeper *Dave Jones*

Clerk of Course *J Green*

Posting Time : **10:08**

CRMC Donington 2022 (GBR) 30-31/07/2022

Page 2 / 2

Motor Sports Timing UK

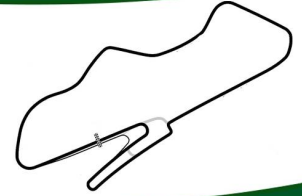
Apex Timing GoRacing





# Donington Park

## 30th & 31st July 2022



**1300, PC750, S.Mono**  
**(7c, 8c, 12a)**

**Race 19 (Saturday)**  
**Lap Chart**

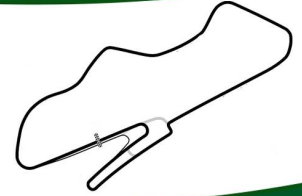
For information purposes. No official / regulatory value

	1	2	3	4	5	6	7	8	9	10	11	12	13	14	15	16	17	18	19	20	21	22	23	24	25	26	27	28	29	30	31	32	33	34	35	36	37	38	39	40	41									
Grid	<del>42</del>	<del>24</del>	<del>59</del>	<del>99</del>	<del>38</del>	<del>30</del>	<del>174</del>	<del>1</del>	<del>31</del>	<del>155</del>	<del>69</del>	<del>96</del>	<del>41</del>	<del>12</del>	<del>55</del>	<del>268</del>	<del>137</del>	<del>158</del>	<del>77</del>	<del>63</del>	<del>157</del>																													
Start																																																		
Lap 1 Interval	42	24	59	99	1	<del>38</del>	<del>30</del>	<del>174</del>	<del>1</del>	<del>31</del>	<del>155</del>	<del>69</del>	<del>96</del>	<del>41</del>	<del>12</del>	<del>55</del>	<del>268</del>	<del>137</del>	<del>158</del>	<del>77</del>	<del>63</del>	<del>157</del>																												
Lap 2	<del>42</del>	42	59	99	38	30	174	1	31	155	122	69	12	96	36	41	55	268	137	158	118	77	66	63	157																									
Lap 3	42	59	99	38	30	174	1	31	155	96	69	12	41	122	55	36	268	137	158	118	66	77	63	157																										
Lap 4	42	59	99	38	30	174	31	1	155	69	96	41	12	55	122	36	118	268	137	158	66	77	63	157																										
Lap 5	59	42	99	38	174	30	1	155	31	69	96	41	12	55	122	36	118	268	137	158	66	77	<del>63</del>	<del>157</del>																										
Lap 6	42	59	99	38	174	30	155	1	69	96	31	41	55	12	36	122	268	118	137	66	158	77																												



# Donington Park

## 30th & 31st July 2022



### 1300,PC750,S.Mono (7c,8c,12a)

### Race 19 (Saturday) Analysis

For information purposes. No official / regulatory value

Laps	Lap Time
<b>No.1 Andrew Widdowson</b>	
1	1:45.937
2	1:49.914
3	1:47.005
4	1:46.342
5	1:41.160
6	1:41.371
<b>No.4 Steve Mason</b>	
1	1:46.778
<b>No.8 Kevin Van</b>	
1	1:51.247
<b>No.12 Mick Pennell</b>	
1	1:54.554
2	1:52.650
3	1:46.731
4	1:45.342
5	1:44.860
6	1:44.461
<b>No.24 Scott Carson</b>	
1	1:41.481
2	1:37.661
<b>No.30 Steven Panter</b>	
1	1:47.327
2	1:45.143
3	1:42.452
4	1:40.173
5	1:40.537
6	1:42.050
<b>No.31 Frank Lemstra</b>	
1	1:54.869
2	1:45.855
3	1:43.535
4	1:43.712
5	1:43.319
6	1:42.302
<b>No.36 Joseph Webb</b>	
1	1:56.892
2	1:51.748
3	1:49.207
4	1:45.929
5	1:43.964
6	1:44.601
<b>No.38 Rory Hill</b>	
1	1:47.239
2	1:44.632
3	1:41.472
4	1:39.134
5	1:38.088

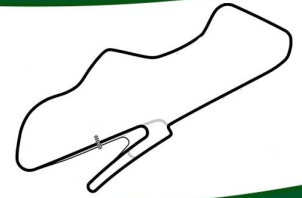
Laps	Lap Time
6	1:38.126
<b>No.41 Mark George</b>	
1	1:54.671
2	1:54.379
3	1:46.338
4	1:42.418
5	1:41.089
6	1:42.363
<b>No.42 Alex Sinclair</b>	
1	1:40.754
2	1:38.684
3	1:35.705
4	1:36.001
5	1:33.260
6	1:31.661
<b>No.55 Chris Saltinstall</b>	
1	2:00.424
2	1:48.906
3	1:48.111
4	1:44.854
5	1:42.126
6	1:41.994
<b>No.59 Dan Ledger</b>	
1	1:42.018
2	1:38.008
3	1:35.701
4	1:35.659
5	1:32.917
6	1:34.645
<b>No.63 Richard Jones</b>	
1	2:09.095
2	1:57.016
3	1:54.608
4	1:53.831
5	1:51.060
<b>No.66 Dennis Mapp</b>	
1	
2	1:54.598
3	1:47.865
4	1:47.740
5	1:45.011
6	1:42.932
<b>No.69 Patrick Welch</b>	
1	1:53.223
2	1:53.941
3	1:43.497
4	1:40.698
5	1:40.094
6	1:41.181

Laps	Lap Time
<b>No.77 Mark Foster</b>	
1	2:05.243
2	1:54.798
3	1:52.847
4	1:48.871
5	1:48.463
6	1:47.258
<b>No.96 Matthew Welch</b>	
1	1:56.044
2	1:51.475
3	1:42.628
4	1:42.561
5	1:40.888
6	1:39.837
<b>No.99 Leon Lerego</b>	
1	1:44.156
2	1:40.172
3	1:40.874
4	1:40.220
5	1:40.502
6	1:38.615
<b>No.118 Brian Stroud</b>	
1	2:05.445
2	1:52.183
3	1:45.941
4	1:44.124
5	1:42.691
6	1:44.149
<b>No.122 Magnus Mossberg</b>	
1	1:51.656
2	1:55.180
3	1:49.963
4	1:46.411
5	1:43.964
6	1:46.492
<b>No.137 Kelsey Carter</b>	
1	2:01.904
2	1:49.630
3	1:50.099
4	1:47.779
5	1:44.120
6	1:43.181
<b>No.155 William Fletcher</b>	
1	1:53.329
2	1:48.398
3	1:46.450
4	1:42.450
5	1:40.466
6	1:39.749



# Donington Park

## 30th & 31st July 2022



**1300,PC750,S.Mono  
(7c,8c,12a)**

**Race 19 (Saturday)  
Analysis**

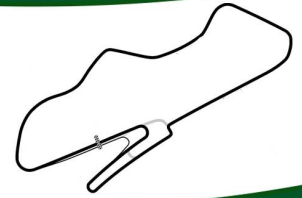
For information purposes. No official / regulatory value

Laps	Lap Time
<b>No.157 Barry Jones</b>	
1	2:14.309
2	2:10.502
3	2:07.903
4	<b>2:07.156</b>
5	2:14.503
<b>No.158 Neil Bagley</b>	
1	2:03.860
2	1:50.612
3	1:49.066
4	1:47.281
5	<b>1:45.604</b>
6	1:49.874
<b>No.174 Jamie O'Brien</b>	
1	1:49.033
2	1:44.498
3	1:42.266
4	1:40.474
5	<b>1:38.264</b>
6	1:38.866
<b>No.268 Mark Fairweather</b>	
1	2:01.036
2	1:49.627
3	1:50.328
4	1:47.623
5	1:43.479
6	<b>1:42.266</b>



# Donington Park

## 30th & 31st July 2022



### 1300, PC750, S.Mono (7c, 8c, 12a)

### Race 19 (Saturday) Starting Grid

### Document 4

Subject to scrutineering & sporting investigations

14		19	Gordon Clark Triumph / Trident / (1000)	-	55	Chris Saltinstall Moto-Guzzi / Le-Mans / (1064)	1:39.237
13		137	Kelsey Carter KTM / RC / (390)	1:36.961	63	Richard Jones KTM / Supermono / (690)	1:35.879
					21	Kent Jörnevall** Ducati / (750)	1:35.065
12	31		Frank Lemstra Honda CB500 / 4 (498)	1:34.564	297	Peter Nicholls Yamaha / FZ / (599)	1:34.100
					158	Neil Bagley Yamaha / SZR / (660)	1:32.552
11		66	Dennis Mapp KTM / 390-RC / (390)	1:32.210	118	Brian Stroud KTM / Duke / (690)	1:31.754
					155	William Fletcher DD-Racing / KTM / (690)	1:31.385
10	152		Archie Inman Honda / CRF / (450)	1:30.784	96	Matthew Welch WRD / Supermono / (690)	1:30.729
					41	Mark George Ducati / TT1 / (748)	1:30.165
9		77	Mark Foster Yamaha / FZ / (599)	1:30.108	268	Mark Fairweather MZ / Skorpion / (660)	1:30.036
					157	Barry Jones Spondon / Rotax / (650)	1:29.848
8	27		Matthew Morgan Ducati / TT2 / (00)	1:29.737	151	James Inman Harris Honda / XR (600)	1:28.879
					198	William Paget Yamaha / FZ / (600)	1:28.876
7		22	Juergen Riedel** Honda / (985)	1:28.855	12	Mick Pennell Yamaha / RD350YPVS / (350)	1:28.402
					174	Jamie O'Brien Les-Cross / TZ / (750)	1:27.842
6	36		Joseph Webb KTM / Duke / (690)	1:27.437	171	Garry Hirons Norton / Interpol-2 / (588)	1:26.839
					8	Kevin Van Moto-Guzzi / V7 / (1120)	1:26.820
5		16	Dean Widdowson KTM / 390-RC / (390)	1:26.386	199	John Paget Ducati / TT1 / (750)	1:26.309
4	69		Patrick Welch W.R.D. / Supermono / (690)	1:25.725	38	Rory Hill Yamaha / FZ / (599)	1:25.623
					4	Steve Mason KTM / Supermono / (690)	1:25.303
3		30	Steven Panter Yamaha / FZ / (00)	1:25.074	99	Leon Lerego Yamaha / TZ / (750)	1:23.724
					393	Hasse Gustafson** Ducati / (750)	1:23.300
2	122		Magnus Mossberg ISK / Kawasaki / (1075)	1:22.695	86	Michael Burke Ducati / TTF1 / (750)	1:22.663
					59	Dan Ledger Shed-Built / Special / (650)	1:21.485
1		24	Scott Carson Yamaha / TZR / (250)	1:19.973	1	Andrew Widdowson Kramer / EVO2-R / (690)	1:19.962
					42	Alex Sinclair Kramer / Morph-Motorsport / (690)	1:19.026

POLE POSITION

Start : 30/07 - 17:44 6 Laps = 11.874 miles

Timekeeper *Don Jones*

Clerk of Course *J Green*

Posting Time : **13:39**

CRMC Donington 2022 (GBR) 30-31/07/2022

Page 1 / 1

Motor Sports Timing UK

Apex Timing GoRacing

