




Cadwell Park

2nd & 3rd July 2022



1300, PC750, S. Mono (7c, 8c, 12a)

Race 22 (Sunday)

Document 6

Results 7 Laps = 15.372 miles

Subject to scrutineering & sporting investigations

Rnk	No.	Class	Rnk	Rider	Entry	Laps	Time	mph	Gap	Interv.	Best lap	mph	In Lap	2nd Best	Spd	
12a																
1	▲ ¹	42	12a	1	Alex Sinclair	Kramer / Morph-Motorsport / (690)	7	12:10.007	75.81			1:42.019	77.49	3	1:42.385	112.6
2	▼ ¹	1	12a	2	Andrew Widdowson	Kramer / EVO2-R / (690)	7	12:20.620	74.72	10.613	10.613	1:44.072	75.96	2	1:44.607	108.8
3	=	59	12a	3	Dan Ledger	KTM / (650)	7	12:39.440	72.87	29.433	18.820	1:45.910	74.64	6	1:46.960	108.9
4	▲ ¹	69	12a	4	Patrick Welch	W.R.D. / Supermono / (690)	7	13:12.230	69.85	1:02.223	32.790	1:50.043	71.84	6	1:50.857	106.5
5	▼ ¹	155	12a	5	William Fletcher	Harris Honda / XR (650)	7	13:14.625	69.64	1:04.618	2.395	1:50.394	71.61	6	1:50.795	110.9
6	▲ ¹²	4	12a	6	Steve Mason	KTM / Supermono / (690)	7	13:23.474	68.87	1:13.467	8.849	1:50.664	71.44	5	1:51.659	110.6
7	▼ ¹	151	12a	7	James Inman	Harris Honda / XR (600)	7	13:37.755	67.67	1:27.748	14.281	1:54.366	69.13	4	1:55.269	94.7
8	▼ ¹	152	12a	8	Archie Inman	Honda / CRF / (450)	7	14:00.785	65.82	1:50.778	23.030	1:56.404	67.92	3	1:56.548	105.8
9	▲ ²	157	12a	9	Barry Jones	Spondon / Rotax / (560)	6	12:08.302	65.13	1 Lap	1 Lap	1:57.597	67.23	4	1:57.901	101.5
10	▼ ¹	268	12a	10	Mark Fairweather	MZ / Skorpion / (660)	6	12:10.369	64.94	1 Lap	2.067	1:57.402	67.34	4	1:59.446	97.5
11	▼ ³	36	12a	11	Joseph Webb	KTM / Duke / (690)	6	12:13.587	64.66	1 Lap	3.218	1:59.744	66.02	6	2:00.133	102.8
12	▲ ³	137	12a	12	Kelsey Carter	KTM / RC / (390)	6	12:14.441	64.58	1 Lap	0.854	1:57.724	67.15	6	1:58.740	92.6
13	▼ ³	96	12a	13	Matthew Welch	WRD / Supermono / (690)	6	12:22.175	63.91	1 Lap	7.734	1:59.840	65.97	3	2:01.275	105.2
14	▼ ²	66	12a	14	Dennis Mapp	Yamaha / Supermono / (640)	6	12:36.811	62.68	1 Lap	14.636	2:02.091	64.75	6	2:03.294	88.1
15	▼ ²	63	12a	15	Richard Jones	KTM / Supermono / (690)	6	12:56.387	61.10	1 Lap	19.576	2:05.420	63.03	6	2:05.712	96.0

12a - Best Lap : No.42 Alex Sinclair - 1:42.019 / 92.5% of Race Winner's Speed : 70.12 mph

7c																
1	=	72	7c	1	Graham Williams	Seeley / Weslake / (900)	7	12:43.267	72.50			1:47.101	73.81	4	1:47.243	112.6
2	▲ ²	8	7c	2	Kevin Van-de-Worp	Moto-Guzzi / V7 / (1120)	7	13:32.724	68.09	49.457	49.457	1:52.127	70.51	6	1:52.380	111.7
3	=	19	7c	3	Gordon Clark	BSA / (930)	7	13:53.547	66.39	1:10.280	20.823	1:53.809	69.46	5	1:55.955	105.0
4	▼ ²	31	7c	4	Frank Lemstra	Honda CB500 / 4 (498)	6	12:40.520	62.37	1 Lap	1 Lap	2:03.871	63.82	5	2:03.929	91.9

7c - Best Lap : No.72 Graham Williams - 1:47.101 / 92.5% of Race Winner's Speed : 67.07 mph

8c																
1	▲ ²	24	8c	1	Scott Carson	Yamaha / TZR / (250)	7	12:16.567	75.13			1:42.880	76.84	3	1:43.053	105.4
2	▼ ¹	174	8c	2	Jamie O'Brien	Les-Cross / TZ / (750)	7	12:38.244	72.98	21.677	21.677	1:45.810	74.72	6	1:46.852	123.4
3	▲ ²	38	8c	3	Rory Hill	Yamaha / FZ-White / (599)	7	13:09.275	70.11	52.708	31.031	1:50.700	71.41	7	1:51.329	96.7
4	▼ ²	198	8c	4	William Paget	Yamaha / FZ / (600)	7	13:14.392	69.66	57.825	5.117	1:51.438	70.94	7	1:52.128	101.1
5	▲ ³	41	8c	5	Mark George	Ducati / TT1 / (748)	7	13:27.797	68.51	1:11.230	13.405	1:52.973	69.98	5	1:53.120	106.5
6	▲ ³	12	8c	6	Mick Pennell	Yamaha / YPVS / (350)	7	13:32.823	68.08	1:16.256	5.026	1:53.135	69.88	7	1:53.969	102.1
7	▲ ⁷	23	8c	7	James Cheetham	Yamaha / FZ / (600)	7	13:33.557	68.02	1:16.990	0.734	1:53.038	69.94	5	1:53.091	104.0
8	▼ ²	30	8c	8	Steven Panter	Yamaha / FZ / (600)	7	13:38.696	67.59	1:22.129	5.139	1:54.605	68.98	6	1:55.319	96.7
9	▲ ⁷	199	8c	9	John Paget	Ducati / TT1 / (750)	7	13:57.469	66.08	1:40.902	18.773	1:54.534	69.02	6	1:54.705	107.4
10	▼ ³	37	8c	10	Andrew Kirk	BMW R75 / 5 (745)	6	12:04.724	65.45	1 Lap	1 Lap	1:57.070	67.53	3	1:58.061	96.0
11	▼ ¹	55	8c	11	Chris Saltinstall	Moto-Guzzi / Le-Mans / (1064)	6	12:10.496	64.93	1 Lap	5.772	1:59.892	65.94	5	2:00.010	106.5
12	▼ ¹	132	8c	12	Geoff Knight	Yamaha / FZ / (600)	6	12:20.378	64.07	1 Lap	9.882	2:00.709	65.49	4	2:00.823	97.7
13	▼ ¹	27	8c	13	Matthew Morgan	Ducati / TT2 / (600)	6	12:20.940	64.02	1 Lap	0.562	1:58.198	66.88	4	1:59.230	98.1
14	▼ ¹	297	8c	14	Peter Nicholls	Yamaha / FZ / (599)	6	12:23.447	63.80	1 Lap	2.507	2:00.343	65.69	4	2:00.925	99.4
15	=	80	8c	15	Trevor Moore	Suzuki / GS / (674)	6	12:40.574	62.37	1 Lap	17.127	2:02.054	64.77	5	2:02.500	101.5

Leaders : No.42 Alex Sinclair (1-7)

Start Time : 03/07 - 10:00:23 / Flag Time : 10:12:33 / End Time : 10:14:24

Best lap : No.42 Alex Sinclair 1:42.019 77.49 mph

Weather : Sunny Air : 19°C Track : Dry

Previous Event Record : No.1 Andrew Widdowson 1:44.617 75.57 mph

Timekeeper *Dave Jones*

Clerk of Course *G.P.C.*

Posting Time : **10:15**

CRMC Cadwell 2022 (GBR) 02-03/07/2022

Page 2 / 3

Motor Sports Timing UK


Apex Timing GoRacing





Cadwell Park

2nd & 3rd July 2022



**1300, PC750, S.Mono
(7c, 8c, 12a)**

Race 22 (Sunday)

Document 6

Results 7 Laps = 15.372 miles

Subject to scrutineering & sporting investigations

Rnk	No.	Class	Rnk	Rider	Entry	Laps	Time	mph	Gap	Interv.	Best lap	mph	In Lap	2nd Best	Spd
Not Classified															
	73	8c		Nick Allison	Kawasaki / Z1r / (1170)	1	1:55.387	68.51	Retired		1:52.221	70.45	1		114.3

8c - Best Lap : No.24 Scott Carson - 1:42.880 / 92.5% of Race Winner's Speed : 69.50 mph

Leaders : No.42 Alex Sinclair (1-7)

Start Time : 03/07 - 10:00:23 / Flag Time : 10:12:33 / End Time : 10:14:24

Best lap : No.42 Alex Sinclair 1:42.019 77.49 mph

Weather : Sunny Air : 19°C Track : Dry

Previous Event Record : No.1 Andrew Widdowson 1:44.617 75.57 mph

Timekeeper *Dave Jones*

Clerk of Course *G.P.C.*

Posting Time : **10:15**

CRMC Cadwell 2022 (GBR) 02-03/07/2022

Page 3 / 3

Motor Sports Timing UK


Apex Timing GoRacing





Cadwell Park

2nd & 3rd July 2022



**1300, PC750, S.Mono
(7c, 8c, 12a)**

**Race 22 (Sunday)
Lap Chart**


For information purposes. No official / regulatory value

	1	2	3	4	5	6	7	8	9	10	11	12	13	14	15	16	17	18	19	20	21	22	23	24	25	26	27	28	29	30	31	32	33	34	35	36	37	38	39	40	41												
Grid	1	42	59	174	72	155	198	69	24	151	73	152		38	30	37	41	36	12	268	96	31	19	157	55	132	27	66	297	23	63	80	76	199		8	137	33	118	4	99												
Start	1	42	59	174	72	198	155	24	69	73	152	151	38	30	37	41	36	12	268	132	157	31	55	96	19	23	297	8	66	199	27	63	80	4	137																		
Lap 1 Interval	42	1	24	174	72	73	59	155	38	198	152	69	41	30	12	151	55	36	4	37	268	23	8	19	199	157	132	96	137	297	31	63	66	27	80																		
		1.5	0.2	3.7	0.9	0.2	0.2	2.6	1.4	0.4	2.3	0.1	1.0	0.5	0.3	1.0	3.7	0.0	0.6	0.0	0.3	0.0	0.3	0.1	0.9	0.0	1.3	0.4	0.3	0.5	1.5	0.1	0.9	0.8	1.0																		
Lap 2	42	1	24	174	72	59	155	38	198	69	152	41	12	30	151	4	23	8	55	37	268	36	19	157	199	137	96	132	297	31	27	66	63	80																			
		2.7	0.2	8.9	0.5	0.2	7.4	0.0	1.4	3.5	2.3	0.1	0.6	0.7	0.3	1.5	3.7	3.0	0.1	0.8	1.9	0.0	0.1	0.5	0.0	3.0	0.5	0.0	0.7	4.6	0.2	0.5	1.0	0.7																			
Lap 3	42	24	1	174	59	72	38	198	155	69	41	12	152	4	151	30	23	8	37	55	19	36	157	199	268	96	137	132	297	27	31	66	80	63																			
		3.8	1.9	12.0	0.3	1.5	10.5	2.2	2.9	0.0	4.9	1.3	0.2	0.6	0.3	1.1	2.3	1.5	5.6	2.4	0.2	2.8	0.0	0.0	0.8	2.7	0.9	0.0	0.8	3.2	5.1	0.4	1.0	10.2																			
Lap 4	42	24	1	174	59	72	38	198	69	155	41	4	151	12	30	23	8	152	19	37	55	199	157	268	36	137	132	96	297	27	66	31	80	63																			
		4.5	3.5	14.2	0.4	1.7	14.9	2.8	2.0	0.9	6.8	0.0	2.7	0.3	2.0	0.5	0.7	7.0	4.1	0.2	3.7	0.1	0.4	0.6	2.4	4.2	0.4	0.0	0.4	1.0	11.4	1.2	3.3	9.2																			
Lap 5	42	24	1	174	59	72	38	198	69	155	4	41	12	151	23	8	30	152	19	37	199	55	157	268	36	137	132	96	27	297	66	31	80	63																			
		6.1	4.0	16.5	0.8	2.1	19.0	3.2	0.7	2.2	5.4	2.2	4.5	1.0	0.2	1.1	0.5	10.9	0.0	4.5	3.9	1.6	0.5	0.3	3.0	2.8	2.5	1.5	0.5	0.0	13.2	1.8	1.4	12.8																			
Lap 6	42	24	1	174	59	72	38	69	198	155	4	41	12	23	8	151	30	19	152	199	37	157	268	56	36	137	132	27	96	297	66	31	80	63																			
		7.9	3.8	16.3	0.9	4.0	22.5	2.6	1.6	0.8	6.7	3.6	5.4	0.4	0.2	1.8	1.1	12.6	3.0	3.6	1.9	3.5	2.0	0.1	3.0	0.8	5.9	0.5	1.2	1.2	13.3	3.7	0.0	15.8																			
Lap 7	42	24	1	174	59	72	38	69	198	155	4	41	8	12	23	151	30	19	199	152																																	
		6.5	4.0	17.6	1.1	3.8	26.0	2.9	2.1	0.2	8.8	4.3	4.9	0.0	0.7	4.1	0.9	14.8	3.9	3.3																																	



Cadwell Park

2nd & 3rd July 2022



1300, PC750, S. Mono (7c, 8c, 12a)

Race 22 (Sunday) Analysis

For information purposes. No official / regulatory value

Laps	Lap Time
No.1 Andrew Widdowson	
1	1:48.744
2	1:44.072
3	1:45.056
4	1:44.696
5	1:44.607
6	1:46.002
7	1:45.944
No.4 Steve Mason	
1	2:02.816
2	1:52.416
3	1:53.661
4	1:51.992
5	1:50.664
6	1:51.659
7	1:52.903
No.8 Kevin Van-de-Worp	
1	2:04.614
2	1:58.380
3	1:52.423
4	1:53.008
5	1:53.432
6	1:52.127
7	1:52.380
No.12 Mick Pennell	
1	2:00.076
2	1:55.226
3	1:55.400
4	1:55.984
5	1:54.392
6	1:53.969
7	1:53.135
No.19 Gordon Clark	
1	2:05.481
2	2:01.372
3	1:57.504
4	1:55.955
5	1:53.809
6	1:56.187
7	1:57.558
No.23 James Cheetham	
1	2:04.935
2	1:55.655
3	1:53.883
4	1:53.814
5	1:53.038
6	1:53.091
7	1:53.429


Laps	Lap Time
No.24 Scott Carson	
1	1:47.522
2	1:44.079
3	1:42.880
4	1:43.053
5	1:44.090
6	1:46.211
7	1:45.754
No.27 Matthew Morgan	
1	2:11.742
2	2:04.228
3	1:59.230
4	1:58.198
5	2:01.484
6	1:59.488
No.30 Steven Panter	
1	2:00.246
2	1:56.327
3	1:57.063
4	1:55.603
5	1:55.371
6	1:54.605
7	1:55.319
No.31 Frank Lemstra	
1	2:11.051
2	2:05.951
3	2:04.612
4	2:05.832
5	2:03.871
6	2:03.929
No.36 Joseph Webb	
1	2:04.944
2	2:02.846
3	2:00.546
4	2:00.787
5	2:00.133
6	1:59.744
No.37 Andrew Kirk	
1	2:05.851
2	2:00.137
3	1:57.070
4	1:58.855
5	1:58.061
6	2:00.404
No.38 Rory Hill	
1	1:56.094
2	1:51.994
3	1:52.142
4	1:51.482

Laps	Lap Time
5	1:51.822
6	1:51.329
7	1:50.700
No.41 Mark George	
1	1:59.368
2	1:55.431
3	1:54.731
4	1:54.145
5	1:52.973
6	1:53.120
7	1:53.527
No.42 Alex Sinclair	
1	1:47.061
2	1:42.848
3	1:42.019
4	1:42.385
5	1:42.443
6	1:44.476
7	1:47.121
No.55 Chris Saltinstall	
1	2:04.220
2	2:00.010
3	2:00.326
4	2:00.125
5	1:59.892
6	2:00.641
No.59 Dan Ledger	
1	1:53.553
2	1:48.710
3	1:47.471
4	1:46.960
5	1:47.299
6	1:45.910
7	1:47.459
No.63 Richard Jones	
1	2:09.744
2	2:07.660
3	2:14.391
4	2:06.680
5	2:05.712
6	2:05.420
No.66 Dennis Mapp	
1	2:11.044
2	2:05.574
3	2:04.203
4	2:04.138
5	2:03.294
6	2:02.091



Cadwell Park

2nd & 3rd July 2022



1300, PC750, S. Mono (7c, 8c, 12a)

Race 22 (Sunday) Analysis

For information purposes. No official / regulatory value

Laps	Lap Time
No.69 Patrick Welch	
1	1:59.619
2	1:54.049
3	1:52.303
4	1:51.245
5	1:50.857
6	1:50.043
7	1:50.959
No.72 Graham Williams	
1	1:52.816
2	1:48.908
3	1:49.334
4	1:47.101
5	1:47.742
6	1:47.799
7	1:47.243
No.73 Nick Allison	
1	1:52.221
No.80 Trevor Moore	
1	2:12.491
2	2:05.574
3	2:03.378
4	2:07.706
5	2:02.054
6	2:02.500
No.96 Matthew Welch	
1	2:08.518
2	2:02.891
3	1:59.840
4	2:01.824
5	2:02.436
6	2:01.275
No.132 Geoff Knight	
1	2:08.320
2	2:03.379
3	2:00.823
4	2:00.709
5	2:00.922
6	2:01.066
No.137 Kelsey Carter	
1	2:06.852
2	2:01.996
3	2:01.403
4	2:00.339
5	1:58.740
6	1:57.724
No.151 James Inman	
1	2:02.260

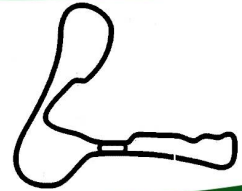
Laps	Lap Time
2	1:55.269
3	1:55.582
4	1:54.366
5	1:55.774
6	1:55.389
7	1:55.573
No.152 Archie Inman	
1	1:59.142
2	1:56.548
3	1:56.404
4	2:06.246
5	1:57.892
6	1:59.372
7	2:01.707
No.155 William Fletcher	
1	1:55.577
2	1:53.455
3	1:57.290
4	1:52.225
5	1:52.137
6	1:50.394
7	1:50.795
No.157 Barry Jones	
1	2:07.005
2	2:00.912
3	1:59.945
4	1:57.597
5	1:59.782
6	1:57.901
No.174 Jamie O'Brien	
1	1:51.929
2	1:49.314
3	1:47.916
4	1:46.852
5	1:46.948
6	1:45.810
7	1:47.197
No.198 William Paget	
1	1:57.594
2	1:53.020
3	1:52.874
4	1:52.128
5	1:52.246
6	1:52.430
7	1:51.438
No.199 John Paget	
1	2:05.625
2	2:01.011
3	1:59.921

Laps	Lap Time
4	1:57.092
5	1:58.068
6	1:54.534
7	1:54.705
No.268 Mark Fairweather	
1	2:05.829
2	2:01.751
3	2:01.602
4	1:57.402
5	1:59.446
6	1:59.617
No.297 Peter Nicholls	
1	2:08.591
2	2:02.835
3	2:00.925
4	2:00.343
5	2:02.634
6	2:01.939



Cadwell Park

2nd & 3rd July 2022



1300, PC750, S.Mono (7c, 8c, 12a)

Race 22 (Sunday) Starting Grid

Document 5

Subject to scrutineering & sporting investigations

14	4	Steve Mason KTM / Supermono / (690)	99	Leon Lerego Yamaha / TZ / (750)		
13	137	Kelsey Carter KTM / RC / (390)	43	Mark Turner Husqvarna / / (670)		
12	199	John Paget Ducati / TT1 / (750)		8	Kevin Van-de-Worp Moto-Guzzi / V7 / (1120)	
11	63	Richard Jones KTM / Supermono / (690)	80	Trevor Moore Suzuki / GS / (674)	16	Dean Widdowson Honda-Inman / 450RR / (450)
10	66	Dennis Mapp Yamaha / Supermono / (640)	297	Peter Nicholls Yamaha / FZ / (599)	23	James Cheetham Yamaha / FZ / (600)
9	55	Chris Saltinstall Moto-Guzzi / Le-Mans / (1064)	132	Geoff Knight Yamaha / FZ / (600)	27	Matthew Morgan Ducati / TT2 / (600)
8	31	Frank Lemstra Honda CB500 / 4 (498)	19	Gordon Clark BSA / / (930)	157	Barry Jones Spondon / Rotax / (560)
7	12	Mick Pennell Yamaha / YPVS / (350)	268	Mark Fairweather MZ / Skorpion / (660)	96	Matthew Welch WRD / Supermono / (690)
6	37	Andrew Kirk BMW R75 / 5 (745)	41	Mark George Ducati / TT1 / (748)	36	Joseph Webb KTM / Duke / (690)
5			38	Rory Hill Yamaha / FZ-White / (599)	30	Steven Panter Yamaha / FZ / (600)
4	151	James Inman Harris Honda / XR (600)	73	Nick Allison Kawasaki / Z1r / (1170)	152	Archie Inman Honda / CRF / (450)
3	198	William Paget Yamaha / FZ / (600)	69	Patrick Welch W.R.D. / Supermono / (690)	24	Scott Carson Yamaha / TZR / (250)
2	174	Jamie O'Brien Les-Cross / TZ / (750)	72	Graham Williams Seeley / Weslake / (900)	155	William Fletcher Harris Honda / XR (650)
1	1	Andrew Widdowson Kramer / EVO2-R / (690)	42	Alex Sinclair Kramer / Morph-Motorsport / (690)	59	Dan Ledger KTM / (650)

POLE POSITION

Start : 03/07 - 09:49 7 Laps = 15.372 miles

Timekeeper *Dave Jones*

Clerk of Course *G.P.C.*

Posting Time : **16:49**

CRMC Cadwell 2022 (GBR) 02-03/07/2022

Motor Sports Timing UK

Apex Timing GoRacing

