




# Brands Hatch

## 7th & 8th May 2022



### 1300, PC750, S.Mono (7c, 8c, 12a)

### Race 11 (Saturday)

### Results 8 Laps = 9.664 miles

### Document 6

Rnk	No.	Class	Rnk	Rider	Entry	Laps	Time	mph	Gap	Interv.	Best lap	mph	In Lap	2nd Best	Spd	
<b>12a</b>																
1	▲ <sup>1</sup>	42	12a	1	<b>Alex Sinclair</b>	Kramer / Morph-Motorsport / (690)	8	7:24.340	78.30			53.977	80.57	5	54.299	125.7
2	▼ <sup>1</sup>	59	12a	2	<b>Dan Ledger</b>	KTM / / (650)	8	7:25.015	78.18	<b>0.675</b>	0.675	54.421	79.91	4	54.458	120.5
3	=	1	12a	3	<b>Andrew Widdowson</b>	Honda / CRF / (450)	8	7:43.714	75.03	<b>19.374</b>	18.699	56.619	76.81	2	56.663	117.5
4	=	74	12a	4	<b>David Matravers</b>	Tigcraft / KTM / (690)	8	7:54.937	73.25	<b>30.597</b>	11.223	57.565	75.55	6	57.860	119.0
5	▲ <sup>1</sup>	16	12a	5	<b>Dean Widdowson</b>	KTM / RC / (390)	8	7:55.641	73.14	<b>31.301</b>	0.704	57.533	75.59	5	58.235	112.6
6	▼ <sup>1</sup>	69	12a	6	<b>Patrick Welch</b>	W.R.D. / Supermono / (690)	8	7:58.394	72.72	<b>34.054</b>	2.753	58.266	74.64	4	58.703	115.3
7	▲ <sup>1</sup>	152	12a	7	<b>Archie inman</b>	Honda / CRF / (450)	8	8:15.893	70.16	<b>51.553</b>	17.499	59.531	73.05	5	59.974	113.9
8	▼ <sup>1</sup>	36	12a	8	<b>Joseph Webb</b>	KTM / Duke / (690)	8	8:17.439	69.94	<b>53.099</b>	1.546	1:00.514	71.86	5	1:00.804	110.7
9	▲ <sup>1</sup>	151	12a	9	<b>James Inman</b>	Harris Honda / XR (600)	7	7:25.958	68.26	<b>1 Lap</b>	1 Lap	1:01.265	70.98	6	1:01.736	104.5
10	▲ <sup>1</sup>	158	12a	10	<b>Neil Baglay</b>	Yamaha / SZR / (600)	7	7:27.733	67.99	<b>1 Lap</b>	1.775	1:01.804	70.36	7	1:01.961	105.4
11	▲ <sup>3</sup>	96	12a	11	<b>Matthew Welch</b>	WRD / Supermono / (690)	7	7:31.432	67.43	<b>1 Lap</b>	3.699	1:01.780	70.39	3	1:02.437	109.8
12	▲ <sup>1</sup>	268	12a	12	<b>Mark Fairweather</b>	MZ / Skorpion / (660)	7	7:40.036	66.17	<b>1 Lap</b>	8.604	1:03.596	68.38	3	1:03.960	105.5
13	▼ <sup>1</sup>	66	12a	13	<b>Dennis Mapp</b>	KTM / / (390)	7	7:40.358	66.13	<b>1 Lap</b>	0.322	1:03.124	68.89	3	1:03.240	96.6
14	▲ <sup>1</sup>	150	12a	14	<b>Tim Oliver</b>	KTM / SMR / (450)	7	7:44.262	65.57	<b>1 Lap</b>	3.904	1:03.955	68.00	6	1:04.047	102.8
15	▲ <sup>1</sup>	137	12a	15	<b>Kelsey Carter</b>	KTM / RC / (390)	7	7:45.087	65.45	<b>1 Lap</b>	0.825	1:03.193	68.82	7	1:03.788	101.2
16	▲ <sup>2</sup>	63	12a	16	<b>Richard Jones</b>	KTM / Supermono / (690)	7	8:07.324	62.47	<b>1 Lap</b>	22.237	1:07.570	64.36	7	1:07.896	101.4
17	▲ <sup>2</sup>	14	12a	17	<b>Gary Widdowson</b>	KTM / (690)	6	7:26.419	58.45	<b>2 Laps</b>	1 Lap	1:10.621	61.58	2	1:10.765	98.4
18	▼ <sup>9</sup>	157	12a	18	<b>Barry Jones</b>	Spondon / Rotax / (560)	6	8:17.989	52.40	<b>2 Laps</b>	51.570	1:03.413	68.58	6	1:03.545	103.9

12a - Best Lap : No.42 Alex Sinclair - 53.977 / 92.5% of Race Winner's Speed : 72.42 mph

<b>7c</b>																
1	=	8	7c	1	<b>Kevin Van-de-Worp</b>	Moto-Guzzi / / (1120)	8	8:07.103	71.42			58.900	73.83	7	59.048	118.6
2	▲ <sup>2</sup>	73	7c	2	<b>Gary Porter</b>	Rob-North Rocket / 3 (930)	8	8:07.791	71.32	<b>0.688</b>	0.688	58.678	74.11	5	58.828	113.4
3	▼ <sup>1</sup>	23	7c	3	<b>Frank Lemstra</b>	Honda CB / 4 (498)	7	7:34.825	66.93	<b>1 Lap</b>	1 Lap	1:02.319	69.78	5	1:02.788	102.1
4	▼ <sup>1</sup>	95	7c	4	<b>Andy Smith</b>	Smith-Honda / CR / (750)	7	7:37.777	66.50	<b>1 Lap</b>	2.952	1:02.518	69.56	6	1:03.206	106.2

7c - Best Lap : No.73 Gary Porter - 58.678 / 92.5% of Race Winner's Speed : 66.07 mph

<b>8c</b>																
1	=	24	8c	1	<b>Scott Carson</b>	Yamaha / TZR / (250)	8	7:21.693	78.77			53.802	80.83	3	53.809	112.4
2	▲ <sup>2</sup>	174	8c	2	<b>Jamie O'Brien</b>	Yamaha / TZ / (750)	8	7:42.009	75.30	<b>20.316</b>	20.316	56.308	77.23	8	56.567	129.6
3	▼ <sup>1</sup>	39	8c	3	<b>Tony Hart</b>	Ducati / TTF1 / (750)	8	7:43.930	74.99	<b>22.237</b>	1.921	56.873	76.47	3	57.061	120.3
4	▼ <sup>1</sup>	99	8c	4	<b>Leon Lerego</b>	Yamaha / TZ / (750)	8	7:57.705	72.83	<b>36.012</b>	13.775	58.560	74.26	4	58.634	126.6
5	=	198	8c	5	<b>William Paget</b>	Yamaha / FZ / (600)	8	7:59.101	72.62	<b>37.408</b>	1.396	58.243	74.67	4	58.714	113.2
6	=	38	8c	6	<b>Rory Hill</b>	Yamaha / FZ / (599)	8	8:05.106	71.72	<b>43.413</b>	6.005	59.033	73.67	3	59.309	107.7
7	=	41	8c	7	<b>Mark George</b>	Ducati / TT1 / (748)	8	8:08.428	71.23	<b>46.735</b>	3.322	58.746	74.03	7	58.880	111.8
8	▲ <sup>2</sup>	55	8c	8	<b>Chris Saltinstall</b>	Moto-Guzzi / Le-Mans / (1064)	8	8:16.297	70.10	<b>54.604</b>	7.869	59.499	73.09	6	1:00.274	118.6
9	=	12	8c	9	<b>Mick Pennell</b>	Yamaha / RD / (350)	8	8:16.811	70.03	<b>55.118</b>	0.514	59.871	72.64	6	1:00.047	111.7
10	▼ <sup>2</sup>	30	8c	10	<b>Steve Panter</b>	Yamaha / FZ / (600)	8	8:18.184	69.83	<b>56.491</b>	1.373	59.779	72.75	6	1:00.682	106.5
11	=	297	8c	11	<b>Peter Nicholls</b>	Yamaha / FZ / (599)	7	7:27.130	68.08	<b>1 Lap</b>	1 Lap	1:01.419	70.81	6	1:01.748	107.7
12	▲ <sup>1</sup>	97	8c	12	<b>Shaun Mulligan</b>	BMW / R100 / (980)	7	7:58.746	63.59	<b>1 Lap</b>	31.616	1:06.428	65.47	3	1:06.542	98.7

Not Classified

162	8c			<b>Darren Cooper</b>	Yamaha / FZ / (600)	4	4:22.692	66.22	<b>Retired</b>			1:02.539	69.54	4	1:03.116	110.2
-----	----	--	--	----------------------	---------------------	---	----------	-------	----------------	--	--	----------	-------	---	----------	-------

8c - Best Lap : No.24 Scott Carson - 53.802 / 92.5% of Race Winner's Speed : 72.86 mph

Leaders : No.24 Scott Carson (1-8)

Start Time : 07/05 - 16:07:13 / Flag Time : 16:14:35 / End Time : 16:15:31

Best lap : No.24 Scott Carson 53.802 80.83 mph

Weather : Overcast Air : 14°C Track : Dry

Event Record : No.24 Scott Carson 53.123 81.86 mph

Timekeeper *Dave Jones*

Clerk of Course *J Green*

Posting Time : **16:17**

CRMC BRANDS HATCH 2022 (GBR) 07-08/05/2022

Page 2 / 2

Motor Sports Timing UK


Apex Timing GoRacing





# Brands Hatch

## 7th & 8th May 2022



**1300, PC750, S.Mono**  
**(7c, 8c, 12a)**

**Race 11 (Saturday)**  
**Lap Chart**


For information purposes. No official / regulatory value

	1	2	3	4	5	6	7	8	9	10	11	12	13	14	15	16	17	18	19	20	21	22	23	24	25	26	27	28	29	30	31	32	33	34	35	36	37	38	39		
<b>Grid</b>	24	59	42	39	99	1	174	74	69	16	36	198		38	41	30	8	152	12	157	55	297	151	158	162	66	23	268	95	96	150	137	97	<del>155</del>	63	14	73	<del>27</del>	<del>27</del>		
<b>Start</b>	24	59	39	42	174	99	1	16	198	69	74	36	152	38	41	8	55	30	12	158	162	297	151	23	268	150	66	95	96	73	97	63	137	14	157						
<b>Lap 1</b> <small>Interval</small>	24	59	174	42	1	39	16	99	69	198	74	38	152	36	8	41	30	12	55	73	158	162	268	151	297	96	23	95	150	137	66	97	63	14	157						
<b>Lap 2</b>	24	59	42	174	1	39	16	99	69	74	198	38	8	152	36	41	30	73	12	55	158	162	151	297	268	96	23	95	150	66	137	97	63	14	157						
<b>Lap 3</b>	24	59	42	1	174	39	16	99	74	69	198	38	8	73	152	41	36	30	12	55	151	158	297	162	96	268	23	95	66	150	137	97	63	14	157						
<b>Lap 4</b>	24	59	42	1	174	39	16	99	74	69	198	38	8	73	41	36	152	55	30	12	151	158	297	162	96	23	268	95	66	150	137	97	63	14	157						
<b>Lap 5</b>	24	59	42	1	174	39	16	74	99	69	198	38	8	73	41	152	36	55	12	30	151	297	158	96	23	95	268	66	150	137	97	63	14	157							
<b>Lap 6</b>	24	59	42	174	1	39	16	74	99	69	198	38	8	73	41	152	55	36	12	30	151	297	158	96	23	95	268	66	150	137	97	63	<del>14</del>	<del>157</del>							
<b>Lap 7</b>	24	42	59	174	1	39	16	74	99	69	198	38	8	73	41	152	55	36	12	30	<del>151</del>	<del>297</del>	<del>158</del>	<del>96</del>	<del>23</del>	<del>95</del>	<del>268</del>	<del>66</del>	<del>150</del>	<del>137</del>	<del>97</del>	<del>63</del>									
<b>Lap 8</b>	24	42	59	174	1	39	74	16	99	69	198	38	8	73	41	152	55	12	36	30																					



# Brands Hatch

## 7th & 8th May 2022



**1300,PC750,S.Mono  
(7c,8c,12a)**

**Race 11 (Saturday)  
Analysis**

For information purposes. No official / regulatory value

Laps	Lap Time
<b>No.1 Andrew Widdowson</b>	
1	59.463
2	<b>56.619</b>
3	56.663
4	56.693
5	57.570
6	57.560
7	58.057
8	57.040

<b>No.8 Kevin Van-de-Worp</b>	
1	1:04.095
2	1:01.063
3	59.848
4	59.406
5	59.609
6	59.972
7	<b>58.900</b>
8	59.048

<b>No.12 Mick Pennell</b>	
1	1:05.152
2	1:01.872
3	1:01.171
4	1:01.182
5	1:01.105
6	<b>59.871</b>
7	1:00.950
8	1:00.047

<b>No.14 Gary Widdowson</b>	
1	1:12.301
2	<b>1:10.621</b>
3	1:10.765
4	1:12.158
5	1:14.713
6	1:14.155

<b>No.16 Dean Widdowson</b>	
1	1:00.885
2	58.631
3	58.634
4	58.722
5	<b>57.533</b>
6	58.235
7	59.461
8	59.280

<b>No.23 Frank Lemstra</b>	
1	1:08.615
2	1:04.113
3	1:03.698
4	1:03.988
5	<b>1:02.319</b>

Laps	Lap Time
6	1:02.788
7	1:02.986

<b>No.24 Scott Carson</b>	
1	56.478
2	54.140
3	<b>53.802</b>
4	53.809
5	54.392
6	54.654
7	55.518
8	55.949

<b>No.30 Steve Panter</b>	
1	1:05.127
2	1:01.328
3	1:01.776
4	1:01.165
5	1:02.275
6	<b>59.779</b>
7	1:00.827
8	1:00.682

<b>No.36 Joseph Webb</b>	
1	1:04.585
2	1:01.877
3	1:01.406
4	1:01.475
5	<b>1:00.514</b>
6	1:01.112
7	1:01.025
8	1:00.804

<b>No.38 Rory Hill</b>	
1	1:02.487
2	59.566
3	<b>59.033</b>
4	59.833
5	1:00.222
6	1:00.467
7	59.309
8	59.342

<b>No.39 Tony Hart</b>	
1	1:00.260
2	57.061
3	<b>56.873</b>
4	57.170
5	57.424
6	57.340
7	57.095
8	57.177

<b>No.41 Mark George</b>	
1	1:05.224

Laps	Lap Time
2	1:01.405
3	1:00.517
4	59.948
5	59.270
6	59.432
7	<b>58.746</b>
8	58.880

<b>No.42 Alex Sinclair</b>	
1	58.988
2	54.868
3	54.474
4	54.299
5	<b>53.977</b>
6	54.903
7	54.744
8	54.346

<b>No.55 Chris Saltinstall</b>	
1	1:06.157
2	1:01.482
3	1:00.947
4	1:00.692
5	1:00.791
6	<b>59.499</b>
7	1:01.231
8	1:00.274

<b>No.59 Dan Ledger</b>	
1	57.118
2	54.493
3	54.683
4	<b>54.421</b>
5	55.233
6	55.546
7	55.761
8	54.458


<b>No.63 Richard Jones</b>	
1	1:10.351
2	1:08.506
3	1:08.593
4	1:07.896
5	1:07.938
6	1:08.602
7	<b>1:07.570</b>

<b>No.66 Dennis Mapp</b>	
1	1:10.889
2	1:04.931
3	<b>1:03.124</b>
4	1:03.769
5	1:03.347
6	1:03.240



# Brands Hatch

## 7th & 8th May 2022



**1300,PC750,S.Mono**  
**(7c,8c,12a)**

**Race 11 (Saturday)**  
**Analysis**

For information purposes. No official / regulatory value

Laps	Lap Time
7	1:04.452
<b>No.69 Patrick Welch</b>	
1	<b>1:02.150</b>
2	<b>58.797</b>
3	59.188
4	<b>58.266</b>
5	58.874
6	59.095
7	58.703
8	58.903
<b>No.73 Gary Porter</b>	
1	<b>1:04.398</b>
2	<b>1:00.254</b>
3	<b>1:00.109</b>
4	1:00.110
5	<b>58.678</b>
6	59.277
7	58.828
8	58.971
<b>No.74 David Matravers</b>	
1	<b>1:02.765</b>
2	<b>58.656</b>
3	<b>57.975</b>
4	58.371
5	<b>57.860</b>
6	<b>57.565</b>
7	58.844
8	58.364
<b>No.95 Andy Smith</b>	
1	<b>1:08.597</b>
2	<b>1:04.291</b>
3	<b>1:03.631</b>
4	1:04.099
5	<b>1:03.206</b>
6	<b>1:02.518</b>
7	1:04.819
<b>No.96 Matthew Welch</b>	
1	<b>1:07.878</b>
2	<b>1:04.179</b>
3	<b>1:01.780</b>
4	1:02.437
5	1:03.013
6	1:02.679
7	1:02.518
<b>No.97 Shaun Mulligan</b>	
1	<b>1:09.984</b>
2	<b>1:06.698</b>
3	<b>1:06.428</b>
4	1:06.630


Laps	Lap Time
5	1:07.309
6	1:07.523
7	1:06.542
<b>No.99 Leon Lerego</b>	
1	<b>1:01.770</b>
2	<b>58.995</b>
3	<b>58.804</b>
4	<b>58.560</b>
5	59.331
6	58.634
7	58.840
8	58.788
<b>No.137 Kelsey Carter</b>	
1	<b>1:09.303</b>
2	<b>1:05.582</b>
3	<b>1:05.030</b>
4	<b>1:04.985</b>
5	1:05.278
6	<b>1:03.788</b>
7	<b>1:03.193</b>
<b>No.150 Tim Oliver</b>	
1	<b>1:10.245</b>
2	<b>1:04.760</b>
3	<b>1:04.047</b>
4	1:05.287
5	1:04.767
6	<b>1:03.955</b>
7	1:04.682
<b>No.151 James Inman</b>	
1	<b>1:07.557</b>
2	<b>1:03.000</b>
3	<b>1:02.520</b>
4	<b>1:01.878</b>
5	<b>1:01.736</b>
6	<b>1:01.265</b>
7	1:01.779
<b>No.152 Archie inman</b>	
1	<b>1:04.287</b>
2	<b>1:01.598</b>
3	<b>1:01.407</b>
4	1:02.036
5	<b>59.531</b>
6	1:01.106
7	1:01.187
8	59.974
<b>No.157 Barry Jones</b>	
1	<b>1:18.787</b>
2	<b>1:07.414</b>
3	<b>1:05.457</b>

Laps	Lap Time
4	<b>1:04.578</b>
5	<b>1:03.545</b>
6	<b>1:03.413</b>
<b>No.158 Neil Baglay</b>	
1	<b>1:06.773</b>
2	<b>1:03.271</b>
3	1:03.490
4	<b>1:02.401</b>
5	<b>1:02.027</b>
6	<b>1:01.961</b>
7	<b>1:01.804</b>
<b>No.162 Darren Cooper</b>	
1	<b>1:07.306</b>
2	<b>1:03.116</b>
3	1:03.695
4	<b>1:02.539</b>
<b>No.174 Jamie O'Brien</b>	
1	<b>58.781</b>
2	<b>56.952</b>
3	57.564
4	57.635
5	57.132
6	<b>56.567</b>
7	57.177
8	<b>56.308</b>
<b>No.198 William Paget</b>	
1	<b>1:02.694</b>
2	<b>58.974</b>
3	59.301
4	<b>58.243</b>
5	58.962
6	58.714
7	58.766
8	59.111
<b>No.268 Mark Fairweather</b>	
1	<b>1:07.436</b>
2	<b>1:04.782</b>
3	<b>1:03.596</b>
4	1:04.605
5	1:04.594
6	1:03.960
7	1:04.719
<b>No.297 Peter Nicholls</b>	
1	<b>1:08.094</b>
2	<b>1:02.683</b>
3	1:03.027
4	<b>1:02.301</b>
5	<b>1:01.787</b>
6	<b>1:01.419</b>



# Brands Hatch

## 7th & 8th May 2022



**1300,PC750,S.Mono  
(7c,8c,12a)**

**Race 11 (Saturday)  
Analysis**

For information purposes. No official / regulatory value

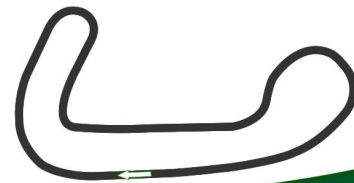
Laps  
7

Lap Time  
1:01.748



# Brands Hatch

## 7th & 8th May 2022



**1300, PC750, S.Mono**  
**(7c, 8c, 12a)**

**Race 11 (Saturday)**  
**Starting Grid**

**Document 5.1**

<b>13</b>	<b>77</b> Mark Foster Yamaha / FZ / (599)	<b>27</b> Matthew Morgan Ducati / TT2 / (600)	<b>73</b> Gary Porter Rob-North Rocket / 3 (930)
<b>12</b>	<b>14</b> Gary Widdowson KTM / (690)	<b>63</b> Richard Jones KTM / Supermono / (690)	<b>155</b> William Fletcher Harris Honda / XR (650)
<b>11</b>	<b>97</b> Shaun Mulligan BMW / R100 / (980)	<b>137</b> Kelsey Carter KTM / RC / (390)	<b>150</b> Tim Oliver KTM / SMR / (450)
<b>10</b>	<b>96</b> Matthew Welch WRD / Supermono / (690)	<b>95</b> Andy Smith Smith-Honda / CR / (750)	<b>268</b> Mark Fairweather MZ / Skorpion / (660)
<b>9</b>	<b>23</b> Frank Lemstra Honda CB / 4 (498)	<b>66</b> Dennis Mapp KTM / / (390)	<b>162</b> Darren Cooper Yamaha / FZ / (600)
<b>8</b>	<b>158</b> Neil Baglay Yamaha / SZR / (600)	<b>151</b> James Inman Harris Honda / XR (600)	<b>297</b> Peter Nicholls Yamaha / FZ / (599)
<b>7</b>	<b>55</b> Chris Saltinstall Moto-Guzzi / Le-Mans / (1064)	<b>157</b> Barry Jones Spondon / Rotax / (560)	<b>12</b> Mick Pennell Yamaha / RD / (350)
<b>6</b>	<b>152</b> Archie inman Honda / CRF / (450)	<b>8</b> Kevin Van-de-Worp Moto-Guzzi / / (1120)	<b>30</b> Steve Panter Yamaha / FZ / (600)
<b>5</b>	<b>41</b> Mark George Ducati / TT1 / (748)	<b>38</b> Rory Hill Yamaha / FZ / (599)	
<b>4</b>	<b>198</b> William Paget Yamaha / FZ / (600)	<b>36</b> Joseph Webb KTM / Duke / (690)	<b>16</b> Dean Widdowson KTM / RC / (390)
<b>3</b>	<b>69</b> Patrick Welch W.R.D. / Supermono / (690)	<b>74</b> David Matravers Tigcraft / KTM / (690)	<b>174</b> Jamie O'Brien Yamaha / TZ / (750)
<b>2</b>	<b>1</b> Andrew Widdowson Honda / CRF / (450)	<b>99</b> Leon Lerego Yamaha / TZ / (750)	<b>39</b> Tony Hart Ducati / TTF1 / (750)
<b>1</b>	<b>42</b> Alex Sinclair Kramer / Morph-Motorsport / (690)	<b>59</b> Dan Ledger KTM / / (650)	<b>24</b> Scott Carson Yamaha / TZR / (250)

POLE POSITION



Start : 07/05 - 15:21 8 Laps = 9.664 miles

Timekeeper *Dave Jones*

Clerk of Course *J Green*

Posting Time : **14:46**

CRMC BRANDS HATCH 2022 (GBR) 07-08/05/2022

Page 1 / 1

Motor Sports Timing UK

Apex Timing GoRacing

