




Brands Hatch

7th & 8th May 2022



1300, PC750, S.Mono (7c, 8c, 12a)

Race 1 (Saturday) Results 8 Laps = 9.664 miles

Document 4.1

Rnk	No.	Class	Rnk	Rider	Entry	Laps	Time	mph	Gap	Interv.	Best lap	mph	In Lap	2nd Best	Spd	Penalty
12a																
1	=	59	12a	1	Dan Ledger	KTM / / (650)	8	7:24.653	78.24		54.396	79.95	4	54.505	119.6	
2	=	42	12a	2	Alex Sinclair	Kramer / Morph-Motorsport / (690)	8	7:29.300	77.43	4.647	4.647	54.504	79.79	4	54.995	125.9
3	▲ ⁴	1	12a	3	Andrew Widdowson	Honda / CRF / (450)	8	7:49.427	74.11	24.774	20.127	57.388	75.78	7	57.490	118.8
4	=	74	12a	4	David Matravers	Tigcraft / KTM / (690)	8	7:54.362	73.34	29.709	4.935	57.802	75.24	7	57.962	117.7
5	▲ ¹	69	12a	5	Patrick Welch	W.R.D. / Supermono / (690)	8	8:02.752	72.07	38.099	8.390	58.117	74.83	5	58.119	113.9
6	▲ ²	16	12a	6	Dean Widdowson	KTM / RC / (390)	8	8:05.645	71.64	40.992	2.893	58.598	74.21	6	58.931	114.5
7	▼ ⁴	36	12a	7	Joseph Webb	KTM / Duke / (690)	8	8:06.205	71.56	41.552	0.560	58.849	73.90	6	59.111	112.0
8	▲ ⁵	152	12a	8	Archie Inman	Honda / CRF / (450)	8	8:17.736	69.90	53.083	11.531	59.834	72.68	5	59.842	113.9
9	▼ ¹	151	12a	9	James Inman	Harris Honda / XR (600)	7	7:19.710	69.23	1 Lap	1 Lap	1:01.516	70.69	5	1:01.609	104.5
10	▼ ¹	158	12a	10	Neil Baglay	Yamaha / SZR / (600)	7	7:27.273	68.06	1 Lap	7.563	1:01.924	70.23	4	1:02.230	106.2
11	▲ ³	268	12a	11	Mark Fairweather	MZ / Skorpion / (660)	7	7:34.657	66.96	1 Lap	7.384	1:02.901	69.14	3	1:02.982	106.0
12	▼ ¹	150	12a	12	Tim Oliver	KTM / SMR / (450)	7	7:37.714	66.51	1 Lap	3.057	1:03.610	68.37	4	1:04.118	101.2
13	▼ ³	96	12a	13	Matthew Welch	WRD / Supermono / (690)	7	7:43.402	65.69	1 Lap	5.688	1:03.555	68.43	5	1:03.683	
14	=	157	12a	14	Barry Jones	Spondon / Rotax / (560)	7	7:47.521	65.11	1 Lap	4.119	1:00.365	72.04	1	1:01.082	109.5
15	▼ ³	137	12a	15	Kelsey Carter	KTM / RC / (390)	7	7:49.643	64.82	1 Lap	2.122	1:04.795	67.12	6	1:04.859	102.6
16	▲ ³	66	12a	16	Dennis Mapp	KTM / / (390)	7	7:54.892	64.10	1 Lap	5.249	1:02.641	69.42	7	1:04.560	98.5
17	▼ ¹	155	12a	17	William Fletcher	Harris Honda / XR (650)	7	8:00.275	63.38	1 Lap	5.383	1:05.380	66.52	5	1:06.190	100.2
18	=	63	12a	18	Richard Jones	KTM / Supermono / (690)	7	8:11.895	61.89	1 Lap	11.620	1:07.184	64.73	6	1:08.031	103.2
19	▼ ²	14	12a	19	Gary Widdowson	KTM / (690)	7	8:12.586	61.80	1 Lap	0.691	1:07.621	64.31	7	1:08.299	96.4

No.96 Matthew Welch : Transponder not fitted or not working - Please fit to be included in future results / grids

12a - Best Lap : No.59 Dan Ledger - 54.396 / 92.5% of Race Winner's Speed : 72.37 mph

7c																
1	▲ ²	8	7c	1	Kevin Van-de-Worp	Moto-Guzzi / / (1120)	8	8:16.048	70.14			59.726	72.81	7	1:00.246	119.4
2	▼ ¹	23	7c	2	Frank Lemstra	Honda CB / 4 (498)	7	7:35.381	66.85	1 Lap	1 Lap	1:02.791	69.26	6	1:03.192	105.0
3	▼ ¹	95	7c	3	Andy Smith	Smith-Honda / CR / (750)	7	7:43.402	65.69	1 Lap	8.021	1:03.453	68.54	6	1:03.473	106.7

Not Classified

		73	7c		Gary Porter	Rob-North Rocket / 3 (930)	0	7.281		Retired						
--	--	----	----	--	--------------------	----------------------------	---	-------	--	----------------	--	--	--	--	--	--

7c - Best Lap : No.8 Kevin Van-de-Worp - 59.726 / 92.5% of Race Winner's Speed : 64.88 mph

8c																
1	=	24	8c	1	Scott Carson	Yamaha / TZR / (250)	8	7:17.280	79.56			53.123	81.86	2	53.196	113.7
2	▲ ¹⁰	39	8c	2	Tony Hart	Ducati / TTF1 / (750)	8	7:49.304	74.13	32.024	32.024	56.018	77.63	4	56.211	120.7
3	▼ ¹	99	8c	3	Leon Lerego	Yamaha / TZ / (750)	8	7:51.060	73.08	38.780	6.756	57.344	75.84	7	57.444	128.8
4	▲ ⁵	174	8c	4	Jamie O'Brien	Yamaha / TZ / (750)	8	8:01.212	72.30	43.932	5.152	57.628	75.46	8	57.833	122.0
5	=	198	8c	5	William Paget	Yamaha / FZ / (600)	8	8:04.240	71.85	46.960	3.028	59.033	73.67	4	59.118	112.8
6	▼ ³	38	8c	6	Rory Hill	Yamaha / FZ / (599)	8	8:07.004	71.44	49.724	2.764	59.171	73.50	7	59.238	108.1
7	▼ ³	12	8c	7	Mick Pennell	Yamaha / RD / (350)	8	8:16.589	70.06	59.309	9.585	1:00.248	72.18	7	1:00.508	110.2
8	▲ ²	41	8c	8	Mark George	Ducati / TT1 / (748)	8	8:17.214	69.97	59.934	0.625	59.421	73.19	7	59.566	112.2
9	▼ ²	30	8c	9	Steve Panter	Yamaha / FZ / (600)	7	7:19.733	69.23	1 Lap	1 Lap	59.580	72.99	7	1:00.744	106.5
10	▲ ⁴	55	8c	10	Chris Saltinstall	Moto-Guzzi / Le-Mans / (1064)	7	7:21.461	68.96	1 Lap	1.728	1:01.187	71.07	6	1:01.246	116.5
11	▼ ³	297	8c	11	Peter Nicholls	Yamaha / FZ / (599)	7	7:32.186	67.32	1 Lap	10.725	1:01.435	70.79	7	1:01.981	108.6
12	▼ ¹	162	8c	12	Darren Cooper	Yamaha / FZ / (600)	7	7:35.017	66.90	1 Lap	2.831	1:02.015	70.12	3	1:03.069	111.5
13	=	97	8c	13	Shaun Mulligan	BMW / R100 / (980)	7	7:50.401	64.71	1 Lap	15.384	1:05.329	66.57	7	1:05.375	103.7

No.99 Leon Lerego : Jump start

8c - Best Lap : No.24 Scott Carson - 53.123 / 92.5% of Race Winner's Speed : 73.59 mph

Leaders : No.24 Scott Carson (1-8)

Start Time : 07/05 - 12:19:52 / Flag Time : 12:27:07 / End Time : 12:28:10

Best lap : No.24 Scott Carson

53.123 81.86 mph

Weather : Overcast

Air : 14°C

Track : Drying

Previous Event Record : No.59 Dan Ledger

1:03.529 68.45 mph

Timekeeper *Dave Jones*

Clerk of Course *J Green*

Posting Time : **14:46**

CRMC BRANDS HATCH 2022 (GBR) 07-08/05/2022

Page 2 / 2

Motor Sports Timing UK


Apex Timing GoRacing





Brands Hatch

7th & 8th May 2022



1300, PC750, S.Mono
(7c, 8c, 12a)

Race 1 (Saturday)
Lap Chart


For information purposes. No official / regulatory value

	1	2	3	4	5	6	7	8	9	10	11	12	13	14	15	16	17	18	19	20	21	22	23	24	25	26	27	28	29	30	31	32	33	34	35	36	37	38	39
Grid	59	42	24	99	36	74	151	69	1	16	38	12		198	55	158	96	23	150	30	297	137	152	174	157	95	268	41	162	8	155	39	14	97	63	73	66	73	39
Start	24	59	42	99	36	74	151	69	16	1	38	12	198	55	158	150	152	23	174	30	268	41	297	39	162	8	155	137	95	97	14	73	63	66	96	157			
Lap 1 <small>Interval</small>	24	59	42	99	74	1	36	69	151	198	16	38	39	12	55	174	150	30	152	8	158	41	23	268	162	297	95	96	137	97	155	14	63	66	157				
Lap 2	24	59	42	99	1	74	69	36	198	39	16	38	151	174	12	55	8	152	30	41	150	158	23	268	162	297	95	96	97	137	14	155	63	66	157				
Lap 3	24	59	42	1	99	74	39	69	198	36	16	38	174	12	151	8	55	152	41	30	158	150	23	268	162	297	95	96	97	137	155	14	66	63	157				
Lap 4	24	59	42	1	99	74	39	69	198	16	36	38	174	12	8	151	152	41	55	30	158	150	268	162	23	297	95	96	97	137	155	66	157	14	63				
Lap 5	24	59	42	1	99	74	39	69	198	16	174	36	38	12	8	151	152	41	55	30	158	268	162	23	150	297	96	95	97	137	157	155	66	14	63				
Lap 6	24	59	42	1	39	99	74	69	198	174	16	36	38	8	12	152	41	151	55	30	158	268	162	297	23	150	96	95	137	97	157	66	155	63	14				
Lap 7	24	59	42	1	39	99	74	69	174	198	16	36	38	8	12	41	152	151	30	55	158	297	268	162	23	150	96	96	157	137	97	66	155	63	14				
Lap 8	24	59	42	39	1	99	74	174	69	198	16	36	38	8	12	41	152																						



Brands Hatch

7th & 8th May 2022



1300,PC750,S.Mono (7c,8c,12a)

Race 1 (Saturday) Analysis

For information purposes. No official / regulatory value

Laps	Lap Time
No.1 Andrew Widdowson	
1	1:00.563
2	58.479
3	57.742
4	58.506
5	57.490
6	57.606
7	57.388
8	57.673

No.8 Kevin Van-de-Worp	
1	1:05.834
2	1:01.023
3	1:00.246
4	1:00.768
5	1:00.612
6	1:00.983
7	59.726
8	1:00.598

No.12 Mick Pennell	
1	1:04.923
2	1:01.915
3	1:01.730
4	1:01.260
5	1:00.804
6	1:01.138
7	1:00.248
8	1:00.508

No.14 Gary Widdowson	
1	1:11.922
2	1:08.443
3	1:08.668
4	1:10.201
5	1:10.272
6	1:08.299
7	1:07.621

No.16 Dean Widdowson	
1	1:03.733
2	1:01.014
3	59.875
4	59.775
5	58.931
6	58.598
7	59.612
8	1:00.221

No.23 Frank Lemstra	
1	1:08.255
2	1:03.572
3	1:03.192
4	1:04.423

Laps	Lap Time
5	1:03.969
6	1:02.791
7	1:04.330

No.24 Scott Carson	
1	55.345
2	53.123
3	53.196
4	53.464
5	54.791
6	54.947
7	54.612
8	55.153

No.30 Steve Panter	
1	1:06.174
2	1:03.158
3	1:01.860
4	1:01.995
5	1:00.744
6	1:01.073
7	59.580

No.36 Joseph Webb	
1	1:02.408
2	1:00.880
3	1:00.979
4	1:01.119
5	59.247
6	58.849
7	59.111
8	1:00.337

No.38 Rory Hill	
1	1:04.453
2	1:00.635
3	59.880
4	1:00.009
5	1:00.297
6	59.314
7	59.171
8	59.238

No.39 Tony Hart	
1	1:02.915
2	59.188
3	58.059
4	56.018
5	56.211
6	57.885
7	56.320
8	56.840

No.41 Mark George	
1	1:06.786

Laps	Lap Time
2	1:02.636
3	1:00.619
4	1:01.571
5	59.877
6	59.566
7	59.421
8	1:01.021

No.42 Alex Sinclair	
1	59.132
2	56.168
3	54.995
4	54.504
5	55.162
6	55.184
7	55.164
8	56.094

No.55 Chris Saltinstall	
1	1:05.691
2	1:03.136
3	1:01.905
4	1:02.733
5	1:01.246
6	1:01.187
7	1:01.318

No.59 Dan Ledger	
1	57.585
2	54.942
3	54.575
4	54.396
5	55.641
6	55.008
7	55.352
8	54.505


No.63 Richard Jones	
1	1:12.926
2	1:08.812
3	1:09.527
4	1:08.935
5	1:09.074
6	1:07.184
7	1:08.031

No.66 Dennis Mapp	
1	1:13.549
2	1:09.110
3	1:05.954
4	1:05.845
5	1:05.295
6	1:04.560
7	1:02.641



Brands Hatch

7th & 8th May 2022



**1300,PC750,S.Mono
(7c,8c,12a)**

**Race 1 (Saturday)
Analysis**

For information purposes. No official / regulatory value

Laps	Lap Time
No.69 Patrick Welch	
1	1:02.003
2	1:00.669
3	59.719
4	58.909
5	58.117
6	58.119
7	1:02.006
8	59.367
No.74 David Matravers	
1	1:00.793
2	59.267
3	58.394
4	58.358
5	57.962
6	58.782
7	57.802
8	59.708
No.95 Andy Smith	
1	1:09.321
2	1:04.804
3	1:05.286
4	1:06.042
5	1:04.073
6	1:03.453
7	1:03.473
No.96 Matthew Welch	
1	1:07.675
2	1:05.344
3	1:05.648
4	1:05.140
5	1:03.555
6	1:03.761
7	1:03.683
No.97 Shaun Mulligan	
1	1:09.897
2	1:05.564
3	1:05.998
4	1:05.494
5	1:05.375
6	1:05.783
7	1:05.329
No.99 Leon Lerego	
1	1:00.685
2	58.928
3	58.990
4	58.258
5	57.910
6	58.593

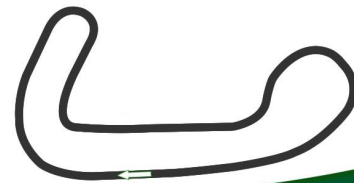
Laps	Lap Time
7	57.344
8	57.444
No.137 Kelsey Carter	
1	1:09.502
2	1:07.364
3	1:05.626
4	1:04.859
5	1:05.455
6	1:04.795
7	1:05.161
No.150 Tim Oliver	
1	1:06.414
2	1:04.242
3	1:04.118
4	1:03.610
5	1:05.359
6	1:04.225
7	1:04.998
No.151 James Inman	
1	1:03.406
2	1:02.997
3	1:02.672
4	1:01.912
5	1:01.516
6	1:01.937
7	1:01.609
No.152 Archie inman	
1	1:07.026
2	1:02.238
3	1:01.566
4	1:01.110
5	59.834
6	59.842
7	1:00.794
8	1:00.530
No.155 William Fletcher	
1	1:12.496
2	1:09.070
3	1:07.883
4	1:06.190
5	1:05.380
6	1:06.660
7	1:06.288
No.157 Barry Jones	
1	1:00.365
2	1:03.212
3	1:01.783
4	1:03.641
5	1:01.289

Laps	Lap Time
6	1:01.082
7	1:02.211
No.158 Neil Baglay	
1	1:07.723
2	1:03.514
3	1:02.543
4	1:01.924
5	1:02.295
6	1:02.649
7	1:02.230
No.162 Darren Cooper	
1	1:08.898
2	1:03.686
3	1:02.015
4	1:03.323
5	1:03.855
6	1:03.069
7	1:04.280
No.174 Jamie O'Brien	
1	1:05.410
2	1:00.410
3	59.573
4	58.830
5	58.627
6	57.833
7	57.929
8	57.628
No.198 William Paget	
1	1:03.368
2	59.424
3	1:00.078
4	59.033
5	59.118
6	59.706
7	59.885
8	59.502
No.268 Mark Fairweather	
1	1:07.866
2	1:03.838
3	1:02.901
4	1:02.982
5	1:03.650
6	1:03.419
7	1:04.342
No.297 Peter Nicholls	
1	1:09.375
2	1:03.659
3	1:01.981
4	1:03.548



Brands Hatch

7th & 8th May 2022



**1300,PC750,S.Mono
(7c,8c,12a)**

**Race 1 (Saturday)
Analysis**

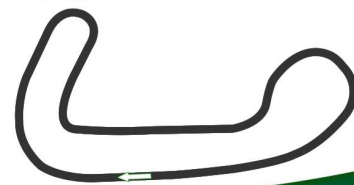
For information purposes. No official / regulatory value

Laps	Lap Time
5	1:04.226
6	1:02.220
7	1:01.435



Brands Hatch

7th & 8th May 2022



1300, PC750, S.Mono
(7c, 8c, 12a)

Race 1 (Saturday)
Starting Grid

Document 2.1

13	77 Mark Foster Yamaha / FZ / (599)	73 Gary Porter Rob-North Rocket / 3 (930)	66 Dennis Mapp KTM / / (390)
12	27 Matthew Morgan Ducati / TT2 / (600)	63 Richard Jones KTM / Supermono / (690)	97 Shaun Mulligan BMW / R100 / (980)
11	14 Gary Widdowson KTM / (690)	39 Tony Hart Ducati / TTF1 / (750)	155 William Fletcher Harris Honda / XR (650)
10	8 Kevin Van-de-Worp Moto-Guzzi / / (1120)	162 Darren Cooper Yamaha / FZ / (600)	41 Mark George Ducati / TT1 / (748)
9	268 Mark Fairweather MZ / Skorpion / (660)	95 Andy Smith Smith-Honda / CR / (750)	157 Barry Jones Spondon / Rotax / (560)
8	174 Jamie O'Brien Yamaha / TZ / (750)	152 Archie Inman Honda / CRF / (450)	137 Kelsey Carter KTM / RC / (390)
7	297 Peter Nicholls Yamaha / FZ / (599)	30 Steve Panter Yamaha / FZ / (600)	150 Tim Oliver KTM / SMR / (450)
6	23 Frank Lemstra Honda CB / 4 (498)	96 Matthew Welch WRD / Supermono / (690)	158 Neil Baglay Yamaha / SZR / (600)
5	55 Chris Saltinstall Moto-Guzzi / Le-Mans / (1064)	198 William Paget Yamaha / FZ / (600)	
4	12 Mick Pennell Yamaha / RD / (350)	38 Rory Hill Yamaha / FZ / (599)	16 Dean Widdowson KTM / RC / (390)
3	1 Andrew Widdowson Honda / CRF / (450)	69 Patrick Welch W.R.D. / Supermono / (690)	151 James Inman Harris Honda / XR (600)
2	74 David Matravets Tigcraft / KTM / (690)	36 Joseph Webb KTM / Duke / (690)	99 Leon Lerego Yamaha / TZ / (750)
1	24 Scott Carson Yamaha / TZR / (250)	42 Alex Sinclair Kramer / Morph-Motorsport / (690)	59 Dan Ledger KTM / / (650)

POLE POSITION



Start : 07/05 - 11:55 8 Laps = 9.664 miles

Timekeeper *Dave Jones*

Clerk of Course *John Green*

Posting Time : **09:54**

CRMC BRANDS HATCH 2022 (GBR) 07-08/05/2022

Page 1 / 1

Motor Sports Timing UK

Apex Timing GoRacing

