




Brands Hatch

7th & 8th May 2022



**1300,PC750,S.Mono
(7c,8c,12a)**

**Practice 1 (Saturday)
Results**

Document 3

Rnk	No.	Class	Rider	Entry	Laps	Best lap	mph	In Lap	Gap	Interv.	2nd Best	Spd
12a												
1	59	12a	Dan Ledger	KTM / / (650)	9	1:03.529	68.45	8			1:05.355	118.6
2	42	12a	Alex Sinclair	Kramer / Morph-Motorsport / (690)	9	1:04.867	67.04	8	1.338	1.338	1:06.254	121.4
3	36	12a	Joseph Webb	KTM / Duke / (690)	8	1:07.339	64.58	8	3.810	2.472	1:07.555	105.7
4	74	12a	David Matravers	Tigcraft / KTM / (690)	8	1:07.613	64.32	7	4.084	0.274	1:09.114	111.7
5	151	12a	James Inman	Harris Honda / XR (600)	8	1:08.768	63.24	8	5.239	1.155	1:10.303	102.5
6	69	12a	Patrick Welch	W.R.D. / Supermono / (690)	6	1:09.178	62.86	6	5.649	0.410	1:10.808	110.0
7	1	12a	Andrew Widdowson	Honda / CRF / (450)	8	1:09.332	62.72	6	5.803	0.154	1:10.060	110.6
8	16	12a	Dean Widdowson	KTM / RC / (390)	4	1:09.793	62.31	4	6.264	0.461	1:12.452	108.2
9	158	12a	Neil Baglay	Yamaha / SZR / (600)	8	1:11.319	60.98	7	7.790	1.526	1:12.852	99.4
10	96	12a	Matthew Welch	WRD / Supermono / (690)	5	1:11.702	60.65	2	8.173	0.383	1:11.712	
11	150	12a	Tim Oliver	KTM / SMR / (450)	8	1:12.433	60.04	7	8.904	0.731	1:13.089	93.6
12	137	12a	Kelsey Carter	KTM / RC / (390)	7	1:13.679	59.02	6	10.150	1.246	1:14.034	99.0
13	152	12a	Archie inman	Honda / CRF / (450)	7	1:13.856	58.88	6	10.327	0.177	1:14.474	106.9
14	157	12a	Barry Jones	Spondon / Rotax / (560)	5	1:14.621	58.28	5	11.092	0.765	1:15.734	100.0
15	268	12a	Mark Fairweather	MZ / Skorpion / (660)	7	1:15.376	57.69	5	11.847	0.755	1:16.046	95.9
16	155	12a	William Fletcher	Harris Honda / XR (650)	7	1:19.964	54.38	6	16.435	4.588	1:20.671	92.8
17	14	12a	Gary Widdowson	KTM / (690)	7	1:22.630	52.63	6	19.101	2.666	1:23.126	94.0
18	63	12a	Richard Jones	KTM / Supermono / (690)	6	1:28.359	49.22	6	24.830	5.729	1:29.937	85.7
19	66	12a	Dennis Mapp	KTM / / (390)	1	1:30.033	48.30	1	26.504	1.674		88.3
7c												
1	23	7c	Frank Lemstra	Honda CB / 4 (498)	8	1:11.880	60.50	8			1:13.962	97.3
2	95	7c	Andy Smith	Smith-Honda / CR / (750)	5	1:15.279	57.77	5	3.399	3.399	1:18.520	96.8
3	8	7c	Kevin Van-de-Worp	Moto-Guzzi / / (1120)	5	1:17.798	55.90	4	5.918	2.519	1:17.966	99.9
8c												
1	24	8c	Scott Carson	Yamaha / TZR / (250)	9	1:05.592	66.30	8			1:05.688	112.4
2	99	8c	Leon Lerego	Yamaha / TZ / (750)	8	1:07.190	64.72	8	1.598	1.598	1:08.486	115.9
3	38	8c	Rory Hill	Yamaha / FZ / (599)	8	1:10.522	61.67	8	4.930	3.332	1:10.714	103.6
4	12	8c	Mick Pennell	Yamaha / RD / (350)	8	1:10.655	61.55	8	5.063	0.133	1:12.358	107.4
5	198	8c	William Paget	Yamaha / FZ / (600)	8	1:10.894	61.34	8	5.302	0.239	1:11.402	108.6
6	55	8c	Chris Saltinstall	Moto-Guzzi / Le-Mans / (1064)	8	1:11.223	61.06	8	5.631	0.329	1:11.827	111.1
7	30	8c	Steve Panter	Yamaha / FZ / (600)	8	1:12.439	60.03	8	6.847	1.216	1:13.145	100.6
8	297	8c	Peter Nicholls	Yamaha / FZ / (599)	8	1:12.928	59.63	6	7.336	0.489	1:13.782	101.7
9	174	8c	Jamie O'Brien	Yamaha / TZ / (750)	8	1:14.426	58.43	7	8.834	1.498	1:14.505	103.9
10	41	8c	Mark George	Ducati / TT1 / (748)	7	1:16.661	56.73	7	11.069	2.235	1:16.747	92.1
11	162	8c	Darren Cooper	Yamaha / FZ / (600)	8	1:16.674	56.72	7	11.082	0.013	1:17.918	95.5
12	39	8c	Tony Hart	Ducati / TTF1 / (750)	3	1:21.325	53.47	3	15.733	4.651	1:21.706	93.1
13	97	8c	Shaun Mulligan	BMW / R100 / (980)	7	1:22.712	52.58	7	17.120	1.387	1:25.304	85.4
14	27	8c	Matthew Morgan	Ducati / TT2 / (600)	2	1:29.272	48.71	1	23.680	6.560	1:30.093	83.8

** NO TRANSPONDER No 96** FIT TO BE INCLUDED IN GRIDS & FUTURE RESULTS

Start Time : 07/05 - 09:13:10 / Flag Time : 09:23:11 / End Time : 09:23:59

Best lap : No.59 Dan Ledger

1:03.529 68.45 mph

Weather : Overcast Air : 14°C Track : Drying

Timekeeper *Dave Jones*

Clerk of Course *J Green*

Posting Time : **09:47**

CRMC BRANDS HATCH 2022 (GBR) 07-08/05/2022

Page 2 / 2

Motor Sports Timing UK


Apex Timing GoRacing





Brands Hatch

7th & 8th May 2022



1300,PC750,S.Mono
(7c,8c,12a)

Practice 1 (Saturday)
Analysis

For information purposes. No official / regulatory value

Laps	Lap Time
No.1 Andrew Widdowson	
1	1:29.391
2	1:22.937
3	1:18.429
4	1:17.199
5	1:12.955
6	1:09.332
7	1:10.060
8	1:10.806

No.8 Kevin Van-de-Worp	
1	1:25.660
2	1:19.029
3	1:17.966
4	1:17.798
5	1:18.020

No.12 Mick Pennell	
1	1:22.103
2	1:16.055
3	1:14.153
4	1:13.140
5	1:12.904
6	1:12.852
7	1:12.358
8	1:10.655

No.14 Gary Widdowson	
1	1:34.543
2	1:30.965
3	1:27.812
4	1:23.214
5	1:24.948
6	1:22.630
7	1:23.126

No.16 Dean Widdowson	
1	1:15.124
2	1:12.496
3	1:12.452
4	1:09.793

No.23 Frank Lemstra	
1	1:29.338
2	1:21.331
3	1:16.085
4	1:15.004
5	1:15.673
6	1:16.243
7	1:13.962
8	1:11.880

No.24 Scott Carson	
1	1:10.703
2	1:08.710

Laps	Lap Time
3	1:08.143
4	1:07.625
5	1:10.076
6	1:07.646
7	1:05.688
8	1:05.592
9	1:08.058

No.27 Matthew Morgan	
1	1:29.272
2	1:30.093

No.30 Steve Panter	
1	1:19.568
2	1:16.080
3	1:14.683
4	1:15.658
5	1:13.677
6	1:15.404
7	1:13.145
8	1:12.439

No.36 Joseph Webb	
1	1:25.661
2	1:17.030
3	1:11.068
4	1:10.063
5	1:09.941
6	1:11.396
7	1:07.555
8	1:07.339

No.38 Rory Hill	
1	1:14.355
2	1:13.384
3	1:13.981
4	1:14.634
5	1:13.649
6	1:12.132
7	1:10.714
8	1:10.522

No.39 Tony Hart	
1	1:28.412
2	1:21.706
3	1:21.325

No.41 Mark George	
1	1:28.431
2	1:20.323
3	1:21.900
4	1:18.082
5	1:16.747
6	1:17.384
7	1:16.661

No.42 Alex Sinclair	
1	1:15.775
2	1:09.078
3	1:10.223
4	1:09.002
5	1:07.073
6	1:06.369
7	1:06.254
8	1:04.867
9	1:08.005

No.55 Chris Saltinstall	
1	1:22.203
2	1:15.334
3	1:13.678
4	1:14.211
5	1:11.827
6	1:13.034
7	1:13.323
8	1:11.223

No.59 Dan Ledger	
1	1:16.647
2	1:09.175
3	1:12.270
4	1:09.167
5	1:05.612
6	1:06.266
7	1:05.355
8	1:03.529
9	1:08.298

No.63 Richard Jones	
1	1:40.464
2	1:35.779
3	1:31.973
4	1:30.127
5	1:29.937
6	1:28.359

No.66 Dennis Mapp	
1	1:30.033


No.69 Patrick Welch	
1	1:31.219
2	1:20.765
3	1:13.943
4	1:10.808
5	1:12.364
6	1:09.178

No.74 David Matravers	
1	1:29.475
2	1:19.744
3	1:16.876



Brands Hatch

7th & 8th May 2022



1300,PC750,S.Mono (7c,8c,12a)

Practice 1 (Saturday) Analysis

For information purposes. No official / regulatory value

Laps	Lap Time
4	1:13.509
5	1:09.114
6	1:10.296
7	1:07.613
8	1:11.275
No.78 ?????	
1	1:31.459
2	1:30.082
3	1:23.785
4	1:24.086
5	1:24.328
6	1:22.206
7	1:22.129
No.95 Andy Smith	
1	1:28.965
2	1:20.982
3	1:19.537
4	1:18.520
5	1:15.279
No.96 Matthew Welch	
1	1:20.673
2	1:11.702
3	1:12.400
4	1:11.712
5	1:15.392
No.97 Shaun Mulligan	
1	1:28.687
2	1:25.641
3	1:26.022
4	1:25.986
5	1:26.487
6	1:25.304
7	1:22.712
No.99 Leon Lerego	
1	1:16.076
2	1:11.115
3	1:09.823
4	1:25.251
5	1:11.348
6	1:09.987
7	1:08.486
8	1:07.190
No.137 Kelsey Carter	
1	1:32.083
2	1:24.187
3	1:21.148
4	1:17.724
5	1:16.523
6	1:13.679

Laps	Lap Time
7	1:14.034
No.150 Tim Oliver	
1	1:27.140
2	1:17.240
3	1:17.355
4	1:16.797
5	1:14.267
6	1:13.089
7	1:12.433
8	1:17.224
No.151 James Inman	
1	1:21.207
2	1:15.317
3	1:12.297
4	1:13.475
5	1:10.303
6	1:11.496
7	1:10.854
8	1:08.768
No.152 Archie inman	
1	1:33.600
2	1:24.031
3	1:21.596
4	1:18.555
5	1:16.485
6	1:13.856
7	1:14.474
No.155 William Fletcher	
1	1:38.022
2	1:29.755
3	1:24.002
4	1:25.065
5	1:22.421
6	1:19.964
7	1:20.671
No.157 Barry Jones	
1	1:18.596
2	1:16.325
3	1:18.545
4	1:15.734
5	1:14.621
No.158 Neil Baglay	
1	1:29.085
2	1:15.985
3	1:16.430
4	1:12.852
5	1:12.896
6	1:14.799
7	1:11.319

Laps	Lap Time
8	1:15.817
No.162 Darren Cooper	
1	1:25.406
2	1:20.231
3	1:18.609
4	1:18.238
5	1:19.440
6	1:18.263
7	1:16.674
8	1:17.918
No.174 Jamie O'Brien	
1	1:27.791
2	1:20.560
3	1:17.912
4	1:17.013
5	1:14.505
6	1:18.104
7	1:14.426
8	1:14.986
No.198 William Paget	
1	1:22.702
2	1:14.875
3	1:13.167
4	1:14.152
5	1:11.402
6	1:14.688
7	1:11.674
8	1:10.894
No.268 Mark Fairweather	
1	1:28.660
2	1:22.354
3	1:19.027
4	1:17.268
5	1:15.376
6	1:16.589
7	1:16.046
No.297 Peter Nicholls	
1	1:26.309
2	1:18.241
3	1:15.622
4	1:14.730
5	1:18.593
6	1:12.928
7	1:13.782
8	1:16.742