



Anglesey

4th & 5th June 2022



1300,PC750,S.Mono
(7c,8c,12a)

Race 6 (Saturday)
Results 6 Laps = 9.300 miles

Document 4

| Rnk | No. | Class | Rnk | Rider | Entry | Laps | Time | mph | Gap | Interv. | Best lap | mph | In Lap | 2nd Best | Spd |
|------------|-----|-------|-----|-------|-------------------------|----------------------------|------|----------|-------|-----------------|----------|-------|--------|----------|------|
| 12a | | | | | | | | | | | | | | | |
| 1 | ▲1 | 59 | 12a | 1 | Dan Ledger | KTM / (650) | 6 | 7:48.665 | 71.44 | | 1:16.889 | 72.57 | 3 | 1:16.960 | 82.0 |
| 2 | ▲1 | 1 | 12a | 2 | Andrew Widdowson | Honda / CRF-450R / (450) | 6 | 8:03.826 | 69.20 | 15.161 | 1:18.835 | 70.78 | 4 | 1:19.281 | 80.1 |
| 3 | ▼2 | 42 | 12a | 3 | Alex Sinclair | Kramer-Morph / (690) | 6 | 8:05.745 | 68.93 | 17.080 | 1:19.721 | 69.99 | 5 | 1:19.818 | 82.7 |
| 4 | ▲4 | 4 | 12a | 4 | Steve Mason | KTM / Supermono / (690) | 6 | 8:21.493 | 66.76 | 32.828 | 1:20.184 | 69.59 | 5 | 1:21.356 | 82.5 |
| 5 | ▲1 | 152 | 12a | 5 | Archie Inman | Honda / CRF / (450) | 6 | 8:22.876 | 66.58 | 34.211 | 1:21.008 | 68.88 | 6 | 1:22.025 | 80.9 |
| 6 | ▼1 | 69 | 12a | 6 | Patrick Welch | W.R.D. / Supermono / (690) | 6 | 8:24.044 | 66.42 | 35.379 | 1:21.440 | 68.52 | 6 | 1:21.475 | 80.7 |
| 7 | = | 36 | 12a | 7 | Joseph Webb | KTM / Duke / (690) | 6 | 8:30.804 | 65.54 | 42.139 | 1:23.356 | 66.94 | 5 | 1:23.566 | 77.1 |
| 8 | ▲1 | 96 | 12a | 8 | Matthew Welch | WRD / Supermono / (690) | 6 | 8:38.952 | 64.51 | 50.287 | 1:24.592 | 65.96 | 6 | 1:24.848 | 77.8 |
| 9 | ▲1 | 151 | 12a | 9 | James Inman | Harris Honda / XR (600) | 6 | 8:39.507 | 64.45 | 50.842 | 1:24.602 | 65.96 | 3 | 1:24.754 | 73.3 |
| 10 | ▲1 | 157 | 12a | 10 | Barry Jones | Spondon / Rotax / (560) | 6 | 8:48.667 | 63.33 | 1:00.002 | 1:25.065 | 65.60 | 6 | 1:26.200 | 73.7 |
| 11 | ▲2 | 268 | 12a | 11 | Mark Fairweather | MZ / Skorpion / (660) | 6 | 9:04.925 | 61.44 | 1:16.260 | 1:28.324 | 63.18 | 5 | 1:28.859 | 72.1 |
| 12 | ▲3 | 137 | 12a | 12 | Kelsey Carter | KTM / RC / (390) | 6 | 9:08.020 | 61.09 | 1:19.355 | 1:27.742 | 63.60 | 6 | 1:28.865 | 66.7 |
| 13 | ▲1 | 150 | 12a | 13 | Tim Oliver | KTM / SMR / (450) | 6 | 9:20.821 | 59.70 | 1:32.156 | 1:30.592 | 61.59 | 4 | 1:30.675 | 73.6 |
| 14 | ▲2 | 155 | 12a | 14 | William Fletcher | KTM / / (690) | 5 | 7:50.992 | 59.24 | 1 Lap | 1:28.822 | 62.82 | 5 | 1:31.296 | 81.3 |

Not Classified

| | | | | | | | | | | | | | | |
|----|-----|--|----------------------|-------------------------|---|----------|-------|----------------|--|----------|-------|---|----------|------|
| 63 | 12a | | Richard Jones | KTM / Supermono / (690) | 2 | 3:20.112 | 55.77 | Retired | | 1:33.967 | 59.38 | 2 | 1:39.176 | 71.6 |
|----|-----|--|----------------------|-------------------------|---|----------|-------|----------------|--|----------|-------|---|----------|------|

12a - Best Lap : No.59 Dan Ledger - 1:16.889 / 92.5% of Race Winner's Speed : 66.08 mph

7c

| | | | | | | | | | | | | | | | |
|---|---|-----|----|---|---------------------|-----------------|---|----------|-------|--|----------|-------|---|----------|------|
| 1 | = | 199 | 7c | 1 | David Martin | Honda / 4 (500) | 6 | 9:02.492 | 61.72 | | 1:26.210 | 64.73 | 4 | 1:26.424 | 77.5 |
|---|---|-----|----|---|---------------------|-----------------|---|----------|-------|--|----------|-------|---|----------|------|

7c - Best Lap : No.199 David Martin - 1:26.210 / 92.5% of Race Winner's Speed : 57.09 mph

8c

| | | | | | | | | | | | | | | | |
|----|----|-----|----|----|--------------------------|-------------------------------|---|----------|-------|---------------|----------|-------|---|----------|------|
| 1 | = | 24 | 8c | 1 | Scott Carson | Yamaha / TZR / (250) | 6 | 8:06.336 | 68.84 | | 1:19.217 | 70.44 | 6 | 1:19.699 | 74.6 |
| 2 | ▲4 | 198 | 8c | 2 | William Paget | Yamaha / FZ / (600) | 6 | 8:27.564 | 65.96 | 21.228 | 1:22.862 | 67.34 | 4 | 1:23.111 | 77.0 |
| 3 | ▲2 | 55 | 8c | 3 | Chris Saltinstall | Moto-Guzzi / Le-Mans / (1064) | 6 | 8:27.941 | 65.91 | 21.605 | 1:21.483 | 68.48 | 6 | 1:23.221 | 82.6 |
| 4 | ▲6 | 99 | 8c | 4 | Leon Lerego | Yamaha / TZ / (750) | 6 | 8:29.292 | 65.74 | 22.956 | 1:22.820 | 67.38 | 6 | 1:23.690 | 85.6 |
| 5 | ▼1 | 41 | 8c | 5 | Mark George | Ducati / TT1 / (748) | 6 | 8:29.740 | 65.68 | 23.404 | 1:22.768 | 67.42 | 6 | 1:23.806 | 79.6 |
| 6 | ▼4 | 38 | 8c | 6 | Rory Hill | Yamaha / FZ / (599) | 6 | 8:30.863 | 65.54 | 24.527 | 1:22.680 | 67.49 | 6 | 1:22.708 | 74.1 |
| 7 | ▲2 | 23 | 8c | 7 | James Cheetham | Yamaha / FZ / (600) | 6 | 8:32.777 | 65.29 | 26.441 | 1:23.671 | 66.69 | 4 | 1:23.680 | 76.6 |
| 8 | = | 30 | 8c | 8 | Steven Panter | Yamaha / FZ / (600) | 6 | 8:33.541 | 65.19 | 27.205 | 1:23.914 | 66.50 | 4 | 1:23.978 | 74.7 |
| 9 | ▲3 | 84 | 8c | 9 | Gareth Hilton | Yamaha / FZ / (600) | 6 | 8:43.376 | 63.97 | 37.040 | 1:24.400 | 66.11 | 4 | 1:24.491 | 74.5 |
| 10 | ▼3 | 12 | 8c | 10 | Mick Pennell | Yamaha / YPVS / (350) | 6 | 8:44.277 | 63.86 | 37.941 | 1:24.385 | 66.13 | 6 | 1:24.702 | 74.1 |
| 11 | = | 297 | 8c | 11 | Peter Nicholls | Yamaha / FZ / (599) | 6 | 9:02.458 | 61.72 | 56.122 | 1:27.466 | 63.80 | 5 | 1:27.727 | 72.6 |

Not Classified

| | | | | | | | | | | | | | | |
|----|----|--|-----------------------|---------------------|---|----------|-------|----------------|--|----------|-------|---|----------|------|
| 97 | 8c | | Shaun Mulligan | BMW / R100 / (1001) | 5 | 7:45.556 | 59.93 | Retired | | 1:28.921 | 62.75 | 2 | 1:29.533 | 73.3 |
| 15 | 8c | | David Kett | Yamaha / FZ / (600) | 3 | 4:47.094 | 58.31 | Retired | | 1:32.234 | 60.50 | 3 | 1:32.322 | 72.2 |

8c - Best Lap : No.24 Scott Carson - 1:19.217 / 92.5% of Race Winner's Speed : 63.68 mph

Leaders : No.59 Dan Ledger (1-6)

Start Time : 04/06 - 14:54:38 / Flag Time : 15:02:26 / End Time : 15:03:59

Best lap : No.59 Dan Ledger 1:16.889 72.57 mph

Weather : Overcast Air : 12°C Track : Dry

Previous Event Record : No.24 Scott Carson 1:17.704 71.81 mph

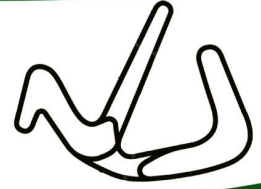
Timekeeper *David Jones* Clerk of Course *[Signature]*

Posting Time : **15:06**



Anglesey

4th & 5th June 2022



**1300,PC750,S.Mono
(7c,8c,12a)**

**Race 6 (Saturday)
Lap Chart**

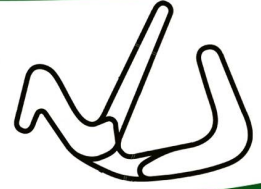
For information purposes. No official / regulatory value

| | 1 | 2 | 3 | 4 | 5 | 6 | 7 | 8 | 9 | 10 | 11 | 12 | 13 | 14 | 15 | 16 | 17 | 18 | 19 | 20 | 21 | 22 | 23 | 24 | 25 | 26 | 27 | 28 | 29 | 30 | 31 | 32 | 33 | 34 | 35 |
|---|------|-----|-----|------|---------------|-----|---------------|-----|-----|-----|-----|-----|-----|-----|-----|-----|-----|-----|-----|------|-----|-----|-----|------|---------------|---------------|---------------|-----|---------------|----|-----|-----|----|---------------|----------------|
| Grid | 24 | 42 | 59 | 1 | 36 | 38 | 39 | 41 | 69 | 152 | 36 | 55 | | 198 | 12 | 30 | 4 | 96 | 23 | 99 | 151 | 157 | 297 | 84 | 86 | 15 | 268 | 199 | 150 | 97 | 137 | 155 | 63 | 44 | 174 |
| Start | 24 | 42 | 59 | 1 | 38 | 41 | 152 | 69 | 198 | 55 | 36 | 12 | 30 | 23 | 99 | 157 | 96 | 151 | 4 | 150 | 84 | 297 | 268 | 199 | 15 | 97 | 137 | 155 | 63 | | | | | | |
| Lap 1 <small>Interval</small> | 59 | 1 | 24 | 42 | 152 | 38 | 198 | 41 | 69 | 99 | 55 | 36 | 23 | 4 | 30 | 96 | 151 | 12 | 157 | 268 | 84 | 150 | 137 | 97 | 297 | 199 | 15 | 155 | 63 | | | | | | |
| | 1.9 | 0.8 | 0.2 | 3.3 | 0.4 | 0.2 | 0.3 | 0.2 | 0.6 | 0.4 | 0.7 | 0.1 | 0.1 | 0.4 | 1.3 | 0.8 | 0.2 | 0.1 | 3.3 | 0.1 | 1.5 | 0.7 | 0.6 | 0.3 | 0.3 | 0.2 | 2.3 | 1.2 | | | | | | | |
| Lap 2 | 59 | 1 | 42 | 24 | 38 | 152 | 198 | 41 | 69 | 99 | 4 | 55 | 36 | 23 | 30 | 96 | 151 | 12 | 157 | 84 | 268 | 97 | 297 | 137 | 150 | 199 | 15 | 155 | 63 | | | | | | |
| | 5.4 | 0.4 | 0.4 | 6.7 | 0.0 | 0.8 | 0.2 | 0.2 | 0.8 | 0.2 | 0.5 | 0.4 | 0.3 | 0.3 | 1.9 | 0.5 | 2.6 | 0.5 | 1.9 | 2.7 | 2.9 | 0.9 | 0.7 | 0.5 | 0.5 | 1.6 | 3.5 | 1.7 | | | | | | | |
| Lap 3 | 59 | 1 | 42 | 24 | 152 | 38 | 198 | 4 | 69 | 41 | 99 | 55 | 36 | 23 | 30 | 96 | 151 | 12 | 157 | 84 | 268 | 297 | 97 | 137 | 199 | 150 | 36 | 155 | | | | | | | |
| | 8.7 | 0.4 | 1.0 | 10.1 | 0.2 | 0.2 | 0.1 | 0.7 | 0.0 | 0.3 | 0.5 | 0.7 | 0.7 | 0.2 | 2.5 | 0.2 | 5.0 | 0.4 | 0.1 | 7.4 | 1.8 | 0.8 | 1.8 | 0.0 | 1.7 | 3.4 | 3.7 | | | | | | | | |
| Lap 4 | 59 | 1 | 42 | 24 | 152 | 4 | 38 | 198 | 69 | 99 | 41 | 55 | 36 | 23 | 30 | 96 | 151 | 84 | 12 | 157 | 297 | 268 | 199 | 137 | 150 | 97 | 155 | | | | | | | | |
| | 10.0 | 1.4 | 1.5 | 12.4 | 0.1 | 0.2 | 0.4 | 0.4 | 1.6 | 0.3 | 0.0 | 0.6 | 0.8 | 0.5 | 3.8 | 0.5 | 4.4 | 1.0 | 2.2 | 9.7 | 0.5 | 0.3 | 2.6 | 3.5 | 0.7 | 7.2 | | | | | | | | | |
| Lap 5 | 59 | 1 | 42 | 24 | 4 | 152 | 69 | 198 | 55 | 99 | 41 | 36 | 38 | 23 | 30 | 96 | 151 | 84 | 12 | 157 | 297 | 268 | 199 | 137 | 150 | 97 | 155 | | | | | | | | |
| | 12.3 | 1.9 | 1.5 | 13.0 | 1.7 | 0.7 | 1.1 | 2.7 | 0.0 | 0.5 | 0.2 | 0.9 | 0.9 | 0.4 | 4.7 | 0.3 | 3.8 | 1.2 | 3.7 | 11.0 | 1.4 | 0.0 | 4.2 | 4.6 | 0.6 | 5.4 | | | | | | | | | |
| Lap 6 | 59 | 1 | 42 | 24 | 4 | 152 | 69 | 198 | 55 | 99 | 41 | 36 | 38 | 23 | 30 | 96 | 151 | 84 | 12 | 157 | 297 | 199 | 268 | 137 | 150 | | | | | | | | | | |
| | 15.1 | 1.9 | 0.5 | 15.1 | 1.3 | 1.1 | 3.5 | 0.3 | 1.3 | 0.4 | 1.0 | 0.0 | 1.9 | 0.7 | 5.4 | 0.5 | 3.8 | 0.9 | 4.3 | 13.7 | 0.0 | 2.4 | 3.0 | 12.8 | | | | | | | | | | | |



Anglesey

4th & 5th June 2022



**1300,PC750,S.Mono
(7c,8c,12a)**

**Race 6 (Saturday)
Analysis**

For information purposes. No official / regulatory value

| Laps | Lap Time |
|------------------------------|----------|
| No.1 Andrew Widdowson | |
| 1 | 1:22.453 |
| 2 | 1:21.090 |
| 3 | 1:20.199 |
| 4 | 1:18.835 |
| 5 | 1:19.281 |
| 6 | 1:20.145 |
| No.4 Steve Mason | |
| 1 | 1:27.390 |
| 2 | 1:23.356 |
| 3 | 1:22.519 |
| 4 | 1:22.041 |
| 5 | 1:20.184 |
| 6 | 1:21.356 |
| No.12 Mick Pennell | |
| 1 | 1:31.181 |
| 2 | 1:27.305 |
| 3 | 1:26.982 |
| 4 | 1:26.010 |
| 5 | 1:24.702 |
| 6 | 1:24.385 |
| No.15 David Kett | |
| 1 | 1:36.951 |
| 2 | 1:32.322 |
| 3 | 1:32.234 |
| No.23 James Cheetham | |
| 1 | 1:27.977 |
| 2 | 1:24.835 |
| 3 | 1:24.311 |
| 4 | 1:23.671 |
| 5 | 1:24.354 |
| 6 | 1:23.680 |
| No.24 Scott Carson | |
| 1 | 1:24.646 |
| 2 | 1:21.094 |
| 3 | 1:20.911 |
| 4 | 1:20.317 |
| 5 | 1:19.699 |
| 6 | 1:19.217 |
| No.30 Steven Panter | |
| 1 | 1:28.558 |
| 2 | 1:24.639 |
| 3 | 1:24.260 |
| 4 | 1:23.914 |
| 5 | 1:24.300 |
| 6 | 1:23.978 |
| No.36 Joseph Webb | |
| 1 | 1:28.251 |
| 2 | 1:24.607 |
| 3 | 1:23.917 |

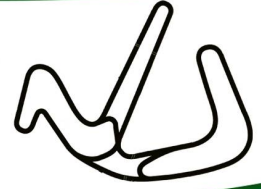
| Laps | Lap Time |
|--------------------------------|----------|
| 4 | 1:23.586 |
| 5 | 1:23.356 |
| 6 | 1:23.566 |
| No.38 Rory Hill | |
| 1 | 1:26.817 |
| 2 | 1:23.849 |
| 3 | 1:24.567 |
| 4 | 1:22.708 |
| 5 | 1:27.955 |
| 6 | 1:22.680 |
| No.41 Mark George | |
| 1 | 1:26.789 |
| 2 | 1:24.348 |
| 3 | 1:24.619 |
| 4 | 1:24.505 |
| 5 | 1:23.806 |
| 6 | 1:22.768 |
| No.42 Alex Sinclair | |
| 1 | 1:24.222 |
| 2 | 1:20.475 |
| 3 | 1:20.280 |
| 4 | 1:19.818 |
| 5 | 1:19.721 |
| 6 | 1:20.153 |
| No.55 Chris Saltinstall | |
| 1 | 1:27.797 |
| 2 | 1:24.926 |
| 3 | 1:23.626 |
| 4 | 1:23.653 |
| 5 | 1:23.221 |
| 6 | 1:21.483 |
| No.59 Dan Ledger | |
| 1 | 1:20.817 |
| 2 | 1:17.557 |
| 3 | 1:16.889 |
| 4 | 1:17.551 |
| 5 | 1:16.960 |
| 6 | 1:17.342 |
| No.63 Richard Jones | |
| 1 | 1:39.176 |
| 2 | 1:33.967 |
| No.69 Patrick Welch | |
| 1 | 1:26.837 |
| 2 | 1:24.352 |
| 3 | 1:24.362 |
| 4 | 1:22.487 |
| 5 | 1:21.475 |
| 6 | 1:21.440 |
| No.84 Gareth Hilton | |
| 1 | 1:33.526 |

| Laps | Lap Time |
|-----------------------------|----------|
| 2 | 1:26.170 |
| 3 | 1:25.031 |
| 4 | 1:24.400 |
| 5 | 1:24.491 |
| 6 | 1:24.724 |
| No.96 Matthew Welch | |
| 1 | 1:29.324 |
| 2 | 1:25.254 |
| 3 | 1:24.848 |
| 4 | 1:25.231 |
| 5 | 1:25.253 |
| 6 | 1:24.592 |
| No.97 Shaun Mulligan | |
| 1 | 1:35.468 |
| 2 | 1:28.921 |
| 3 | 1:29.533 |
| 4 | 1:34.989 |
| 5 | 1:30.615 |
| No.99 Leon Lerego | |
| 1 | 1:26.585 |
| 2 | 1:24.503 |
| 3 | 1:23.921 |
| 4 | 1:23.731 |
| 5 | 1:23.690 |
| 6 | 1:22.820 |
| No.137 Kelsey Carter | |
| 1 | 1:34.577 |
| 2 | 1:31.237 |
| 3 | 1:29.708 |
| 4 | 1:28.865 |
| 5 | 1:29.582 |
| 6 | 1:27.742 |
| No.150 Tim Oliver | |
| 1 | 1:35.072 |
| 2 | 1:32.587 |
| 3 | 1:30.958 |
| 4 | 1:30.592 |
| 5 | 1:30.675 |
| 6 | 1:35.916 |
| No.151 James Inman | |
| 1 | 1:30.168 |
| 2 | 1:24.911 |
| 3 | 1:24.602 |
| 4 | 1:25.510 |
| 5 | 1:25.088 |
| 6 | 1:24.754 |
| No.152 Archie inman | |
| 1 | 1:25.685 |
| 2 | 1:24.304 |
| 3 | 1:24.286 |



Anglesey

4th & 5th June 2022



**1300,PC750,S.Mono
(7c,8c,12a)**

**Race 6 (Saturday)
Analysis**

For information purposes. No official / regulatory value

| Laps | Lap Time |
|--------------------------------|----------|
| 4 | 1:22.565 |
| 5 | 1:22.025 |
| 6 | 1:21.008 |
| No.155 William Fletcher | |
| 1 | 1:38.341 |
| 2 | 1:33.522 |
| 3 | 1:32.492 |
| 4 | 1:31.296 |
| 5 | 1:28.822 |
| No.157 Barry Jones | |
| 1 | 1:30.756 |
| 2 | 1:27.705 |
| 3 | 1:26.863 |
| 4 | 1:27.748 |
| 5 | 1:26.200 |
| 6 | 1:25.065 |
| No.198 William Paget | |
| 1 | 1:26.159 |
| 2 | 1:24.471 |
| 3 | 1:23.965 |
| 4 | 1:22.862 |
| 5 | 1:23.111 |
| 6 | 1:23.806 |
| No.199 David Martin | |
| 1 | 1:36.754 |
| 2 | 1:30.956 |
| 3 | 1:28.646 |
| 4 | 1:26.210 |
| 5 | 1:28.007 |
| 6 | 1:26.424 |
| No.268 Mark Fairweather | |
| 1 | 1:33.163 |
| 2 | 1:29.111 |
| 3 | 1:29.737 |
| 4 | 1:30.504 |
| 5 | 1:28.324 |
| 6 | 1:28.859 |
| No.297 Peter Nicholls | |
| 1 | 1:36.800 |
| 2 | 1:29.519 |
| 3 | 1:27.727 |
| 4 | 1:28.065 |
| 5 | 1:27.466 |
| 6 | 1:27.828 |



Anglesey

4th & 5th June 2022



**1300,PC750,S.Mono
(7c,8c,12a)**

**Race 6 (Saturday)
Starting Grid**

Document 3

| | | | |
|-----------|---|---|---|
| 12 | 44 George Hogton-Rusling Herberg / BSA / (930) | 174 Jamie O'Brien Les-Cross / Yamaha / (750) | |
| 11 | 137 Kelsey Carter KTM / RC / (390) | 155 William Fletcher KTM / / (690) | 63 Richard Jones KTM / Supermono / (690) |
| 10 | 199 David Martin Honda / 4 (500) | 150 Tim Oliver KTM / SMR / (450) | 97 Shaun Mulligan BMW / R100 / (1001) |
| 9 | 66 Dennis Mapp KTM / / (390) | 15 David Kett Yamaha / FZ / (600) | 268 Mark Fairweather MZ / Skorpion / (660) |
| 8 | 157 Barry Jones Spondon / Rotax / (560) | 297 Peter Nicholls Yamaha / FZ / (599) | 84 Gareth Hilton Yamaha / FZ / (600) |
| 7 | 23 James Cheetham Yamaha / FZ / (600) | 99 Leon Lerego Yamaha / TZ / (750) | 151 James Inman Harris Honda / XR (600) |
| 6 | 30 Steven Panter Yamaha / FZ / (600) | 4 Steve Mason KTM / Supermono / (690) | 96 Matthew Welch WRD / Supermono / (690) |
| 5 | 198 William Paget Yamaha / FZ / (600) | 12 Mick Pennell Yamaha / YPVS / (350) | |
| 4 | 152 Archie inman Honda / CRF / (450) | 36 Joseph Webb KTM / Duke / (690) | 55 Chris Saltinstall Moto-Guzzi / Le-Mans / (1064) |
| 3 | 39 Tony Hart Ducati / TTF1 / (750) | 41 Mark George Ducati / TT1 / (748) | 69 Patrick Welch W.R.D. / Supermono / (690) |
| 2 | 1 Andrew Widdowson Honda / CRF-450R / (450) | 16 Dean Widdowson KTM / 390 / RC | 38 Rory Hill Yamaha / FZ / (599) |
| 1 | 24 Scott Carson Yamaha / TZR / (250) | 42 Alex Sinclair Kramer-Morph / (690) | 59 Dan Ledger KTM / (650) |

POLE POSITION



Start : 04/06 - 14:00 6 Laps = 9.300 miles

Timekeeper *Dave Jones* Clerk of Course *[Signature]*

Posting Time : **10:55**

CRMC Anglesey 2022 (GBR) 04-05/06/2022

