



# Anglesey

## 4th & 5th June 2022



**1300,PC750,S.Mono**  
**(7c,8c,12a)**

**Race 16 (Saturday)**  
**Results 6 Laps = 9.300 miles**

**Document 6**

Rnk	No.	Class	Rnk	Rider	Entry	Laps	Time	mph	Gap	Interv.	Best lap	mph	In Lap	2nd Best	Spd	
<b>12a</b>																
1	=	59	12a	1	<b>Dan Ledger</b>	KTM / (650)	6	7:45.787	71.88		1:16.472	72.97	5	1:16.599	82.2	
2	▲1	42	12a	2	<b>Alex Sinclair</b>	Kramer-Morph / (690)	6	7:49.937	71.24	<b>4.150</b>	4.150	1:16.212	73.22	5	1:16.530	84.3
3	▼1	1	12a	3	<b>Andrew Widdowson</b>	Honda / CRF-450R / (450)	6	7:52.363	70.88	<b>6.576</b>	2.426	1:17.167	72.31	4	1:17.503	80.8
4	=	4	12a	4	<b>Steve Mason</b>	KTM / Supermono / (690)	6	8:10.786	68.22	<b>24.999</b>	18.423	1:20.264	69.52	4	1:21.089	82.0
5	▲11	16	12a	5	<b>Dean Widdowson</b>	KTM / 390 / RC	6	8:19.394	67.04	<b>33.607</b>	8.608	1:16.157	73.27	3	1:19.366	
6	=	69	12a	6	<b>Patrick Welch</b>	W.R.D. / Supermono / (690)	6	8:20.723	66.86	<b>34.936</b>	1.329	1:21.154	68.76	6	1:21.901	81.5
7	=	36	12a	7	<b>Joseph Webb</b>	KTM / Duke / (690)	6	8:32.375	65.34	<b>46.588</b>	11.652	1:22.761	67.42	6	1:22.841	75.9
8	=	96	12a	8	<b>Matthew Welch</b>	WRD / Supermono / (690)	6	8:39.890	64.40	<b>54.103</b>	7.515	1:23.999	66.43	4	1:24.161	77.1
9	=	151	12a	9	<b>James Inman</b>	Harris Honda / XR (600)	6	8:40.504	64.32	<b>54.717</b>	0.614	1:24.351	66.15	6	1:24.834	72.7
10	=	157	12a	10	<b>Barry Jones</b>	Spondon / Rotax / (560)	6	8:41.293	64.22	<b>55.506</b>	0.789	1:23.475	66.85	5	1:24.073	75.1
11	▲1	268	12a	11	<b>Mark Fairweather</b>	MZ / Skorpion / (660)	6	9:03.764	61.57	<b>1:17.977</b>	22.471	1:28.098	63.34	6	1:28.564	71.9
12	▼1	137	12a	12	<b>Kelsey Carter</b>	KTM / RC / (390)	6	9:04.203	61.52	<b>1:18.416</b>	0.439	1:27.789	63.56	6	1:28.925	68.5
13	▲1	150	12a	13	<b>Tim Oliver</b>	KTM / SMR / (450)	6	9:05.618	61.36	<b>1:19.831</b>	1.415	1:27.998	63.41	6	1:28.441	74.9
14	▼1	155	12a	14	<b>William Fletcher</b>	KTM / / (690)	5	7:41.718	60.43	<b>1 Lap</b>	1 Lap	1:27.435	63.82	5	1:28.642	79.8
15	▲2	66	12a	15	<b>Dennis Mapp</b>	KTM / / (390)	5	7:43.310	60.22	<b>1 Lap</b>	1.592	1:28.372	63.14	5	1:28.623	67.3

No.16 Dean Widdowson : Transponder not fitted or not working - Please fit to be included in future results / grids

Not Classified

152	12a	<b>Archie inman</b>	Honda / CRF / (450)	0	2.427		<b>Retired</b>								
-----	-----	---------------------	---------------------	---	-------	--	----------------	--	--	--	--	--	--	--	--

12a - Best Lap : No.16 Dean Widdowson - 1:16.157 / 92.5% of Race Winner's Speed : 66.49 mph

**7c**

1	=	199	7c	1	<b>David Martin</b>	Honda / 4 (500)	6	9:00.447	61.95		1:27.135	64.04	5	1:28.343	75.0
---	---	-----	----	---	---------------------	-----------------	---	----------	-------	--	----------	-------	---	----------	------

7c - Best Lap : No.199 David Martin - 1:27.135 / 92.5% of Race Winner's Speed : 57.30 mph

**8c**

1	=	24	8c	1	<b>Scott Carson</b>	Yamaha / TZR / (250)	6	7:41.214	72.59		1:15.740	73.67	4	1:15.753	76.9	
2	▲12	39	8c	2	<b>Tony Hart</b>	Ducati / TTF1 / (750)	6	8:28.614	65.83	<b>47.400</b>	47.400	1:21.938	68.10	3	1:22.481	81.6
3	▲1	41	8c	3	<b>Mark George</b>	Ducati / TT1 / (748)	6	8:30.384	65.60	<b>49.170</b>	1.770	1:23.240	67.04	6	1:24.028	78.0
4	▲2	198	8c	4	<b>William Paget</b>	Yamaha / FZ / (600)	6	8:31.655	65.43	<b>50.441</b>	1.271	1:23.597	66.75	3	1:23.640	74.6
5	=	99	8c	5	<b>Leon Lerego</b>	Yamaha / TZ / (750)	6	8:33.508	65.20	<b>52.294</b>	1.853	1:23.001	67.23	3	1:23.661	83.8
6	▲1	23	8c	6	<b>James Cheetham</b>	Yamaha / FZ / (600)	6	8:33.526	65.20	<b>52.312</b>	0.018	1:22.649	67.51	5	1:22.804	76.3
7	▲2	12	8c	7	<b>Mick Pennell</b>	Yamaha / YPVS / (350)	6	8:35.737	64.92	<b>54.523</b>	2.211	1:23.939	66.48	6	1:23.988	74.2
8	▲2	84	8c	8	<b>Gareth Hilton</b>	Yamaha / FZ / (600)	6	8:36.162	64.86	<b>54.948</b>	0.425	1:23.663	66.70	5	1:23.913	74.8
9	▼1	30	8c	9	<b>Steven Panter</b>	Yamaha / FZ / (600)	6	8:36.641	64.80	<b>55.427</b>	0.479	1:23.752	66.63	6	1:23.959	73.5
10	▲3	15	8c	10	<b>David Kett</b>	Yamaha / FZ / (600)	6	8:59.937	62.01	<b>1:18.723</b>	23.296	1:27.218	63.98	6	1:27.942	74.6
11	=	297	8c	11	<b>Peter Nicholls</b>	Yamaha / FZ / (599)	6	9:00.952	61.89	<b>1:19.738</b>	1.015	1:26.515	64.50	6	1:27.278	74.7

Not Classified

55	8c	<b>Chris Saltinstall</b>	Moto-Guzzi / Le-Mans / (1064)	0	2.352		<b>Retired</b>								
----	----	--------------------------	-------------------------------	---	-------	--	----------------	--	--	--	--	--	--	--	--

8c - Best Lap : No.24 Scott Carson - 1:15.740 / 92.5% of Race Winner's Speed : 67.15 mph

\*\*\* No 16 - Fit transponder before race 25 to be included in results\*\*\*

Leaders : No.24 Scott Carson (1-6)

Start Time : 04/06 - 17:18:36 / Flag Time : 17:26:18 / End Time : 17:27:42

Best lap : No.24 Scott Carson 1:15.740 73.67 mph

Weather : Overcast Air : 12°C Track : Dry

Previous Event Record : No.59 Dan Ledger 1:16.889 72.57 mph

Timekeeper *David Jones* Clerk of Course *[Signature]*

Posting Time : **17:30**

CRMC Anglesey 2022 (GBR) 04-05/06/2022

Page 2 / 2

Motor Sports Timing UK

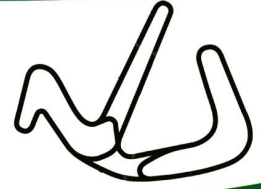
Apex Timing GoRacing





# Anglesey

## 4th & 5th June 2022



**1300,PC750,S.Mono  
(7c,8c,12a)**

**Race 16 (Saturday)  
Lap Chart**

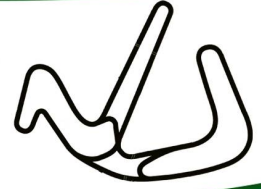
For information purposes. No official / regulatory value

	1	2	3	4	5	6	7	8	9	10	11	12	13	14	15	16	17	18	19	20	21	22	23	24	25	26	27	28	29	30	31	32	33	34	35
<b>Grid</b>	59	1	24	42	4	152	69	55	<del>36</del>	41	99	198		36	23	30	12	84	96	151	157	199	297	137	268	155	<del>96</del>	150	15	<del>84</del>	16	39	66	<del>44</del>	<del>174</del>
<b>Start</b>	59	1	24	42	4	<del>56</del>	<del>152</del>	69	41	198	99	23	36	30	12	84	157	96	151	199	268	150	297	15	155	137	16	66	39						
<b>Lap 1</b> <small>Interval</small>	24	59	1	42	4	41	198	69	99	12	23	36	30	84	151	39	16	96	157	268	137	199	15	297	150	155	66								
	0.2	2.0	0.3	1.4	5.0	0.2	0.2	1.4	0.5	0.2	0.2	0.8	0.3	0.5	0.3	0.2	0.0	1.0	0.6	0.2	0.8	0.5	0.5	0.9	0.7	3.4	0.7								
<b>Lap 2</b>	24	59	1	42	4	69	41	198	99	12	36	39	23	84	30	151	96	157	16	268	199	137	15	297	150	155	66								
	0.9	3.9	0.1	4.4	6.7	0.8	0.5	1.2	1.3	0.5	0.0	0.4	0.3	0.1	1.6	1.7	0.6	0.0	2.5	1.7	0.0	0.2	0.4	1.4	6.2	0.9									
<b>Lap 3</b>	24	59	1	42	4	69	41	198	99	16	39	36	12	30	23	84	151	96	157	268	199	15	297	137	150	155	66								
	1.6	4.9	0.3	7.8	7.4	3.0	0.1	0.6	0.2	0.6	3.0	0.4	0.1	0.2	0.4	1.2	1.7	1.5	6.7	0.2	0.4	0.3	1.3	0.7	6.6	0.6									
<b>Lap 4</b>	24	59	1	42	4	69	16	41	99	198	39	36	12	23	84	30	151	96	157	199	15	268	137	297	150	155	66								
	2.4	5.5	0.2	11.0	9.3	2.6	2.2	0.4	0.3	0.0	3.4	0.8	0.4	0.5	0.3	1.8	0.7	2.2	10.6	0.4	1.7	0.6	0.0	0.2	6.8	0.6									
<b>Lap 5</b>	24	59	42	1	4	69	16	39	41	99	198	36	23	12	84	30	96	151	157	199	15	297	268	137	150	<del>155</del>	<del>66</del>								
	3.1	5.5	1.0	15.2	9.8	0.4	5.7	1.3	0.4	0.4	1.5	1.1	1.0	1.0	0.4	0.6	2.8	0.4	1.0	14.2	1.2	1.7	1.2	0.7	1.2	4.0	1.5								
<b>Lap 6</b>	24	59	42	1	4	16	69	39	41	198	36	99	23	12	84	30	96	151	157	15	199	297	268	137	150										
	4.5	4.1	2.4	18.4	8.6	1.3	7.8	1.7	1.2	0.7	1.1	0.0	2.2	0.4	0.4	3.2	0.6	0.7	18.6	0.5	0.5	2.8	0.4	1.4											



# Anglesey

## 4th & 5th June 2022



**1300,PC750,S.Mono  
(7c,8c,12a)**

**Race 16 (Saturday)  
Analysis**

For information purposes. No official / regulatory value

Laps	Lap Time
<b>No.1 Andrew Widdowson</b>	
1	1:22.420
2	1:18.771
3	1:17.607
4	1:17.167
5	1:17.503
6	1:17.927

<b>No.4 Steve Mason</b>	
1	1:23.035
2	1:21.536
3	1:21.181
4	1:20.264
5	1:21.495
6	1:21.089

<b>No.12 Mick Pennell</b>	
1	1:28.766
2	1:24.847
3	1:26.045
4	1:23.988
5	1:24.168
6	1:23.939

<b>No.15 David Kett</b>	
1	1:34.012
2	1:28.711
3	1:28.579
4	1:28.269
5	1:27.942
6	1:27.218

<b>No.16 Dean Widdowson</b>	
1	1:29.705
2	1:28.030
3	1:16.157
4	1:20.717
5	1:19.839
6	1:19.366

<b>No.23 James Cheetham</b>	
1	1:29.444
2	1:25.727
3	1:25.351
4	1:24.043
5	1:22.649
6	1:22.804

<b>No.24 Scott Carson</b>	
1	1:19.736
2	1:16.106
3	1:15.964
4	1:15.740
5	1:15.753
6	1:16.521

Laps	Lap Time
<b>No.30 Steven Panter</b>	
1	1:30.293
2	1:25.137
3	1:24.576
4	1:25.101
5	1:23.959
6	1:23.752

<b>No.36 Joseph Webb</b>	
1	1:30.205
2	1:24.392
3	1:25.056
4	1:23.540
5	1:22.841
6	1:22.761

<b>No.39 Tony Hart</b>	
1	1:28.954
2	1:22.923
3	1:21.938
4	1:23.180
5	1:22.481
6	1:22.807

<b>No.41 Mark George</b>	
1	1:27.187
2	1:24.163
3	1:24.028
4	1:24.038
5	1:24.663
6	1:23.240

<b>No.42 Alex Sinclair</b>	
1	1:22.088
2	1:18.544
3	1:17.843
4	1:17.068
5	1:16.212
6	1:16.530

<b>No.59 Dan Ledger</b>	
1	1:20.807
2	1:16.853
3	1:16.607
4	1:16.599
5	1:16.472
6	1:17.910

<b>No.66 Dennis Mapp</b>	
1	1:38.886
2	1:31.858
3	1:29.319
4	1:28.623
5	1:28.372

<b>No.69 Patrick Welch</b>	
1	1:27.999

<b>No.84 Gareth Hilton</b>	
2	1:22.776
3	1:21.901
4	1:22.101
5	1:22.051
6	1:21.154

<b>No.84 Gareth Hilton</b>	
1	1:30.547
2	1:24.430
3	1:25.399
4	1:24.109
5	1:23.663
6	1:23.913

<b>No.96 Matthew Welch</b>	
1	1:32.050
2	1:26.316
3	1:24.843
4	1:23.999
5	1:24.222
6	1:24.161

<b>No.99 Leon Lerego</b>	
1	1:28.781
2	1:24.058
3	1:23.001
4	1:23.661
5	1:24.684
6	1:25.903

<b>No.137 Kelsey Carter</b>	
1	1:32.553
2	1:29.552
3	1:30.531
4	1:28.925
5	1:29.273
6	1:27.789

<b>No.150 Tim Oliver</b>	
1	1:35.968
2	1:28.934
3	1:29.157
4	1:28.441
5	1:30.177
6	1:27.998

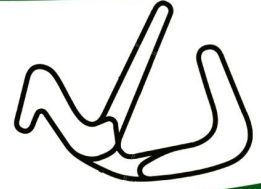
<b>No.151 James Inman</b>	
1	1:30.502
2	1:25.911
3	1:24.834
4	1:25.050
5	1:25.365
6	1:24.351

<b>No.155 William Fletcher</b>	
1	1:39.060
2	1:31.740



# Anglesey

## 4th & 5th June 2022



**1300,PC750,S.Mono  
(7c,8c,12a)**

**Race 16 (Saturday)  
Analysis**

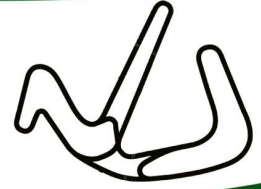
For information purposes. No official / regulatory value

Laps	Lap Time
3	1:29.554
4	1:28.642
5	1:27.435
<b>No.157 Barry Jones</b>	
1	1:32.799
2	1:26.286
3	1:25.700
4	1:24.730
5	1:23.475
6	1:24.073
<b>No.198 William Paget</b>	
1	1:27.287
2	1:24.465
3	1:23.597
4	1:24.705
5	1:24.713
6	1:23.640
<b>No.199 David Martin</b>	
1	1:34.031
2	1:28.960
3	1:28.405
4	1:28.343
5	1:27.135
6	1:28.944
<b>No.268 Mark Fairweather</b>	
1	1:32.521
2	1:28.564
3	1:29.947
4	1:30.674
5	1:29.183
6	1:28.098
<b>No.297 Peter Nicholls</b>	
1	1:35.183
2	1:28.227
3	1:28.538
4	1:30.264
5	1:27.278
6	1:26.515



# Anglesey

## 4th & 5th June 2022



**1300,PC750,S.Mono  
(7c,8c,12a)**

**Race 16 (Saturday)  
Starting Grid**

**Document 5**

<b>12</b>	<b>44</b> George Hogton-Rusling Herberg / BSA / (930)	<b>174</b> Jamie O'Brien Les-Cross / Yamaha / (750)	
<b>11</b>	<b>16</b> Dean Widdowson KTM / 390 / RC	<b>39</b> Tony Hart Ducati / TTF1 / (750)	<b>66</b> Dennis Mapp KTM / / (390)
<b>10</b>	<b>150</b> Tim Oliver KTM / SMR / (450)	<b>15</b> David Kett Yamaha / FZ / (600)	<b>63</b> Richard Jones KTM / Supermono / (690)
<b>9</b>	<b>268</b> Mark Fairweather MZ / Skorpion / (660)	<b>155</b> William Fletcher KTM / / (690)	<b>97</b> Shaun Mulligan BMW / R100 / (1001)
<b>8</b>	<b>199</b> David Martin Honda / 4 / (500)	<b>297</b> Peter Nicholls Yamaha / FZ / (599)	<b>137</b> Kelsey Carter KTM / RC / (390)
<b>7</b>	<b>96</b> Matthew Welch WRD / Supermono / (690)	<b>151</b> James Inman Harris Honda / XR / (600)	<b>157</b> Barry Jones Spondon / Rotax / (560)
<b>6</b>	<b>30</b> Steven Panter Yamaha / FZ / (600)	<b>12</b> Mick Pennell Yamaha / YPVS / (350)	<b>84</b> Gareth Hilton Yamaha / FZ / (600)
<b>5</b>		<b>36</b> Joseph Webb KTM / Duke / (690)	<b>23</b> James Cheetham Yamaha / FZ / (600)
<b>4</b>	<b>41</b> Mark George Ducati / TT1 / (748)	<b>99</b> Leon Lerego Yamaha / TZ / (750)	<b>198</b> William Paget Yamaha / FZ / (600)
<b>3</b>	<b>69</b> Patrick Welch W.R.D. / Supermono / (690)	<b>55</b> Chris Saltinstall Moto-Guzzi / Le-Mans / (1064)	<b>38</b> Rory Hill Yamaha / FZ / (599)
<b>2</b>	<b>42</b> Alex Sinclair Kramer-Morph / (690)	<b>4</b> Steve Mason KTM / Supermono / (690)	<b>152</b> Archie inman Honda / CRF / (450)
<b>1</b>	<b>59</b> Dan Ledger KTM / (650)	<b>1</b> Andrew Widdowson Honda / CRF-450R / (450)	<b>24</b> Scott Carson Yamaha / TZR / (250)

**POLE POSITION**



**Start : 04/06 - 16:30 6 Laps = 9.300 miles**

Timekeeper *Dave Jones*

Clerk of Course *[Signature]*

Posting Time : **15:06**

CRMC Anglesey 2022 (GBR) 04-05/06/2022

