



# Anglesey

## 4th & 5th Sept 2021



**1300,PC750,S.Mono**  
**(7c,8c,12a)**

**Race 6 (Saturday)**  
**Results 7 Laps = 10.850 miles**

**Document 4**

Rnk	No.	Class	Rnk	Rider	Entry	Laps	Time	mph	Gap	Interv.	Best lap	mph	In Lap	2nd Best	
1	▲2	154	12a	1	<b>Peter Boast</b>	KTM / Tigcraft / (690)	7	9:16.306	70.21		1:18.511	71.07	6	1:18.612	
2	▲2	74	12a	2	<b>Jamie O'Brien</b>	KTM / / (690)	7	9:21.088	69.61	<b>4.782</b>	4.782	1:18.602	70.99	5	1:18.886
3	▲2	59	12a	3	<b>Dan Ledger</b>	KTM / / (650)	7	9:24.312	69.22	<b>8.006</b>	3.224	1:18.396	71.18	6	1:18.995
4	▲3	102	12a	4	<b>Andrew Widdowson</b>	Honda / CRF-450R / (450)	7	9:28.128	68.75	<b>11.822</b>	3.816	1:19.649	70.06	3	1:19.724
5	▼3	100	8c	1	<b>Hefyn Owen</b>	Ducati / TTF1 / (750)	7	9:28.461	68.71	<b>12.155</b>	0.333	1:19.553	70.14	5	1:19.815
6	▼5	73	7c	1	<b>Gary Porter</b>	Rob North / Rocket-3 / (930)	7	9:31.795	68.31	<b>15.489</b>	3.334	1:19.994	69.76	4	1:20.127
7	▲27	42	12a	5	<b>Alex Sinclair</b>	Yamaha / BMR / (450)	7	9:36.029	67.81	<b>19.723</b>	4.234	1:19.160	70.49	6	1:19.667
8	▲4	9	12a	6	<b>William Grant</b>	KTM / RC / (372)	7	9:40.219	67.32	<b>23.913</b>	4.190	1:20.669	69.17	7	1:21.714
9	▼1	162	8c	2	<b>Darren Cooper</b>	Yamaha / FZ / (600)	7	9:41.502	67.17	<b>25.196</b>	1.283	1:21.553	68.42	5	1:22.232
10	▲9	16	12a	7	<b>Dean Widdowson</b>	KTM / RC / (390)	7	9:49.300	66.28	<b>32.994</b>	7.798	1:22.613	67.54	5	1:22.785
11	=	134	12a	8	<b>Oliver Bingham</b>	Yamaha / SR / (500)	7	9:49.532	66.26	<b>33.226</b>	0.232	1:21.298	68.64	7	1:21.832
12	▲3	111	12a	9	<b>Steven Colville</b>	KTM / RC / (390)	7	9:50.285	66.17	<b>33.979</b>	0.753	1:22.292	67.81	6	1:23.118
13	▼3	38	8c	3	<b>Rory Hill</b>	Yamaha / FZ / (599)	7	9:51.062	66.08	<b>34.756</b>	0.777	1:22.774	67.41	2	1:23.532
14	▼1	55	8c	4	<b>Chris Saltinstall</b>	Moto-Guzzi / Le-Mans / (1064)	7	9:57.278	65.40	<b>40.972</b>	6.216	1:24.164	66.30	2	1:24.237
15	▲1	69	12a	10	<b>Patrick Welch</b>	WRD / Supermono / (690)	7	9:57.471	65.38	<b>41.165</b>	0.193	1:23.684	66.68	3	1:23.756
16	▼7	30	8c	5	<b>Steven Panter</b>	Yamaha / FZ / (600)	7	10:01.450	64.94	<b>45.144</b>	3.979	1:24.406	66.11	3	1:24.652
17	▲23	199	8c	6	<b>John Paget</b>	Yamaha / FZ / (600)	7	10:05.589	64.50	<b>49.283</b>	4.139	1:22.991	67.24	7	1:23.895
18	=	84	8c	7	<b>Gareth Hilton</b>	Yamaha / FZ / (600)	7	10:06.892	64.36	<b>50.586</b>	1.303	1:23.819	66.57	6	1:24.619
19	▼5	36	12a	11	<b>Joseph Webb</b>	Duke / (690)	7	10:12.451	63.78	<b>56.145</b>	5.559	1:25.497	65.27	5	1:25.543
20	▼3	151	12a	12	<b>James Inman</b>	Harris / Honda-XR / (600)	7	10:16.457	63.36	<b>1:00.151</b>	4.006	1:26.135	64.78	3	1:26.347
21	▲3	99	8c	8	<b>Leon Lerego</b>	Yamaha / TZ / (750)	7	10:23.742	62.62	<b>1:07.436</b>	7.285	1:26.986	64.15	7	1:27.486
22	▲1	297	8c	9	<b>Peter Nicholls</b>	Yamaha / FZ / (600)	7	10:24.266	62.57	<b>1:07.960</b>	0.524	1:26.899	64.21	7	1:27.189
23	▼2	15	8c	10	<b>David Kett</b>	Yamaha / FZ / (600)	7	10:26.337	62.36	<b>1:10.031</b>	2.071	1:26.098	64.81	6	1:26.657
24	▲1	124	12a	13	<b>Steve Smith</b>	Suzuki / (450)	7	10:37.718	61.25	<b>1:21.412</b>	11.381	1:27.609	63.69	6	1:27.613
25	▲1	268	12a	14	<b>Mark Fairweather</b>	MZ / Skorpion / (660)	7	10:38.573	61.17	<b>1:22.267</b>	0.855	1:27.997	63.41	7	1:29.841
26	▼6	118	12a	15	<b>Brian Stroud</b>	KTM / Duke / (690)	7	10:40.244	61.01	<b>1:23.938</b>	1.671	1:28.755	62.87	7	1:29.411
27	▲3	14	12a	16	<b>Gary Widdowson</b>	KTM / / (690)	7	10:40.972	60.94	<b>1:24.666</b>	0.728	1:26.796	64.29	7	1:29.528
28	▼1	97	8c	11	<b>Shaun Mulligan</b>	BMW / R100 / (980)	7	10:43.558	60.69	<b>1:27.252</b>	2.586	1:29.038	62.67	6	1:29.865
29	=	89	8c	12	<b>Sam Broad</b>	P&M / Suzuki-TTF1 / (1085)	7	10:43.954	60.66	<b>1:27.648</b>	0.396	1:28.585	62.99	6	1:28.981
30	▼2	123	7c	2	<b>Ralph Coldwell</b>	Seeley / Norton / (920)	7	10:45.262	60.53	<b>1:28.956</b>	1.308	1:29.029	62.68	5	1:29.360
31	▲2	28	8c	13	<b>Oliver Wilson</b>	Yamaha / FZ / (750)	7	10:45.712	60.49	<b>1:29.406</b>	0.450	1:29.568	62.30	4	1:29.681
32	▼10	96	12a	17	<b>Matthew Welch</b>	WRD / Supermono / (690)	7	10:47.379	60.34	<b>1:31.073</b>	1.667	1:30.005	62.00	5	1:30.009
33	▼2	66	12a	18	<b>Dennis Mapp</b>	Yamaha / (640)	6	9:31.839	58.55	<b>1 Lap</b>	1 Lap	1:31.863	60.74	4	1:32.504
<b>Not Classified</b>															
		80	8c		<b>Trevor Moore</b>	Suzuki / GS / (694)	2	3:18.276	56.29	<b>Retired</b>		1:33.794	59.49	2	1:37.789
		39	8c		<b>Tony Hart</b>	Ducati / TTF1 / (750)	1	1:25.658	65.14	<b>Retired</b>		1:22.790	67.40	1	

12a - Best Lap : No.59 Dan Ledger - 1:18.396 / 92.5% of Race Winner's Speed : 64.95 mph  
 8c - Best Lap : No.100 Hefyn Owen - 1:19.553 / 92.5% of Race Winner's Speed : 63.56 mph  
 7c - Best Lap : No.73 Gary Porter - 1:19.994 / 92.5% of Race Winner's Speed : 63.19 mph

Leaders : No.154 Peter Boast (1-7)

Start Time : 04/09 - 15:00:39 / Flag Time : 15:09:55 / End Time : 15:11:26

Best lap : No.59 Dan Ledger 1:18.396 71.18 mph


Weather : Scattered cloud Air : 20°C Track : Dry

Previous Event Record : No.73 Gary Porter 1:20.105 69.66 mph



# Anglesey

## 4th & 5th Sept 2021



**1300,PC750,S.Mono**  
**(7c,8c,12a)**

**Race 6 (Saturday)**  
**Results 7 Laps = 10.850 miles**

**Document 4**

Rnk	No.	Class	Rnk	Rider	Entry	Laps	Time	mph	Gap	Interv.	Best lap	mph	In Lap	2nd Best	
<b>12a</b>															
1	=	154	12a	1	<b>Peter Boast</b>	KTM / Tigcraft / (690)	7	9:16.306	70.21		1:18.511	71.07	6	1:18.612	
2	=	74	12a	2	<b>Jamie O'Brien</b>	KTM / / (690)	7	9:21.088	69.61	<b>4.782</b>	4.782	1:18.602	70.99	5	1:18.886
3	=	59	12a	3	<b>Dan Ledger</b>	KTM / / (650)	7	9:24.312	69.22	<b>8.006</b>	3.224	1:18.396	71.18	6	1:18.995
4	=	102	12a	4	<b>Andrew Widdowson</b>	Honda / CRF-450R / (450)	7	9:28.128	68.75	<b>11.822</b>	3.816	1:19.649	70.06	3	1:19.724
5	▲ <sup>13</sup>	42	12a	5	<b>Alex Sinclair</b>	Yamaha / BMR / (450)	7	9:36.029	67.81	<b>19.723</b>	7.901	1:19.160	70.49	6	1:19.667
6	=	9	12a	6	<b>William Grant</b>	KTM / RC / (372)	7	9:40.219	67.32	<b>23.913</b>	4.190	1:20.669	69.17	7	1:21.714
7	▲ <sup>4</sup>	16	12a	7	<b>Dean Widdowson</b>	KTM / RC / (390)	7	9:49.300	66.28	<b>32.994</b>	9.081	1:22.613	67.54	5	1:22.785
8	▼ <sup>3</sup>	134	12a	8	<b>Oliver Bingham</b>	Yamaha / SR / (500)	7	9:49.532	66.26	<b>33.226</b>	0.232	1:21.298	68.64	7	1:21.832
9	▼ <sup>1</sup>	111	12a	9	<b>Steven Colville</b>	KTM / RC / (390)	7	9:50.285	66.17	<b>33.979</b>	0.753	1:22.292	67.81	6	1:23.118
10	▼ <sup>1</sup>	69	12a	10	<b>Patrick Welch</b>	WRD / Supermono / (690)	7	9:57.471	65.38	<b>41.165</b>	7.186	1:23.684	66.68	3	1:23.756
11	▼ <sup>4</sup>	36	12a	11	<b>Joseph Webb</b>	Duke / (690)	7	10:12.451	63.78	<b>56.145</b>	14.980	1:25.497	65.27	5	1:25.543
12	▼ <sup>2</sup>	151	12a	12	<b>James Inman</b>	Harris / Honda-XR / (600)	7	10:16.457	63.36	<b>1:00.151</b>	4.006	1:26.135	64.78	3	1:26.347
13	▲ <sup>1</sup>	124	12a	13	<b>Steve Smith</b>	Suzuki / (450)	7	10:37.718	61.25	<b>1:21.412</b>	21.261	1:27.609	63.69	6	1:27.613
14	▲ <sup>1</sup>	268	12a	14	<b>Mark Fairweather</b>	MZ / Skorpion / (660)	7	10:38.573	61.17	<b>1:22.267</b>	0.855	1:27.997	63.41	7	1:29.841
15	▼ <sup>3</sup>	118	12a	15	<b>Brian Stroud</b>	KTM / Duke / (690)	7	10:40.244	61.01	<b>1:23.938</b>	1.671	1:28.755	62.87	7	1:29.411
16	=	14	12a	16	<b>Gary Widdowson</b>	KTM / / (690)	7	10:40.972	60.94	<b>1:24.666</b>	0.728	1:26.796	64.29	7	1:29.528
17	▼ <sup>4</sup>	96	12a	17	<b>Matthew Welch</b>	WRD / Supermono / (690)	7	10:47.379	60.34	<b>1:31.073</b>	6.407	1:30.005	62.00	5	1:30.009
18	▼ <sup>1</sup>	66	12a	18	<b>Dennis Mapp</b>	Yamaha / (640)	6	9:31.839	58.55	<b>1 Lap</b>	1 Lap	1:31.863	60.74	4	1:32.504

12a - Best Lap : No.59 Dan Ledger - 1:18.396 / 92.5% of Race Winner's Speed : 64.95 mph

Rnk	No.	Class	Rnk	Rider	Entry	Laps	Time	mph	Gap	Interv.	Best lap	mph	In Lap	2nd Best	
<b>7c</b>															
1	=	73	7c	1	<b>Gary Porter</b>	Rob North / Rocket-3 / (930)	7	9:31.795	68.31		1:19.994	69.76	4	1:20.127	
2	=	123	7c	2	<b>Ralph Coldwell</b>	Seeley / Norton / (920)	7	10:45.262	60.53	<b>1:13.467</b>	1:13.467	1:29.029	62.68	5	1:29.360

7c - Best Lap : No.73 Gary Porter - 1:19.994 / 92.5% of Race Winner's Speed : 63.19 mph

Rnk	No.	Class	Rnk	Rider	Entry	Laps	Time	mph	Gap	Interv.	Best lap	mph	In Lap	2nd Best	
<b>8c</b>															
1	=	100	8c	1	<b>Hefyn Owen</b>	Ducati / TTF1 / (750)	7	9:28.461	68.71		1:19.553	70.14	5	1:19.815	
2	▲ <sup>1</sup>	162	8c	2	<b>Darren Cooper</b>	Yamaha / FZ / (600)	7	9:41.502	67.17	<b>13.041</b>	13.041	1:21.553	68.42	5	1:22.232
3	▲ <sup>2</sup>	38	8c	3	<b>Rory Hill</b>	Yamaha / FZ / (599)	7	9:51.062	66.08	<b>22.601</b>	9.560	1:22.774	67.41	2	1:23.532
4	▲ <sup>2</sup>	55	8c	4	<b>Chris Saltinstall</b>	Moto-Guzzi / Le-Mans / (1064)	7	9:57.278	65.40	<b>28.817</b>	6.216	1:24.164	66.30	2	1:24.237
5	▼ <sup>1</sup>	30	8c	5	<b>Steven Panter</b>	Yamaha / FZ / (600)	7	10:01.450	64.94	<b>32.989</b>	4.172	1:24.406	66.11	3	1:24.652
6	▲ <sup>12</sup>	199	8c	6	<b>John Paget</b>	Yamaha / FZ / (600)	7	10:05.589	64.50	<b>37.128</b>	4.139	1:22.991	67.24	7	1:23.895
7	=	84	8c	7	<b>Gareth Hilton</b>	Yamaha / FZ / (600)	7	10:06.892	64.36	<b>38.431</b>	1.303	1:23.819	66.57	6	1:24.619
8	▲ <sup>2</sup>	99	8c	8	<b>Leon Lerego</b>	Yamaha / TZ / (750)	7	10:23.742	62.62	<b>55.281</b>	16.850	1:26.986	64.15	7	1:27.486
9	=	297	8c	9	<b>Peter Nicholls</b>	Yamaha / FZ / (600)	7	10:24.266	62.57	<b>55.805</b>	0.524	1:26.899	64.21	7	1:27.189
10	▼ <sup>2</sup>	15	8c	10	<b>David Kett</b>	Yamaha / FZ / (600)	7	10:26.337	62.36	<b>57.876</b>	2.071	1:26.098	64.81	6	1:26.657
11	=	97	8c	11	<b>Shaun Mulligan</b>	BMW / R100 / (980)	7	10:43.558	60.69	<b>1:15.097</b>	17.221	1:29.038	62.67	6	1:29.865
12	=	89	8c	12	<b>Sam Broad</b>	P&M / Suzuki-TTF1 / (1085)	7	10:43.954	60.66	<b>1:15.493</b>	0.396	1:28.585	62.99	6	1:28.981
13	▲ <sup>1</sup>	28	8c	13	<b>Oliver Wilson</b>	Yamaha / FZ / (750)	7	10:45.712	60.49	<b>1:17.251</b>	1.758	1:29.568	62.30	4	1:29.681

Rnk	No.	Class	Rnk	Rider	Entry	Laps	Time	mph	Gap	Interv.	Best lap	mph	In Lap	2nd Best
<b>Not Classified</b>														
	80	8c		<b>Trevor Moore</b>	Suzuki / GS / (694)	2	3:18.276	56.29	<b>Retired</b>		1:33.794	59.49	2	1:37.789
	39	8c		<b>Tony Hart</b>	Ducati / TTF1 / (750)	1	1:25.658	65.14	<b>Retired</b>		1:22.790	67.40	1	

8c - Best Lap : No.100 Hefyn Owen - 1:19.553 / 92.5% of Race Winner's Speed : 63.56 mph

Leaders : No.154 Peter Boast (1-7)

Start Time : 04/09 - 15:00:39 / Flag Time : 15:09:55 / End Time : 15:11:26

Best lap : No.59 Dan Ledger 1:18.396 71.18 mph

Weather : Scattered cloud Air : 20°C Track : Dry

Previous Event Record : No.73 Gary Porter 1:20.105 69.66 mph

Timekeeper *Dave Jones*

Clerk of Course *H. Smith*

CRMC Anglesey 2021 (GBR) 04-05/09/2021

Page 2 / 2

Sports Timing Systems

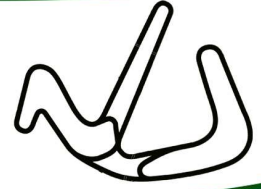
Apex Timing GoRacing





# Anglesey

## 4th & 5th Sept 2021



**1300,PC750,S.Mono  
(7c,8c,12a)**

**Race 6 (Saturday)  
Lap Chart**


For information purposes. No official / regulatory value

	1	2	3	4	5	6	7	8	9	10	11	12	13	14	15	16	17	18	19	20	21	22	23	24	25	26	27	28	29	30	31	32	33	34	35	36	37	38	39	40	41	
<b>Grid</b>	73	100	154	74	59	39	102	162	30	38	134	9		55	36	111	69	151	84	16	118	15	96	297	99	124	268	97	123	89	14	66	80	28	42	<del>34</del>	<del>51</del>	<del>112</del>	<del>157</del>	<del>198</del>	199	
<b>Start</b>	100	73	154	74	59	39	102	162	38	30	9	55	134	111	36	151	69	16	84	118	15	297	99	268	96	123	42	97	14	28	124	199	80	66	89							
<b>Lap 1</b> <small>Interval</small>	154	<del>36</del>	74	100	102	59	73	162	9	38	16	111	55	134	69	30	42	36	84	151	99	297	199	118	15	268	97	96	123	124	14	28	80	89	66							
		1.7	0.8	0.3	0.3	0.1	0.6	0.3	0.4	0.3	0.8	0.2	0.7	0.6	0.2	0.6	0.4	1.0	0.3	0.6	2.2	1.0	0.0	0.8	0.0	0.7	0.9	0.6	0.8	0.3	0.5	0.5	0.7	0.3	1.2							
<b>Lap 2</b>	154	74	102	59	100	73	162	9	38	16	111	55	42	134	69	30	36	84	151	199	99	297	118	15	268	96	97	124	123	14	28	89	<del>80</del>	66								
		3.7	0.8	0.4	0.5	1.6	0.8	0.2	0.9	1.4	0.2	1.4	0.2	0.2	1.7	0.3	3.4	0.3	0.9	1.9	0.9	1.3	3.5	0.2	0.5	0.4	1.6	0.9	0.6	0.6	0.8	0.4	1.7	1.9								
<b>Lap 3</b>	154	74	102	59	100	73	162	9	38	42	16	111	134	55	69	30	84	151	36	199	99	297	15	118	268	96	124	97	14	123	28	89	66									
		4.0	1.5	0.5	1.3	2.3	2.0	0.1	2.6	0.3	0.6	0.6	0.4	1.7	1.3	1.1	5.2	1.2	0.1	0.1	4.3	1.1	4.2	2.0	0.2	1.2	0.9	1.4	0.6	0.5	0.0	0.4	8.4									
<b>Lap 4</b>	154	74	102	59	100	73	162	9	42	38	16	111	134	55	69	30	84	199	36	151	99	297	15	268	118	124	96	97	14	28	123	89	66									
		4.1	2.3	0.7	1.1	2.5	4.3	0.1	0.4	3.6	0.4	0.4	3.4	0.2	0.4	2.0	6.5	0.3	1.4	0.3	5.9	1.1	3.6	4.3	1.1	1.0	0.1	1.3	0.6	0.3	1.0	0.1	9.9									
<b>Lap 5</b>	154	74	102	59	100	73	162	42	9	16	38	111	134	55	69	30	84	199	36	151	99	297	15	268	118	124	96	97	14	123	28	89	66									
		3.9	3.8	0.2	1.1	3.4	5.5	0.2	0.6	4.9	0.9	0.9	1.8	2.3	0.3	2.5	6.8	0.2	2.0	1.1	7.3	0.9	3.4	7.1	1.3	0.4	0.5	1.2	0.3	0.8	0.2	0.6	12.7									
<b>Lap 6</b>	154	74	59	102	100	73	42	162	9	16	111	38	134	55	69	30	84	199	36	151	99	297	15	124	268	118	97	96	14	123	89	28	<del>66</del>									
		4.4	3.5	2.2	0.4	3.6	4.6	2.8	0.3	6.9	0.3	0.3	1.0	4.7	0.3	2.9	6.0	0.3	3.7	2.9	7.5	0.6	2.3	10.4	0.4	0.9	1.8	0.3	0.4	0.6	0.1	1.0	15.8									
<b>Lap 7</b>	154	74	59	102	100	73	42	9	162	16	134	111	38	55	69	30	199	84	36	151	99	297	15	124	268	118	14	97	89	123	28	96										
		4.7	3.2	3.8	0.3	3.3	4.2	4.1	1.2	7.7	0.2	0.7	0.7	6.2	0.1	3.9	4.1	1.3	6.5	4.0	7.2	0.5	2.0	11.3	0.8	1.6	0.7	2.5	0.3	1.3	0.4	1.6										



# Anglesey

## 4th & 5th Sept 2021



**1300,PC750,S.Mono  
(7c,8c,12a)**

**Race 6 (Saturday)  
Analysis**

For information purposes. No official / regulatory value

Laps	Lap Time
<b>No.9 William Grant</b>	
1	1:25.158
2	1:22.158
3	1:22.307
4	1:22.361
5	1:22.218
6	1:21.714
7	1:20.669

<b>No.14 Gary Widdowson</b>	
1	1:36.850
2	1:32.161
3	1:29.864
4	1:29.886
5	1:29.575
6	1:29.528
7	1:26.796

<b>No.15 David Kett</b>	
1	1:33.727
2	1:31.344
3	1:28.120
4	1:27.793
5	1:27.182
6	1:26.098
7	1:26.657

<b>No.16 Dean Widdowson</b>	
1	1:24.888
2	1:23.383
3	1:23.549
4	1:23.267
5	1:22.613
6	1:23.758
7	1:22.785

<b>No.28 Oliver Wilson</b>	
1	1:37.222
2	1:32.450
3	1:29.681
4	1:29.568
5	1:30.355
6	1:30.222
7	1:29.738

<b>No.30 Steven Panter</b>	
1	1:28.861
2	1:25.221
3	1:24.406
4	1:24.717
5	1:24.776
6	1:24.652
7	1:25.186

<b>No.36 Joseph Webb</b>	
1	1:29.263

Laps	Lap Time
2	1:27.215
3	1:27.565
4	1:26.509
5	1:25.497
6	1:25.543
7	1:26.151

<b>No.38 Rory Hill</b>	
1	1:25.644
2	1:22.774
3	1:24.010
4	1:23.826
5	1:23.928
6	1:23.532
7	1:23.860

<b>No.39 Tony Hart</b>	
1	1:22.790

<b>No.42 Alex Sinclair</b>	
1	1:26.716
2	1:22.386
3	1:20.931
4	1:19.800
5	1:21.127
6	1:19.160
7	1:19.667

<b>No.55 Chris Saltinstall</b>	
1	1:27.000
2	1:24.164
3	1:24.577
4	1:24.645
5	1:24.437
6	1:24.237
7	1:24.311

<b>No.59 Dan Ledger</b>	
1	1:24.563
2	1:20.258
3	1:19.752
4	1:19.965
5	1:19.580
6	1:18.396
7	1:18.995

<b>No.66 Dennis Mapp</b>	
1	1:39.246
2	1:34.167
3	1:34.562
4	1:31.863
5	1:32.504
6	1:32.718

<b>No.69 Patrick Welch</b>	
1	1:27.090
2	1:25.446

Laps	Lap Time
3	1:23.684
4	1:23.756
5	1:24.313
6	1:24.235
7	1:24.165

<b>No.73 Gary Porter</b>	
1	1:26.711
2	1:21.761
3	1:21.280
4	1:19.994
5	1:20.402
6	1:20.182
7	1:20.127

<b>No.74 Jamie O'Brien</b>	
1	1:24.009
2	1:19.793
3	1:18.964
4	1:18.886
5	1:18.602
6	1:18.980
7	1:19.312

<b>No.80 Trevor Moore</b>	
1	1:37.789
2	1:33.794

<b>No.84 Gareth Hilton</b>	
1	1:29.051
2	1:27.257
3	1:25.864
4	1:25.992
5	1:25.068
6	1:23.819
7	1:24.619

<b>No.89 Sam Broad</b>	
1	1:37.937
2	1:31.745
3	1:29.689
4	1:30.383
5	1:29.749
6	1:28.585
7	1:28.981

<b>No.96 Matthew Welch</b>	
1	1:35.551
2	1:30.009
3	1:30.672
4	1:30.900
5	1:30.005
6	1:30.611
7	1:33.683

<b>No.97 Shaun Mulligan</b>	
1	1:34.585



# Anglesey

## 4th & 5th Sept 2021



**1300,PC750,S.Mono  
(7c,8c,12a)**

**Race 6 (Saturday)  
Analysis**

For information purposes. No official / regulatory value

Laps	Lap Time
2	1:32.266
3	1:31.399
4	1:29.893
5	1:29.865
6	1:29.038
7	1:30.227
<b>No.99 Leon Lerego</b>	
1	1:31.285
2	1:28.179
3	1:27.960
4	1:28.304
5	1:27.712
6	1:27.486
7	1:26.986
<b>No.100 Hefyn Owen</b>	
1	1:25.733
2	1:21.301
3	1:20.522
4	1:19.815
5	1:19.553
6	1:19.954
7	1:20.441
<b>No.102 Andrew Widdowson</b>	
1	1:24.342
2	1:19.988
3	1:19.649
4	1:19.724
5	1:20.110
6	1:20.839
7	1:20.604
<b>No.111 Steven Colville</b>	
1	1:25.557
2	1:23.401
3	1:23.888
4	1:23.118
5	1:23.968
6	1:22.292
7	1:23.412
<b>No.118 Brian Stroud</b>	
1	1:33.745
2	1:31.189
3	1:30.342
4	1:31.301
5	1:30.156
6	1:29.411
7	1:28.755
<b>No.123 Ralph Coldwell</b>	
1	1:36.152
2	1:32.395
3	1:31.016

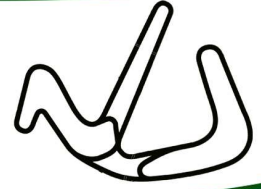
Laps	Lap Time
4	1:30.743
5	1:29.029
6	1:29.360
7	1:30.396
<b>No.124 Steve Smith</b>	
1	1:36.157
2	1:31.437
3	1:29.002
4	1:29.847
5	1:29.550
6	1:27.609
7	1:27.613
<b>No.134 Oliver Bingham</b>	
1	1:27.661
2	1:24.009
3	1:22.311
4	1:26.105
5	1:22.381
6	1:21.832
7	1:21.298
<b>No.151 James Inman</b>	
1	1:30.141
2	1:27.571
3	1:26.135
4	1:26.957
5	1:26.347
6	1:27.297
7	1:27.248
<b>No.154 Peter Boast</b>	
1	1:21.623
2	1:18.612
3	1:18.732
4	1:18.746
5	1:18.806
6	1:18.511
7	1:18.951
<b>No.162 Darren Cooper</b>	
1	1:25.149
2	1:22.319
3	1:22.468
4	1:22.292
5	1:21.553
6	1:22.232
7	1:22.277
<b>No.199 John Paget</b>	
1	1:31.612
2	1:26.156
3	1:24.477
4	1:24.900
5	1:24.932

Laps	Lap Time
6	1:23.895
7	1:22.991
<b>No.268 Mark Fairweather</b>	
1	1:33.982
2	1:31.155
3	1:29.841
4	1:29.872
5	1:29.930
6	1:29.856
7	1:27.997
<b>No.297 Peter Nicholls</b>	
1	1:32.445
2	1:28.512
3	1:27.697
4	1:28.356
5	1:27.434
6	1:27.189
7	1:26.899



# Anglesey

## 4th & 5th Sept 2021



**1300,PC750,S.Mono  
(7c,8c,12a)**

**Race 6 (Saturday)  
Starting Grid**

**Document 3**

<b>14</b>		<b>198 William Paget</b> Yamaha / FZ / (600)	<b>199 John Paget</b> Yamaha / FZ / (600)	
<b>13</b>	<b>51 Nigel Clark</b> Moto-Guzzi / Le-Mans / (1094)	<b>112 Eddy Wormald</b> Yamaha / FZ / (600)	<b>157 Barry Jones</b> Yamaha / SZR / (660)	
<b>12</b>		<b>28 Oliver Wilson</b> Yamaha / FZ / (750)	<b>42 Alex Sinclair</b> Yamaha / BMR / (450)	<b>44 George Hogton-Rusling</b> Herberg / BSA / (930)
<b>11</b>	<b>14 Gary Widdowson</b> KTM / / (690)	<b>66 Dennis Mapp</b> Yamaha / (640)	<b>80 Trevor Moore</b> Suzuki / GS / (694)	
<b>10</b>		<b>97 Shaun Mulligan</b> BMW / R100 / (980)	<b>123 Ralph Coldwell</b> Seeley / Norton / (920)	<b>89 Sam Broad</b> P&M / Suzuki-TTF1 / (1085)
<b>9</b>	<b>99 Leon Lerego</b> Yamaha / TZ / (750)	<b>124 Steve Smith</b> Suzuki / (450)	<b>268 Mark Fairweather</b> MZ / Skorpion / (660)	
<b>8</b>		<b>15 David Kett</b> Yamaha / FZ / (600)	<b>96 Matthew Welch</b> WRD / Supermono / (690)	<b>297 Peter Nicholls</b> Yamaha / FZ / (600)
<b>7</b>	<b>84 Gareth Hilton</b> Yamaha / FZ / (600)	<b>16 Dean Widdowson</b> KTM / RC / (390)	<b>118 Brian Stroud</b> KTM / Duke / (690)	
<b>6</b>		<b>111 Steven Colville</b> KTM / RC / (390)	<b>69 Patrick Welch</b> WRD / Supermono / (690)	<b>151 James Inman</b> Harris / Honda-XR / (600)
<b>5</b>		<b>55 Chris Saltinstall</b> Moto-Guzzi / Le-Mans / (1064)	<b>36 Joseph Webb</b> Duke / (690)	
<b>4</b>		<b>38 Rory Hill</b> Yamaha / FZ / (599)	<b>134 Oliver Bingham</b> Yamaha / SR / (500)	<b>9 William Grant</b> KTM / RC / (372)
<b>3</b>	<b>102 Andrew Widdowson</b> Honda / CRF-450R / (450)	<b>162 Darren Cooper</b> Yamaha / FZ / (600)	<b>30 Steven Panter</b> Yamaha / FZ / (600)	
<b>2</b>		<b>74 Jamie O'Brien</b> KTM / / (690)	<b>59 Dan Ledger</b> KTM / / (650)	<b>39 Tony Hart</b> Ducati / TTF1 / (750)
<b>1</b>	<b>73 Gary Porter</b> Rob North / Rocket-3 / (930)	<b>100 Hefyn Owen</b> Ducati / TTF1 / (750)	<b>154 Peter Boast</b> KTM / Tigcraft / (690)	

**POLE POSITION**



Start : 04/09 - 14:27 7 Laps = 10.850 miles

CRMC Anglesey 2021 (GBR) 04-05/09/2021

Sports Timing Systems

Page 1 / 1

Apex Timing GoRacing

