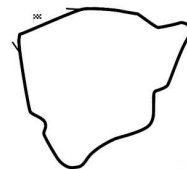




Castle Combe

21st & 22nd Aug 2021



1300,PC750,S.Mono
(7c,8c,12a)

Race 26 (Sunday)
Results 7 Laps = 12.950 miles

Document 6

Rnk	No.	Class	Rnk	Rider	Entry	Laps	Time	mph	Gap	Interv.	Best lap	mph	In Lap	2nd Best	
1	▲35	39	8c	1	Tony Hart	Ducati / TTF1 / (750)	7	9:43.170	79.94		1:20.886	82.34	7	1:20.893	
2	▲12	33	12a	1	Andy Pike	KTM / / (690)	7	9:47.724	79.32	4.554	4.554	1:21.124	82.10	6	1:21.265
3	▲2	411	8c	2	Steve Mason	Ducati / TT1 / (750)	7	9:49.991	79.02	6.821	2.267	1:21.776	81.44	5	1:22.939
4	▼3	42	12a	2	Alex Sinclair	Yamaha / BMR / (450)	7	9:50.124	79.00	6.954	0.133	1:22.224	81.00	5	1:22.920
5	▼2	83	12a	3	Tom Blackwell	Kramer / HR2 / (690)	7	9:52.743	78.65	9.573	2.619	1:23.475	79.78	5	1:23.518
6	▼4	102	12a	4	Andrew Widdowson	Honda / CRF / (450)	7	9:55.858	78.24	12.688	3.115	1:22.941	80.30	5	1:23.331
7	=	73	7c	1	Gary Porter	Rob-North / Rocket-3 / (930)	7	10:05.603	76.98	22.433	9.745	1:24.591	78.73	2	1:24.659
8	=	100	8c	3	Hefyn Owen	Ducati / TT1 / (750)	7	10:10.875	76.32	27.705	5.272	1:25.253	78.12	6	1:25.471
9	▼3	112	8c	4	Eddy Wormald	Yamaha / FZ / (600)	7	10:20.888	75.09	37.718	10.013	1:26.724	76.80	5	1:27.224
10	▲2	134	12a	5	Oliver Bingham	Yamaha / SR / (500)	7	10:22.758	74.86	39.588	1.870	1:26.720	76.80	6	1:27.012
11	▼1	111	12a	6	Steven Colville	KTM / RC / (390)	7	10:22.903	74.84	39.733	0.145	1:27.533	76.09	7	1:27.956
12	▼3	199	8c	5	John Paget	Yamaha / FZ / (600)	7	10:23.289	74.80	40.119	0.386	1:27.089	76.47	2	1:27.514
13	=	99	8c	6	Leon Lerego	Yamaha / TZ / (750)	7	10:33.101	73.64	49.931	9.812	1:27.189	76.39	4	1:27.715
14	▲1	55	8c	7	Chris Saltinstall	Moto-Guzzi / Le-Mans / (1064)	7	10:33.587	73.58	50.417	0.486	1:27.883	75.78	7	1:28.059
15	▲16	72	7c	2	Graham Williams	Seeley / Weslake / (900)	7	10:34.971	73.42	51.801	1.384	1:27.061	76.50	5	1:27.496
16	▲14	18	8c	8	Mike Condliffe	Ducati / TT / (748)	7	10:39.267	72.93	56.097	4.296	1:27.660	75.98	7	1:27.838
17	▲3	41	8c	9	Mark George	Ducati / TT1 / (748)	7	10:43.045	72.50	59.875	3.778	1:27.721	75.92	7	1:28.657
18	▼7	38	8c	10	Rory Hill	Yamaha / FZ / (599)	7	10:44.482	72.34	1:01.312	1.437	1:30.162	73.87	7	1:30.229
19	▲23	48	8c	11	Neil Smith	P&M / Kawasaki / (1260)	7	10:45.519	72.22	1:02.349	1.037	1:29.189	74.67	2	1:29.702
20	▲5	63	12a	7	Tim Oliver	KTM / SMR / (450)	7	10:45.644	72.21	1:02.474	0.125	1:30.168	73.86	6	1:30.389
21	▲2	36	12a	8	Joseph Webb	KTM / Duke / (690)	7	10:46.655	72.09	1:03.485	1.011	1:29.410	74.49	6	1:29.988
22	▲2	133	7c	3	Mark West	Rob-North / Triumph / (750)	7	10:48.439	71.90	1:05.269	1.784	1:29.251	74.62	7	1:30.377
23	▲9	69	12a	9	Patrick Welch	W.R.D. / Supermono / (690)	7	10:50.462	71.67	1:07.292	2.023	1:28.764	75.03	7	1:28.828
24	▲5	162	8c	12	Darren Cooper	Yamaha / FZ / (600)	7	10:50.800	71.63	1:07.630	0.338	1:28.535	75.22	7	1:29.327
25	▼7	151	12a	10	James Inman	Harris-Honda / XR / (600)	7	10:52.399	71.46	1:09.229	1.599	1:30.220	73.82	2	1:30.791
26	▼4	61	8c	13	David Williams	Yamaha / FZ / (600)	7	10:53.369	71.35	1:10.199	0.970	1:30.914	73.26	6	1:30.951
27	▲10	30	8c	14	Steven Panter	Yamaha / FZ / (600)	7	10:54.836	71.19	1:11.666	1.467	1:29.918	74.07	7	1:30.499
28	=	26	8c	15	Michael Blake	Yamaha / FZ / (599)	7	10:55.158	71.16	1:11.988	0.322	1:30.576	73.53	7	1:30.589
29	▲10	3	12a	11	Jason Stubbs	Yamaha / SZR / (660)	7	10:55.471	71.12	1:12.301	0.313	1:30.000	74.00	7	1:30.202
30	▼4	84	8c	16	Gareth Hilton	Yamaha / FZ / (600)	7	11:05.103	70.09	1:21.933	9.632	1:31.243	72.99	7	1:32.505
31	▼15	118	12a	12	Brian Stroud	KTM / Duke / (690)	7	11:06.902	69.91	1:23.732	1.799	1:32.349	72.12	3	1:32.845
32	▼13	123	7c	4	Ralph Coldwell	Seeley / Norton / (920)	7	11:07.078	69.89	1:23.908	0.176	1:31.898	72.47	4	1:32.874
33	▲1	268	12a	13	Mark Fairweather	MZ / Skorpion / (660)	7	11:08.034	69.79	1:24.864	0.956	1:32.153	72.27	6	1:32.319
34	▲10	89	8c	17	Sam Broad	P&M / Suzuki-TTF1 / (1085)	7	11:11.788	69.40	1:28.618	3.754	1:32.527	71.98	7	1:32.651
35	▼18	158	12a	14	Neil Bagley	Yamaha / SZR / (660)	7	11:14.979	69.07	1:31.809	3.191	1:34.257	70.66	3	1:34.345
36	▼3	14	12a	15	Gary Widdowson	KTM / (690)	6	9:52.902	67.40	1 Lap	1 Lap	1:35.365	69.84	2	1:35.657
37	▼10	97	8c	18	Shaun Mulligan	BMW / R100 / (980)	6	9:55.758	67.07	1 Lap	2.856	1:33.388	71.32	6	1:34.983
38	▼17	297	8c	19	Peter Nicholls	Yamaha / FZ / (599)	6	9:58.030	66.82	1 Lap	2.272	1:35.109	70.02	6	1:35.924
39	▼1	51	8c	20	Nigel Clark	Moto-Guzzi / Le-Mans / (1094)	6	10:05.699	65.97	1 Lap	7.669	1:36.392	69.09	4	1:37.151
40	▼5	96	12a	16	Matthew Welch	WRD / Supermono / (690)	6	10:20.950	64.35	1 Lap	15.251	1:39.854	66.70	3	1:40.536

Not Classified															
		59	12a		Dan Ledger	KTM / / (650)	3	4:24.538	75.53	Retired		1:24.949	78.40	2	1:27.826

8c - Best Lap : No.39 Tony Hart - 1:20.886 / 92.5% of Race Winner's Speed : 73.95 mph
 12a - Best Lap : No.33 Andy Pike - 1:21.124 / 92.5% of Race Winner's Speed : 73.37 mph
 7c - Best Lap : No.73 Gary Porter - 1:24.591 / 92.5% of Race Winner's Speed : 71.21 mph

Leaders : No.83 Tom Blackwell (1-3) / No.39 Tony Hart (4-7)

Start Time : 22/08 - 11:02:55 / Flag Time : 11:12:38 / End Time : 11:14:10

Best lap : No.39 Tony Hart 1:20.886 82.34 mph

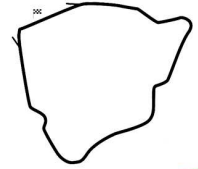
Weather : Sunny Air : 18°C Track : Dry

Previous Event Record : No.42 Alex Sinclair 1:31.865 72.50 mph



Castle Combe

21st & 22nd Aug 2021



**1300,PC750,S.Mono
(7c,8c,12a)**

**Race 26 (Sunday)
Results 7 Laps = 12.950 miles**

Document 6

Rnk	No.	Class	Rnk	Rider	Entry	Laps	Time	mph	Gap	Interv.	Best lap	mph	In Lap	2nd Best	
12a															
1	▲6	33	12a	1	Andy Pike	KTM / / (690)	7	9:47.724	79.32		1:21.124	82.10	6	1:21.265	
2	▼1	42	12a	2	Alex Sinclair	Yamaha / BMR / (450)	7	9:50.124	79.00	2.400	2.400	1:22.224	81.00	5	1:22.920
3	=	83	12a	3	Tom Blackwell	Kramer / HR2 / (690)	7	9:52.743	78.65	5.019	2.619	1:23.475	79.78	5	1:23.518
4	▼2	102	12a	4	Andrew Widdowson	Honda / CRF / (450)	7	9:55.858	78.24	8.134	3.115	1:22.941	80.30	5	1:23.331
5	▲1	134	12a	5	Oliver Bingham	Yamaha / SR / (500)	7	10:22.758	74.86	35.034	26.900	1:26.720	76.80	6	1:27.012
6	▼1	111	12a	6	Steven Colville	KTM / RC / (390)	7	10:22.903	74.84	35.179	0.145	1:27.533	76.09	7	1:27.956
7	▲5	63	12a	7	Tim Oliver	KTM / SMR / (450)	7	10:45.644	72.21	57.920	22.741	1:30.168	73.86	6	1:30.389
8	▲3	36	12a	8	Joseph Webb	KTM / Duke / (690)	7	10:46.655	72.09	58.931	1.011	1:29.410	74.49	6	1:29.988
9	▲4	69	12a	9	Patrick Welch	W.R.D. / Supermono / (690)	7	10:50.462	71.67	1:02.738	3.807	1:28.764	75.03	7	1:28.828
10	=	151	12a	10	James Inman	Harris-Honda / XR / (600)	7	10:52.399	71.46	1:04.675	1.937	1:30.220	73.82	2	1:30.791
11	▲6	3	12a	11	Jason Stubbs	Yamaha / SZR / (660)	7	10:55.471	71.12	1:07.747	3.072	1:30.000	74.00	7	1:30.202
12	▼4	118	12a	12	Brian Stroud	KTM / Duke / (690)	7	11:06.902	69.91	1:19.178	11.431	1:32.349	72.12	3	1:32.845
13	▲2	268	12a	13	Mark Fairweather	MZ / Skorpion / (660)	7	11:08.034	69.79	1:20.310	1.132	1:32.153	72.27	6	1:32.319
14	▼5	158	12a	14	Neil Bagley	Yamaha / SZR / (660)	7	11:14.979	69.07	1:27.255	6.945	1:34.257	70.66	3	1:34.345
15	▼1	14	12a	15	Gary Widdowson	KTM / (690)	6	9:52.902	67.40	1 Lap	1 Lap	1:35.365	69.84	2	1:35.657
16	=	96	12a	16	Matthew Welch	WRD / Supermono / (690)	6	10:20.950	64.35	1 Lap	28.048	1:39.854	66.70	3	1:40.536

Not Classified															
		59	12a		Dan Ledger	KTM / / (650)	3	4:24.538	75.53	Retired		1:24.949	78.40	2	1:27.826

12a - Best Lap : No.33 Andy Pike - 1:21.124 / 92.5% of Race Winner's Speed : 73.37 mph

7c															
1	=	73	7c	1	Gary Porter	Rob-North / Rocket-3 / (930)	7	10:05.603	76.98		1:24.591	78.73	2	1:24.659	
2	▲2	72	7c	2	Graham Williams	Seeley / Weslake / (900)	7	10:34.971	73.42	29.368	29.368	1:27.061	76.50	5	1:27.496
3	=	133	7c	3	Mark West	Rob-North / Triumph / (750)	7	10:48.439	71.90	42.836	13.468	1:29.251	74.62	7	1:30.377
4	▼2	123	7c	4	Ralph Coldwell	Seeley / Norton / (920)	7	11:07.078	69.89	1:01.475	18.639	1:31.898	72.47	4	1:32.874

7c - Best Lap : No.73 Gary Porter - 1:24.591 / 92.5% of Race Winner's Speed : 71.21 mph

8c															
1	▲15	39	8c	1	Tony Hart	Ducati / TTF1 / (750)	7	9:43.170	79.94		1:20.886	82.34	7	1:20.893	
2	▼1	411	8c	2	Steve Mason	Ducati / TT1 / (750)	7	9:49.991	79.02	6.821	6.821	1:21.776	81.44	5	1:22.939
3	=	100	8c	3	Hefyn Owen	Ducati / TT1 / (750)	7	10:10.875	76.32	27.705	20.884	1:25.253	78.12	6	1:25.471
4	▼2	112	8c	4	Eddy Wormald	Yamaha / FZ / (600)	7	10:20.888	75.09	37.718	10.013	1:26.724	76.80	5	1:27.224
5	▼1	199	8c	5	John Paget	Yamaha / FZ / (600)	7	10:23.289	74.80	40.119	2.401	1:27.089	76.47	2	1:27.514
6	=	99	8c	6	Leon Lerego	Yamaha / TZ / (750)	7	10:33.101	73.64	49.931	9.812	1:27.189	76.39	4	1:27.715
7	=	55	8c	7	Chris Saltinstall	Moto-Guzzi / Le-Mans / (1064)	7	10:33.587	73.58	50.417	0.486	1:27.883	75.78	7	1:28.059
8	▲7	18	8c	8	Mike Condliffe	Ducati / TT / (748)	7	10:39.267	72.93	56.097	5.680	1:27.660	75.98	7	1:27.838
9	▼1	41	8c	9	Mark George	Ducati / TT1 / (748)	7	10:43.045	72.50	59.875	3.778	1:27.721	75.92	7	1:28.657
10	▼5	38	8c	10	Rory Hill	Yamaha / FZ / (599)	7	10:44.482	72.34	1:01.312	1.437	1:30.162	73.87	7	1:30.229
11	▲8	48	8c	11	Neil Smith	P&M / Kawasaki / (1260)	7	10:45.519	72.22	1:02.349	1.037	1:29.189	74.67	2	1:29.702
12	▲2	162	8c	12	Darren Cooper	Yamaha / FZ / (600)	7	10:50.800	71.63	1:07.630	5.281	1:28.535	75.22	7	1:29.327
13	▼3	61	8c	13	David Williams	Yamaha / FZ / (600)	7	10:53.369	71.35	1:10.199	2.569	1:30.914	73.26	6	1:30.951
14	▲3	30	8c	14	Steven Panter	Yamaha / FZ / (600)	7	10:54.836	71.19	1:11.666	1.467	1:29.918	74.07	7	1:30.499
15	▼2	26	8c	15	Michael Blake	Yamaha / FZ / (599)	7	10:55.158	71.16	1:11.988	0.322	1:30.576	73.53	7	1:30.589
16	▼5	84	8c	16	Gareth Hilton	Yamaha / FZ / (600)	7	11:05.103	70.09	1:21.933	9.945	1:31.243	72.99	7	1:32.505
17	▲4	89	8c	17	Sam Broad	P&M / Suzuki-TTF1 / (1085)	7	11:11.788	69.40	1:28.618	6.685	1:32.527	71.98	7	1:32.651
18	▼6	97	8c	18	Shaun Mulligan	BMW / R100 / (980)	6	9:55.758	67.07	1 Lap	1 Lap	1:33.388	71.32	6	1:34.983
19	▼10	297	8c	19	Peter Nicholls	Yamaha / FZ / (599)	6	9:58.030	66.82	1 Lap	2.272	1:35.109	70.02	6	1:35.924
20	▼2	51	8c	20	Nigel Clark	Moto-Guzzi / Le-Mans / (1094)	6	10:05.699	65.97	1 Lap	7.669	1:36.392	69.09	4	1:37.151

8c - Best Lap : No.39 Tony Hart - 1:20.886 / 92.5% of Race Winner's Speed : 73.95 mph

Start Time : 22/08 - 11:02:55 / Flag Time : 11:12:38 / End Time : 11:14:10
 Weather : Sunny Air : 18°C Track : Dry
 Leaders : No.83 Tom Blackwell (1-3) / No.39 Tony Hart (4-7)
 Best lap : No.39 Tony Hart 1:20.886 82.34 mph
 Previous Event Record : No.42 Alex Sinclair 1:31.865 72.50 mph

Timekeeper *Dave Jones* Timekeeper *[Signature]* Clerk of Course *[Signature]*

CRMC Castle Combe 2021 (GBR) 21-22/08/2021

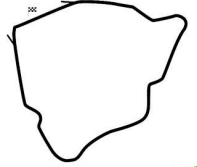
Sports Timing Systems





Castle Combe

21st & 22nd Aug 2021



**1300,PC750,S.Mono
(7c,8c,12a)**

**Race 26 (Sunday)
Lap Chart**

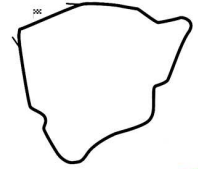
For information purposes. No official / regulatory value

	1	2	3	4	5	6	7	8	9	10	11	12	13	14	15	16	17	18	19	20	21	22	23	24	25	26	27	28	29	30	31	32	33	34	35	36	37	38	39	40	41	42	43	44	45	
Grid	42	102	83	59	411	112	73	100	199	111	38	134		99	33	55	118	158	151	123	41	297	61	36	133	63	84	97	26	162	18	72	69	14	268	96	39	30	51	3	36	44	48	87	89	
Start	42	102	83	112	59	411	100	73	199	111	38	134	33	55	158	99	41	63	151	118	133	123	61	72	84	162	36	297	26	97	39	268	18	14	69	3	30	96	48	89	51					
Lap 1 Interval	83	42	411	102	59	39	100	73	111	112	33	199	134	55	151	38	72	63	36	99	41	133	61	118	26	162	48	18	158	30	69	3	123	84	268	14	89	97	297	96	51					
	0.0	0.9	0.7	0.5	1.6	0.1	0.3	1.0	0.3	0.1	1.1	0.2	1.7	0.2	0.8	0.4	0.6	1.3	0.3	0.4	0.8	0.4	0.3	0.4	0.3	0.4	0.3	0.0	0.3	0.8	0.3	0.2	0.4	1.0	0.4	0.1	1.4	0.8	1.3	1.8	1.4	0.4				
Lap 2	83	42	411	102	39	59	73	33	100	111	112	199	134	151	55	72	38	99	63	36	41	48	133	18	61	118	26	30	162	69	158	123	3	84	268	14	89	297	97	51	96					
	0.3	0.3	1.5	0.1	1.2	1.8	0.2	2.7	1.3	0.2	0.4	1.8	3.5	0.8	0.2	0.9	1.0	0.5	1.4	0.1	0.2	0.8	0.9	0.6	1.6	0.2	0.2	0.3	0.1	1.3	0.5	0.2	1.2	0.2	2.5	0.6	6.6	1.0	0.4	3.1						
Lap 3	83	42	411	39	102	33	73	59	100	111	112	199	134	55	151	72	99	38	63	48	36	18	41	133	61	118	26	162	30	69	3	158	123	84	268	89	14	297	97	51	96					
	0.1	0.3	0.1	2.0	0.5	4.3	0.1	3.3	3.1	0.2	0.5	1.9	5.8	1.0	0.6	1.0	0.4	0.3	1.5	1.0	0.6	0.9	0.4	0.5	2.8	0.4	0.5	0.1	0.2	1.9	1.0	0.1	0.5	0.5	2.8	2.1	8.8	0.8	1.0	5.5						
Lap 4	39	83	42	411	33	102	73	100	111	112	199	134	55	99	151	72	38	63	18	48	36	41	133	61	162	26	69	30	3	118	123	84	268	158	89	14	297	97	51	96						
	2.2	0.2	0.3	0.5	0.7	7.4	3.0	5.7	0.2	0.5	1.8	7.1	0.6	1.9	0.2	1.8	0.3	1.2	1.2	0.4	0.4	1.1	1.3	3.0	0.3	0.1	0.5	1.2	1.1	1.1	1.3	1.2	1.6	1.7	5.7	7.9	0.3	1.3	10.2							
Lap 5	39	411	42	83	33	102	73	100	112	111	199	134	99	55	72	18	38	63	151	48	41	36	133	61	69	162	26	30	3	118	123	84	268	158	89	14	97	297	51	96						
	3.6	0.1	1.0	0.1	1.1	9.1	4.5	6.5	1.3	0.4	0.9	8.4	0.4	1.0	5.0	0.3	0.8	0.7	0.4	0.6	0.5	1.4	1.8	1.5	0.7	1.0	0.3	0.9	5.6	0.2	0.2	2.2	2.3	0.7	9.2	6.4	0.5	2.9	13.6							
Lap 6	39	33	411	42	83	102	73	100	112	111	134	199	99	55	72	18	38	63	41	48	36	133	151	61	69	162	26	30	3	118	84	123	268	89	158	34	97	297	51	96						
	3.4	0.4	0.1	1.6	1.9	10.5	4.2	8.9	1.7	0.0	0.3	9.1	0.7	1.7	4.1	2.7	0.7	0.2	0.4	0.8	2.5	0.7	1.5	0.1	0.5	2.3	0.3	0.5	8.2	0.1	0.3	1.5	3.5	0.9	12.6	2.8	2.2	7.6	15.2							
Lap 7	39	33	411	42	83	102	73	100	112	134	111	199	99	55	72	18	41	38	48	63	36	133	69	162	151	61	30	26	3	84	118	123	268	89	158											
	4.5	2.2	0.1	2.6	3.1	9.7	5.2	10.0	1.8	0.1	0.3	9.8	0.4	1.3	4.2	3.7	1.4	1.0	0.1	1.0	1.7	2.0	0.3	1.5	0.9	1.4	0.3	0.3	9.6	1.7	0.1	0.9	3.7	3.1												



Castle Combe

21st & 22nd Aug 2021



**1300,PC750,S.Mono
(7c,8c,12a)**

**Race 26 (Sunday)
Analysis**

For information purposes. No official / regulatory value

Laps	Lap Time
No.3 Jason Stubbs	
1	1:41.763
2	1:34.396
3	1:32.389
4	1:30.784
5	1:30.202
6	1:30.212
7	1:30.000
No.14 Gary Widdowson	
1	1:45.167
2	1:35.365
3	1:35.657
4	1:37.459
5	1:36.900
6	1:36.993
No.18 Mike Condliffe	
1	1:40.355
2	1:30.680
3	1:29.949
4	1:28.730
5	1:28.753
6	1:27.838
7	1:27.660
No.26 Michael Blake	
1	1:40.034
2	1:33.910
3	1:32.543
4	1:31.708
5	1:30.854
6	1:30.589
7	1:30.576
No.30 Steven Panter	
1	1:41.129
2	1:32.288
3	1:32.925
4	1:31.770
5	1:30.499
6	1:30.577
7	1:29.918
No.33 Andy Pike	
1	1:32.389
2	1:23.338
3	1:21.265
4	1:21.949
5	1:22.595
6	1:21.124
7	1:21.986
No.36 Joseph Webb	
1	1:37.205
2	1:32.046

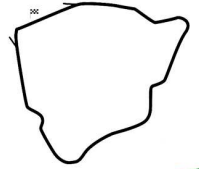
Laps	Lap Time
3	1:31.573
4	1:31.024
5	1:30.557
6	1:29.410
7	1:29.988
No.38 Rory Hill	
1	1:37.051
2	1:31.413
3	1:31.566
4	1:30.734
5	1:30.667
6	1:30.229
7	1:30.162
No.39 Tony Hart	
1	1:28.183
2	1:22.031
3	1:21.986
4	1:21.268
5	1:20.893
6	1:22.663
7	1:20.886
No.41 Mark George	
1	1:39.133
2	1:31.342
3	1:32.951
4	1:29.980
5	1:29.480
6	1:28.657
7	1:27.721
No.42 Alex Sinclair	
1	1:29.456
2	1:23.900
3	1:23.635
4	1:24.158
5	1:22.224
6	1:22.920
7	1:23.778
No.48 Neil Smith	
1	1:38.843
2	1:29.189
3	1:30.084
4	1:31.599
5	1:29.840
6	1:29.755
7	1:29.702
No.51 Nigel Clark	
1	1:49.347
2	1:38.355
3	1:37.532
4	1:36.392

Laps	Lap Time
5	1:37.151
6	1:39.847
No.55 Chris Saltinstall	
1	1:35.374
2	1:31.306
3	1:29.615
4	1:29.333
5	1:28.807
6	1:28.059
7	1:27.883
No.59 Dan Ledger	
1	1:30.138
2	1:24.949
3	1:27.826
No.61 David Williams	
1	1:39.915
2	1:32.788
3	1:31.211
4	1:31.497
5	1:30.951
6	1:30.914
7	1:31.826
No.63 Tim Oliver	
1	1:36.878
2	1:31.938
3	1:30.389
4	1:30.700
5	1:31.123
6	1:30.168
7	1:30.574
No.69 Patrick Welch	
1	1:41.697
2	1:32.581
3	1:32.662
4	1:30.988
5	1:28.828
6	1:29.554
7	1:28.764
No.72 Graham Williams	
1	1:35.647
2	1:30.008
3	1:31.059
4	1:30.428
5	1:27.061
6	1:28.800
7	1:27.496
No.73 Gary Porter	
1	1:31.847
2	1:24.591
3	1:25.866



Castle Combe

21st & 22nd Aug 2021



**1300,PC750,S.Mono
(7c,8c,12a)**

**Race 26 (Sunday)
Analysis**

For information purposes. No official / regulatory value

Laps	Lap Time
4	1:25.834
5	1:24.659
6	1:25.558
7	1:25.134
No.83 Tom Blackwell	
1	1:29.066
2	1:23.598
3	1:23.891
4	1:24.048
5	1:23.475
6	1:23.518
7	1:24.775
No.84 Gareth Hilton	
1	1:44.280
2	1:34.229
3	1:32.831
4	1:32.703
5	1:32.643
6	1:32.505
7	1:31.243
No.89 Sam Broad	
1	1:44.604
2	1:35.248
3	1:32.857
4	1:33.820
5	1:33.346
6	1:32.651
7	1:32.527
No.96 Matthew Welch	
1	1:49.943
2	1:41.953
3	1:39.854
4	1:41.124
5	1:40.536
6	1:41.469
No.97 Shaun Mulligan	
1	1:47.698
2	1:41.640
3	1:36.915
4	1:36.172
5	1:34.983
6	1:33.388
No.99 Leon Lerego	
1	1:38.708
2	1:29.755
3	1:30.108
4	1:27.189
5	1:27.722
6	1:27.715
7	1:28.193

Laps	Lap Time
No.100 Hefyn Owen	
1	1:31.582
2	1:27.967
3	1:26.318
4	1:25.471
5	1:26.156
6	1:25.253
7	1:26.131
No.102 Andrew Widdowson	
1	1:31.120
2	1:24.082
3	1:24.150
4	1:23.331
5	1:22.941
6	1:24.133
7	1:25.970
No.111 Steven Colville	
1	1:32.365
2	1:27.956
3	1:28.040
4	1:28.102
5	1:28.330
6	1:27.963
7	1:27.533
No.112 Eddy Wormald	
1	1:33.800
2	1:27.841
3	1:28.007
4	1:28.092
5	1:26.724
6	1:27.652
7	1:27.224
No.118 Brian Stroud	
1	1:40.592
2	1:34.133
3	1:32.349
4	1:35.193
5	1:34.693
6	1:32.845
7	1:33.184
No.123 Ralph Coldwell	
1	1:44.258
2	1:33.162
3	1:33.798
4	1:31.898
5	1:33.770
6	1:33.084
7	1:32.874
No.133 Mark West	
1	1:39.731

Laps	Lap Time
2	1:31.676
3	1:32.284
4	1:30.696
5	1:30.377
6	1:30.436
7	1:29.251
No.134 Oliver Bingham	
1	1:34.097
2	1:28.695
3	1:28.128
4	1:28.073
5	1:27.012
6	1:26.720
7	1:27.319
No.151 James Inman	
1	1:34.925
2	1:30.220
3	1:31.544
4	1:30.791
5	1:34.277
6	1:34.316
7	1:32.434
No.158 Neil Bagley	
1	1:42.933
2	1:34.587
3	1:34.257
4	1:36.232
5	1:34.345
6	1:34.348
7	1:34.734
No.162 Darren Cooper	
1	1:40.526
2	1:34.195
3	1:32.491
4	1:30.809
5	1:30.161
6	1:29.327
7	1:28.535
No.199 John Paget	
1	1:34.314
2	1:27.089
3	1:28.054
4	1:28.086
5	1:27.998
6	1:27.966
7	1:27.514
No.268 Mark Fairweather	
1	1:43.828
2	1:34.293
3	1:33.187



Castle Combe 21st & 22nd Aug 2021



**1300,PC750,S.Mono
(7c,8c,12a)**

**Race 26 (Sunday)
Analysis**

For information purposes. No official / regulatory value

Laps	Lap Time
4	1:33.336
5	1:33.650
6	1:32.153
7	1:32.319

No.297 Peter Nicholls

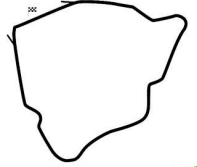
1	1:49.618
2	1:38.670
3	1:37.171
4	1:36.601
5	1:35.924
6	1:35.109

No.411 Steve Mason

1	1:28.562
2	1:23.293
3	1:23.585
4	1:24.158
5	1:21.776
6	1:22.939
7	1:23.765



Castle Combe 21st & 22nd Aug 2021



**1300,PC750,S.Mono
(7c,8c,12a)**

**Race 26 (Sunday)
Starting Grid**

Document 5

15	89 Sam Broad P&M / Suzuki-TTF1 / (1085)	67 Gordon Russell Kawasaki / GPZ1100 / (1260)	48 Neil Smith P&M / Kawasaki / (1260)
14	44 George Hogton-Rusling Hercberg / BSA / (930)	16 Dean Widdowson KTM / RC / (390)	3 Jason Stubbs Yamaha / SZR / (660)
13	51 Nigel Clark Moto-Guzzi / Le-Mans / (1094)	30 Steven Panter Yamaha / FZ / (600)	39 Tony Hart Ducati / TTF1 / (750)
12	96 Matthew Welch WRD / Supermono / (690)	268 Mark Fairweather MZ / Skorpion / (660)	14 Gary Widdowson KTM / (690)
11	69 Patrick Welch W.R.D. / Supermono / (690)	72 Graham Williams Seeley / Weslake / (900)	18 Mike Condliffe Ducati / TT / (748)
10	162 Darren Cooper Yamaha / FZ / (600)	26 Michael Blake Yamaha / FZ / (599)	97 Shaun Mulligan BMW / R100 / (980)
9	84 Gareth Hilton Yamaha / FZ / (600)	63 Tim Oliver KTM / SMR / (450)	133 Mark West Rob-North / Triumph / (750)
8	36 Joseph Webb KTM / Duke / (690)	61 David Williams Yamaha / FZ / (600)	297 Peter Nicholls Yamaha / FZ / (599)
7	41 Mark George Ducati / TT1 / (748)	123 Ralph Coldwell Seeley / Norton / (920)	151 James Inman Harris-Honda / XR / (600)
6	158 Neil Bagley Yamaha / SZR / (660)	118 Brian Stroud KTM / Duke / (690)	55 Chris Saltinstall Moto-Guzzi / Le-Mans / (1064)
5	33 Andy Pike KTM / / (690)	99 Leon Lerego Yamaha / TZ / (750)	
4	134 Oliver Bingham Yamaha / SR / (500)	38 Rory Hill Yamaha / FZ / (599)	111 Steven Colville KTM / RC / (390)
3	199 John Paget Yamaha / FZ / (600)	100 Hefyn Owen Ducati / TT1 / (750)	73 Gary Porter Rob-North / Rocket-3 / (930)
2	112 Eddy Wormald Yamaha / FZ / (600)	411 Steve Mason Ducati / TT1 / (750)	59 Dan Ledger KTM / / (650)
1	83 Tom Blackwell Kramer / HR2 / (690)	102 Andrew Widdowson Honda / CRF / (450)	42 Alex Sinclair Yamaha / BMR / (450)

POLE POSITION



Start : 22/08 - 10:36 7 Laps = 12.950 miles

CRMC Castle Combe 2021 (GBR) 21-22/08/2021

Sports Timing Systems

Page 1 / 1

Apex Timing GoRacing

