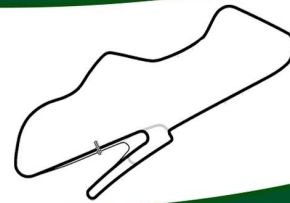




Donington Park

31st Jul & 1st Aug 2021



1300,SS400,S.Mono(7c,8m,12a)

Race 5 (Saturday)

Document 4.1

Results 5 Laps = 9.895 miles

| Rnk | No. | Class | Rnk | Rider | Entry | Laps | Time | mph | Gap | Interv. | Best lap | mph | In Lap | 2nd Best | Spd | |
|-----|-----------------|-------|-----|-------|------------------------------|---------------------------|------|----------|-------|-----------------|----------|----------|--------|----------|----------|-------|
| 1 | ▲ ⁷ | 44 | 7c | 1 | George Hogton-Rusling | Hercberg / BSA / (930) | 5 | 6:44.911 | 87.97 | | 1:19.483 | 89.63 | 3 | 1:20.157 | 106.5 | |
| 2 | = | 33 | 12a | 1 | Andy Pike | KTM / / (690) | 5 | 6:53.882 | 86.07 | 8.971 | 8.971 | 1:21.188 | 87.75 | 3 | 1:21.710 | 103.1 |
| 3 | ▼ ² | 154 | 12a | 2 | Peter Boast | KTM / Tigcraft / (690) | 5 | 6:55.013 | 85.83 | 10.102 | 1.131 | 1:22.368 | 86.49 | 2 | 1:22.524 | 105.5 |
| 4 | ▼ ¹ | 46 | 8m | 1 | Grant Goodings | Honda / VFR / (399) | 5 | 7:03.106 | 84.19 | 18.195 | 8.093 | 1:23.725 | 85.09 | 3 | 1:24.110 | 99.0 |
| 5 | ▼ ¹ | 45 | 8m | 2 | Neil Robinson | Honda / CBR / (400) | 5 | 7:03.422 | 84.13 | 18.511 | 0.316 | 1:23.814 | 85.00 | 2 | 1:23.841 | 97.3 |
| 6 | = | 27 | 8m | 3 | Simon Walsh | Kawasaki / ZXR / (399) | 5 | 7:04.680 | 83.88 | 19.769 | 1.258 | 1:23.432 | 85.39 | 3 | 1:23.573 | 97.0 |
| 7 | ▲ ⁴ | 38 | 12a | 3 | Tom Blackwell | Kramer / HR2 / (690) | 5 | 7:05.852 | 83.65 | 20.941 | 1.172 | 1:23.639 | 85.18 | 3 | 1:23.838 | 102.8 |
| 8 | ▲ ¹ | 76 | 8m | 4 | Jason Lamb | Yamaha / FZR / (399) | 5 | 7:06.058 | 83.61 | 21.147 | 0.206 | 1:23.875 | 84.94 | 4 | 1:24.067 | 101.7 |
| 9 | ▼ ² | 59 | 12a | 4 | Dan Ledger | KTM / / (650) | 5 | 7:06.140 | 83.59 | 21.229 | 0.082 | 1:23.624 | 85.20 | 5 | 1:23.766 | 99.6 |
| 10 | ▲ ²² | 42 | 12a | 5 | Alex Sinclair | BMR / Yamaha / (450) | 5 | 7:09.501 | 82.94 | 24.590 | 3.361 | 1:22.102 | 86.77 | 5 | 1:23.599 | 98.1 |
| 11 | ▲ ¹ | 73 | 7c | 2 | Gary Porter | Rob / North / BSA | 5 | 7:18.442 | 81.25 | 33.531 | 8.941 | 1:25.460 | 83.37 | 3 | 1:25.857 | 98.5 |
| 12 | ▲ ⁴ | 69 | 12a | 6 | Patrick Welch | WRD / Supermono / (690) | 5 | 7:18.538 | 81.23 | 33.627 | 0.096 | 1:25.542 | 83.29 | 3 | 1:26.465 | 102.8 |
| 13 | ▲ ² | 9 | 12a | 7 | William Grant | KTM / RC390 / (372) | 5 | 7:29.372 | 79.27 | 44.461 | 10.834 | 1:22.209 | 86.66 | 3 | 1:28.906 | |
| 14 | = | 36 | 12a | 8 | Joseph Webb | KTM / Duke / (690) | 5 | 7:29.464 | 79.25 | 44.553 | 0.092 | 1:28.498 | 80.50 | 4 | 1:28.715 | 97.7 |
| 15 | ▲ ² | 151 | 12a | 9 | James Inman | Harris-Honda / XR / (600) | 5 | 7:33.273 | 78.59 | 48.362 | 3.809 | 1:29.940 | 79.21 | 2 | 1:30.053 | 92.6 |
| 16 | ▲ ³ | 111 | 12a | 10 | Steven Colville | KTM / RC390 / (390) | 5 | 7:35.795 | 78.15 | 50.884 | 2.522 | 1:29.203 | 79.87 | 3 | 1:29.463 | 94.1 |
| 17 | ▲ ¹⁶ | 63 | 12a | 11 | Tim Oliver | KTM / SMR / (450) | 5 | 7:42.686 | 76.99 | 57.775 | 6.891 | 1:30.785 | 78.48 | 3 | 1:30.862 | 95.5 |
| 18 | ▲ ² | 61 | 8m | 5 | David Williams | Honda / VFR / (399) | 5 | 7:47.046 | 76.27 | 1:02.135 | 4.360 | 1:31.637 | 77.75 | 2 | 1:32.448 | 93.9 |
| 19 | ▲ ⁵ | 41 | 8m | 6 | Chris Bartlett | Kawasaki / ZXR / (400) | 5 | 7:48.632 | 76.01 | 1:03.721 | 1.586 | 1:29.658 | 79.46 | 5 | 1:31.324 | 94.9 |
| 20 | ▲ ³ | 96 | 12a | 12 | Matthew Welch | WRD / Supermono / (690) | 5 | 7:58.556 | 74.44 | 1:13.645 | 9.924 | 1:34.164 | 75.66 | 3 | 1:34.342 | 93.2 |
| 21 | ▲ ⁴ | 118 | 12a | 13 | Brian Stroud | KTM / Duke / (690) | 5 | 7:59.148 | 74.34 | 1:14.237 | 0.592 | 1:33.787 | 75.96 | 5 | 1:34.263 | 99.0 |
| 22 | ▼ ¹ | 16 | 12a | 14 | Dean Widdowson | KTM / RC390 / (390) | 5 | 8:07.243 | 73.11 | 1:22.332 | 8.095 | 1:29.602 | 79.51 | 3 | 1:30.067 | 87.7 |
| 23 | ▲ ⁶ | 77 | 8m | 7 | Ben Langton | Honda / NC23 / (400) | 5 | 8:08.920 | 72.86 | 1:24.009 | 1.677 | 1:33.767 | 75.98 | 5 | 1:35.917 | 92.7 |
| 24 | ▲ ⁶ | 71 | 7c | 3 | Stephen Saint | Seeley / Commando / (748) | 5 | 8:10.732 | 72.59 | 1:25.821 | 1.812 | 1:36.242 | 74.03 | 3 | 1:36.369 | 96.6 |
| 25 | ▲ ¹ | 268 | 12a | 15 | Mark Fairweather | MZ / Skorpion / (660) | 5 | 8:11.710 | 72.45 | 1:26.799 | 0.978 | 1:34.286 | 75.56 | 5 | 1:34.430 | 91.6 |
| 26 | ▲ ² | 14 | 12a | 16 | Gary Widdowson | KTM / / (690) | 4 | 6:48.980 | 69.68 | 1 Lap | 1 Lap | 1:41.018 | 70.53 | 3 | 1:41.380 | 93.5 |
| 27 | ▼ ⁵ | 123 | 7c | 4 | Ralph Coldwell | Seeley / Norton / (920) | 4 | 6:56.985 | 68.34 | 1 Lap | 8.005 | 1:34.359 | 75.50 | 4 | 1:34.434 | 98.4 |
| 28 | ▲ ⁶ | 163 | 7c | 5 | Chris Tyler | Seeley / Commando / (960) | 4 | 7:02.186 | 67.50 | 1 Lap | 5.201 | 1:38.458 | 72.36 | 4 | 1:40.508 | 87.7 |

7c - Best Lap : No.44 George Hogton-Rusling - 1:19.483 / 92.5% of Race Winner's Speed : 81.38 mph

12a - Best Lap : No.33 Andy Pike - 1:21.188 / 92.5% of Race Winner's Speed : 79.61 mph

8m - Best Lap : No.27 Simon Walsh - 1:23.432 / 92.5% of Race Winner's Speed : 77.88 mph

No Transponder No 9 - Fit to be included in future grids and results

Leaders : No.44 George Hogton-Rusling (1-5)

Start Time : 31/07 - 14:06:42 / Flag Time : 14:13:27 / End Time : 14:14:53

Best lap : No.44 George Hogton-Rusling 1:19.483 89.63 mph

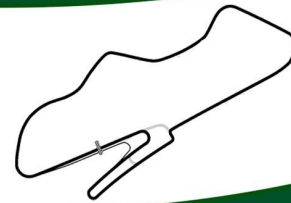
Weather : Overcast Air : 15°C Track : Dry

Previous Event Record : No.154 Peter Boast 1:22.815 86.03 mph



Donington Park

31st Jul & 1st Aug 2021



1300,SS400,S.Mono(7c,8m,12a)

Race 5 (Saturday)

Document 4.1

Results 5 Laps = 9.895 miles

| Rnk | No. | Class | Rnk | Rider | Entry | Laps | Time | mph | Gap | Interv. | Best lap | mph | In Lap | 2nd Best | Spd | |
|------------|-----------------|-------|-----|-------|-------------------------|---------------------------|------|----------|-------|-----------------|----------|----------|--------|----------|----------|-------|
| 12a | | | | | | | | | | | | | | | | |
| 1 | ▲ ¹ | 33 | 12a | 1 | Andy Pike | KTM / / (690) | 5 | 6:53.882 | 86.07 | | | 1:21.188 | 87.75 | 3 | 1:21.710 | 103.1 |
| 2 | ▼ ¹ | 154 | 12a | 2 | Peter Boast | KTM / Tigcraft / (690) | 5 | 6:55.013 | 85.83 | 1.131 | 1.131 | 1:22.368 | 86.49 | 2 | 1:22.524 | 105.5 |
| 3 | ▲ ² | 38 | 12a | 3 | Tom Blackwell | Kramer / HR2 / (690) | 5 | 7:05.852 | 83.65 | 11.970 | 10.839 | 1:23.639 | 85.18 | 3 | 1:23.838 | 102.8 |
| 4 | = | 59 | 12a | 4 | Dan Ledger | KTM / / (650) | 5 | 7:06.140 | 83.59 | 12.258 | 0.288 | 1:23.624 | 85.20 | 5 | 1:23.766 | 99.6 |
| 5 | ▲ ¹⁴ | 42 | 12a | 5 | Alex Sinclair | BMR / Yamaha / (450) | 5 | 7:09.501 | 82.94 | 15.619 | 3.361 | 1:22.102 | 86.77 | 5 | 1:23.599 | 98.1 |
| 6 | ▲ ³ | 69 | 12a | 6 | Patrick Welch | WRD / Supermono / (690) | 5 | 7:18.538 | 81.23 | 24.656 | 9.037 | 1:25.542 | 83.29 | 3 | 1:26.465 | 102.8 |
| 7 | ▲ ¹ | 9 | 12a | 7 | William Grant | KTM / RC390 / (372) | 5 | 7:29.372 | 79.27 | 35.490 | 10.834 | 1:22.209 | 86.66 | 3 | 1:28.906 | |
| 8 | ▼ ¹ | 36 | 12a | 8 | Joseph Webb | KTM / Duke / (690) | 5 | 7:29.464 | 79.25 | 35.582 | 0.092 | 1:28.498 | 80.50 | 4 | 1:28.715 | 97.7 |
| 9 | ▲ ¹ | 151 | 12a | 9 | James Inman | Harris-Honda / XR / (600) | 5 | 7:33.273 | 78.59 | 39.391 | 3.809 | 1:29.940 | 79.21 | 2 | 1:30.053 | 92.6 |
| 10 | ▲ ² | 111 | 12a | 10 | Steven Colville | KTM / RC390 / (390) | 5 | 7:35.795 | 78.15 | 41.913 | 2.522 | 1:29.203 | 79.87 | 3 | 1:29.463 | 94.1 |
| 11 | ▲ ⁹ | 63 | 12a | 11 | Tim Oliver | KTM / SMR / (450) | 5 | 7:42.686 | 76.99 | 48.804 | 6.891 | 1:30.785 | 78.48 | 3 | 1:30.862 | 95.5 |
| 12 | ▲ ² | 96 | 12a | 12 | Matthew Welch | WRD / Supermono / (690) | 5 | 7:58.556 | 74.44 | 1:04.674 | 15.870 | 1:34.164 | 75.66 | 3 | 1:34.342 | 93.2 |
| 13 | ▲ ² | 118 | 12a | 13 | Brian Stroud | KTM / Duke / (690) | 5 | 7:59.148 | 74.34 | 1:05.266 | 0.592 | 1:33.787 | 75.96 | 5 | 1:34.263 | 99.0 |
| 14 | ▼ ¹ | 16 | 12a | 14 | Dean Widdowson | KTM / RC390 / (390) | 5 | 8:07.243 | 73.11 | 1:13.361 | 8.095 | 1:29.602 | 79.51 | 3 | 1:30.067 | 87.7 |
| 15 | ▲ ¹ | 268 | 12a | 15 | Mark Fairweather | MZ / Skorpion / (660) | 5 | 8:11.710 | 72.45 | 1:17.828 | 4.467 | 1:34.286 | 75.56 | 5 | 1:34.430 | 91.6 |
| 16 | ▲ ² | 14 | 12a | 16 | Gary Widdowson | KTM / / (690) | 4 | 6:48.980 | 69.68 | 1 Lap | 1 Lap | 1:41.018 | 70.53 | 3 | 1:41.380 | 93.5 |

12a - Best Lap : No.33 Andy Pike - 1:21.188 / 92.5% of Race Winner's Speed : 79.61 mph

| 7c | | | | | | | | | | | | | | | | |
|-----------|----------------|-----|----|---|------------------------------|---------------------------|---|----------|-------|-----------------|--------|----------|-------|---|----------|-------|
| 1 | = | 44 | 7c | 1 | George Hogton-Rusling | Hercberg / BSA / (930) | 5 | 6:44.911 | 87.97 | | | 1:19.483 | 89.63 | 3 | 1:20.157 | 106.5 |
| 2 | ▲ ¹ | 73 | 7c | 2 | Gary Porter | Rob / North / BSA | 5 | 7:18.442 | 81.25 | 33.531 | 33.531 | 1:25.460 | 83.37 | 3 | 1:25.857 | 98.5 |
| 3 | ▲ ² | 71 | 7c | 3 | Stephen Saint | Seeley / Commando / (748) | 5 | 8:10.732 | 72.59 | 1:25.821 | 52.290 | 1:36.242 | 74.03 | 3 | 1:36.369 | 96.6 |
| 4 | = | 123 | 7c | 4 | Ralph Coldwell | Seeley / Norton / (920) | 4 | 6:56.985 | 68.34 | 1 Lap | 1 Lap | 1:34.359 | 75.50 | 4 | 1:34.434 | 98.4 |
| 5 | ▲ ¹ | 163 | 7c | 5 | Chris Tyler | Seeley / Commando / (960) | 4 | 7:02.186 | 67.50 | 1 Lap | 5.201 | 1:38.458 | 72.36 | 4 | 1:40.508 | 87.7 |

7c - Best Lap : No.44 George Hogton-Rusling - 1:19.483 / 92.5% of Race Winner's Speed : 81.38 mph

| 8m | | | | | | | | | | | | | | | | |
|-----------|---|----|----|---|-----------------------|------------------------|---|----------|-------|-----------------|--------|----------|-------|---|----------|-------|
| 1 | = | 46 | 8m | 1 | Grant Goodings | Honda / VFR / (399) | 5 | 7:03.106 | 84.19 | | | 1:23.725 | 85.09 | 3 | 1:24.110 | 99.0 |
| 2 | = | 45 | 8m | 2 | Neil Robinson | Honda / CBR / (400) | 5 | 7:03.422 | 84.13 | 0.316 | 0.316 | 1:23.814 | 85.00 | 2 | 1:23.841 | 97.3 |
| 3 | = | 27 | 8m | 3 | Simon Walsh | Kawasaki / ZXR / (399) | 5 | 7:04.680 | 83.88 | 1.574 | 1.258 | 1:23.432 | 85.39 | 3 | 1:23.573 | 97.0 |
| 4 | = | 76 | 8m | 4 | Jason Lamb | Yamaha / FZR / (399) | 5 | 7:06.058 | 83.61 | 2.952 | 1.378 | 1:23.875 | 84.94 | 4 | 1:24.067 | 101.7 |
| 5 | = | 61 | 8m | 5 | David Williams | Honda / VFR / (399) | 5 | 7:47.046 | 76.27 | 43.940 | 40.988 | 1:31.637 | 77.75 | 2 | 1:32.448 | 93.9 |
| 6 | = | 41 | 8m | 6 | Chris Bartlett | Kawasaki / ZXR / (400) | 5 | 7:48.632 | 76.01 | 45.526 | 1.586 | 1:29.658 | 79.46 | 5 | 1:31.324 | 94.9 |
| 7 | = | 77 | 8m | 7 | Ben Langton | Honda / NC23 / (400) | 5 | 8:08.920 | 72.86 | 1:05.814 | 20.288 | 1:33.767 | 75.98 | 5 | 1:35.917 | 92.7 |

8m - Best Lap : No.27 Simon Walsh - 1:23.432 / 92.5% of Race Winner's Speed : 77.88 mph

No Transponder No 9 - Fit to be included in future grids and results

Leaders : No.44 George Hogton-Rusling (1-5)

Start Time : 31/07 - 14:06:42 / Flag Time : 14:13:27 / End Time : 14:14:53

Best lap : No.44 George Hogton-Rusling 1:19.483 89.63 mph

Weather : Overcast Air : 15°C Track : Dry

Previous Event Record : No.154 Peter Boast 1:22.815 86.03 mph

Timekeeper *David Jones*

Clerk of Course *John Green*


CRM Donington 2021 (GBR) 31/07 - 01/08/2021





Donington Park

31st Jul & 1st Aug 2021



1300,SS400,S.Mono(7c,8m,12a)

Race 5 (Saturday)
Lap Chart

For information purposes. No official / regulatory value

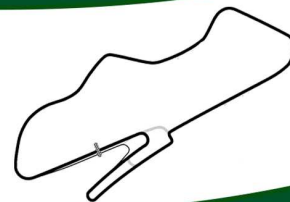
| | 1 | 2 | 3 | 4 | 5 | 6 | 7 | 8 | 9 | 10 | 11 | 12 | 13 | 14 | 15 | 16 | 17 | 18 | 19 | 20 | 21 | 22 | 23 | 24 | 25 | 26 | 27 | 28 | 29 | 30 | 31 | 32 | 33 | 34 | 35 | 36 | |
|----------------|----------------|---------------|---------------|---------------|----------------|---------------|---------------|---------------|---------------|---------------|---------------|---------------|------|----------------|---------------|--------------|---------------|----------------|----------------|----------------|---------------|---------------|----------------|---------------|---------------|----------------|----------------|----------------|---------------|---------------|---------------|---------------|---------------|----------------|----------------|----|--|
| Grid | 154 | 33 | 46 | 45 | 102 | 27 | 58 | 44 | 76 | 72 | 38 | 73 | | 134 | 36 | 9 | 89 | 151 | 157 | 111 | 81 | 76 | 123 | 96 | 41 | 118 | 268 | 167 | 74 | 71 | 71 | 42 | 83 | 163 | 163 | | |
| Start | | | | | | | | | | | | | | | | | | | | | | | | | | | | | | | | | | | | | |
| Lap 1 Interval | 44 | 154 | 46 | 33 | 45 | 76 | 27 | 38 | 59 | 151 | 73 | 69 | 36 | 42 | 16 | 9 | 111 | 63 | 61 | 96 | 118 | 41 | 71 | 14 | 77 | 268 | 163 | 123 | | | | | | | | | |
| | | 2.1 | 2.3 | 0.0 | 0.4 | 0.4 | 1.0 | 0.4 | 0.3 | 2.1 | 0.5 | 0.0 | 0.8 | 0.4 | 1.2 | 0.0 | 0.5 | 0.3 | 1.4 | 2.6 | 0.9 | 0.9 | 2.1 | 0.2 | 1.5 | 4.0 | 9.4 | 13.5 | | | | | | | | | |
| Lap 2 | 44 | 154 | 33 | 46 | 45 | 76 | 27 | 38 | 59 | 42 | 69 | 73 | 151 | 36 | 9 | 16 | 111 | 63 | 61 | 96 | 41 | 118 | 71 | 77 | 14 | 268 | 163 | 123 | | | | | | | | | |
| | | 4.3 | 1.7 | 2.4 | 0.1 | 0.7 | 1.3 | 0.8 | 0.3 | 5.2 | 0.1 | 1.2 | 0.6 | 1.2 | 1.2 | 0.7 | 0.7 | 0.9 | 2.2 | 5.7 | 0.2 | 1.5 | 3.8 | 1.5 | 3.6 | 0.2 | 17.1 | 4.9 | | | | | | | | | |
| Lap 3 | 44 | 154 | 33 | 46 | 45 | 76 | 27 | 38 | 59 | 42 | 69 | 73 | 9 | 36 | 151 | 16 | 111 | 63 | 61 | 41 | 96 | 118 | 71 | 77 | 268 | 14 | 123 | 163 | | | | | | | | | |
| | | 7.3 | 0.4 | 4.9 | 0.5 | 0.7 | 0.7 | 1.0 | 0.8 | 5.0 | 1.7 | 1.1 | 0.0 | 5.2 | 1.1 | 1.7 | 0.3 | 2.5 | 3.9 | 6.1 | 1.3 | 2.1 | 5.6 | 1.2 | 4.9 | 3.8 | 15.8 | 1.1 | | | | | | | | | |
| Lap 4 | 44 | 33 | 154 | 46 | 45 | 76 | 27 | 38 | 59 | 42 | 69 | 73 | 36 | 9 | 151 | 111 | 63 | 61 | 41 | 96 | 118 | 71 | 77 | 16 | 268 | 74 | 123 | 163 | | | | | | | | | |
| | | 9.1 | 0.2 | 6.6 | 0.2 | 0.7 | 0.4 | 1.6 | 0.5 | 4.8 | 4.5 | 0.5 | 7.8 | 0.1 | 2.6 | 1.4 | 4.7 | 5.1 | 4.5 | 5.2 | 1.1 | 8.9 | 0.8 | 0.8 | 1.4 | 11.5 | 8.0 | 5.2 | | | | | | | | | |
| Lap 5 | 44 | 33 | 154 | 46 | 45 | 27 | 38 | 76 | 59 | 42 | 73 | 69 | 9 | 36 | 151 | 111 | 63 | 61 | 41 | 96 | 118 | 16 | 77 | 71 | 268 | | | | | | | | | | | | |
| | | 8.9 | 1.1 | 8.0 | 0.3 | 1.2 | 1.1 | 0.2 | 0.0 | 3.3 | 8.9 | 0.0 | 10.8 | 0.0 | 3.8 | 2.5 | 6.8 | 4.3 | 1.5 | 9.9 | 0.5 | 8.0 | 1.6 | 1.8 | 0.9 | | | | | | | | | | | | |





Donington Park

31st Jul & 1st Aug 2021



1300,SS400,S.Mono(7c,8m,12a)

Race 5 (Saturday) Analysis

For information purposes. No official / regulatory value

| Laps | Lap Time |
|-----------------------------|----------|
| No.9 William Grant | |
| 1 | |
| 2 | 1:29.353 |
| 3 | 1:22.209 |
| 4 | 1:33.836 |
| 5 | 1:28.906 |
| No.14 Gary Widdowson | |
| 1 | 1:44.409 |
| 2 | 1:41.380 |
| 3 | 1:41.018 |
| 4 | 1:42.173 |
| No.16 Dean Widdowson | |
| 1 | 1:35.068 |
| 2 | 1:30.067 |
| 3 | 1:29.602 |
| 4 | 2:01.256 |
| 5 | 1:31.250 |
| No.27 Simon Walsh | |
| 1 | 1:28.905 |
| 2 | 1:24.464 |
| 3 | 1:23.432 |
| 4 | 1:23.573 |
| 5 | 1:24.306 |
| No.33 Andy Pike | |
| 1 | 1:26.993 |
| 2 | 1:21.710 |
| 3 | 1:21.188 |
| 4 | 1:22.197 |
| 5 | 1:21.794 |
| No.36 Joseph Webb | |
| 1 | 1:33.350 |
| 2 | 1:29.776 |
| 3 | 1:28.715 |
| 4 | 1:28.498 |
| 5 | 1:29.125 |
| No.38 Tom Blackwell | |
| 1 | 1:29.373 |
| 2 | 1:24.856 |
| 3 | 1:23.639 |
| 4 | 1:24.146 |
| 5 | 1:23.838 |
| No.41 Chris Bartlett | |
| 1 | 1:42.037 |
| 2 | 1:33.081 |
| 3 | 1:32.532 |
| 4 | 1:31.324 |
| 5 | 1:29.658 |
| No.42 Alex Sinclair | |
| 1 | 1:33.823 |
| 2 | 1:25.974 |

| Laps | Lap Time |
|------------------------------------|----------|
| 3 | 1:24.003 |
| 4 | 1:23.599 |
| 5 | 1:22.102 |
| No.44 George Hogton-Rusling | |
| 1 | 1:22.470 |
| 2 | 1:20.157 |
| 3 | 1:19.483 |
| 4 | 1:20.818 |
| 5 | 1:21.983 |
| No.45 Neil Robinson | |
| 1 | 1:27.470 |
| 2 | 1:23.814 |
| 3 | 1:24.097 |
| 4 | 1:23.841 |
| 5 | 1:24.200 |
| No.46 Grant Goodings | |
| 1 | 1:26.940 |
| 2 | 1:24.188 |
| 3 | 1:23.725 |
| 4 | 1:24.110 |
| 5 | 1:24.143 |
| No.59 Dan Ledger | |
| 1 | 1:29.724 |
| 2 | 1:24.827 |
| 3 | 1:24.199 |
| 4 | 1:23.766 |
| 5 | 1:23.624 |
| No.61 David Williams | |
| 1 | 1:37.448 |
| 2 | 1:31.637 |
| 3 | 1:32.448 |
| 4 | 1:32.900 |
| 5 | 1:32.613 |
| No.63 Tim Oliver | |
| 1 | 1:35.972 |
| 2 | 1:30.862 |
| 3 | 1:30.785 |
| 4 | 1:31.672 |
| 5 | 1:33.395 |
| No.69 Patrick Welch | |
| 1 | 1:32.464 |
| 2 | 1:27.497 |
| 3 | 1:25.542 |
| 4 | 1:26.465 |
| 5 | 1:26.570 |
| No.71 Stephen Saint | |
| 1 | 1:44.163 |
| 2 | 1:36.369 |
| 3 | 1:36.242 |
| 4 | 1:37.508 |


| Laps | Lap Time |
|-------------------------------|----------|
| 5 | 1:36.450 |
| No.73 Gary Porter | |
| 1 | 1:32.462 |
| 2 | 1:28.708 |
| 3 | 1:25.460 |
| 4 | 1:25.857 |
| 5 | 1:25.955 |
| No.76 Jason Lamb | |
| 1 | 1:27.877 |
| 2 | 1:24.154 |
| 3 | 1:24.067 |
| 4 | 1:23.875 |
| 5 | 1:26.085 |
| No.77 Ben Langton | |
| 1 | 1:45.971 |
| 2 | 1:36.157 |
| 3 | 1:35.917 |
| 4 | 1:37.108 |
| 5 | 1:33.767 |
| No.96 Matthew Welch | |
| 1 | 1:40.114 |
| 2 | 1:34.718 |
| 3 | 1:34.164 |
| 4 | 1:35.218 |
| 5 | 1:34.342 |
| No.111 Steven Colville | |
| 1 | 1:35.619 |
| 2 | 1:30.242 |
| 3 | 1:29.203 |
| 4 | 1:29.463 |
| 5 | 1:31.268 |
| No.118 Brian Stroud | |
| 1 | 1:41.083 |
| 2 | 1:35.563 |
| 3 | 1:34.452 |
| 4 | 1:34.263 |
| 5 | 1:33.787 |
| No.123 Ralph Coldwell | |
| 1 | |
| 2 | 1:35.123 |
| 3 | 1:34.434 |
| 4 | 1:34.359 |
| No.151 James Inman | |
| 1 | 1:31.892 |
| 2 | 1:29.940 |
| 3 | 1:31.192 |
| 4 | 1:30.053 |
| 5 | 1:30.196 |
| No.154 Peter Boast | |
| 1 | 1:24.597 |





Donington Park

31st Jul & 1st Aug 2021



1300,SS400,S.Mono(7c,8m,12a)

Race 5 (Saturday) Analysis


For information purposes. No official / regulatory value

| Laps | Lap Time |
|--------------------------------|-----------------|
| 2 | 1:22.368 |
| 3 | 1:22.524 |
| 4 | 1:22.845 |
| 5 | 1:22.679 |
| No.163 Chris Tyler | |
| 1 | |
| 2 | 1:43.737 |
| 3 | 1:40.508 |
| 4 | 1:38.458 |
| No.268 Mark Fairweather | |
| 1 | |
| 2 | 1:36.034 |
| 3 | 1:36.953 |
| 4 | 1:34.430 |
| 5 | 1:34.286 |





Donington Park 31st Jul & 1st Aug 2021



1300,SS400,S.Mono(7c,8m,12a)

**Race 5 (Saturday)
Starting Grid**

Document 3

| | | | | |
|-----------|---|--|--|--|
| 12 | 163 Chris Tyler <small>Seeley / Commando / (960)</small> | | 63 Tim Oliver <small>KTM / SMR / (450)</small> | |
| 11 | 42 Alex Sinclair <small>BMR / Yamaha / (450)</small> | 17 Andrew Rivett <small>Yamaha / FZR / (400)</small> | 71 Stephen Saint <small>Seeley / Commando / (748)</small> | |
| 10 | 77 Ben Langton <small>Honda / NC23 / (400)</small> | 14 Gary Widdowson <small>KTM / / (690)</small> | 167 Bart Reid <small>Spondon / Rotax / (600)</small> | |
| 9 | 268 Mark Fairweather <small>MZ / Skorpion / (660)</small> | 118 Brian Stroud <small>KTM / Duke / (690)</small> | 41 Chris Bartlett <small>Kawasaki / ZXr / (400)</small> | |
| 8 | 96 Matthew Welch <small>WRD / Supermono / (690)</small> | 123 Ralph Coldwell <small>Seeley / Norton / (920)</small> | 16 Dean Widdowson <small>KTM / RC390 / (390)</small> | |
| 7 | 61 David Williams <small>Honda / VFR / (399)</small> | 111 Steven Colville <small>KTM / RC390 / (390)</small> | 157 Barry Jones <small>NWS / Simoto</small> | |
| 6 | 151 James Inman <small>Harris-Honda / XR / (600)</small> | 69 Patrick Welch <small>WRD / Supermono / (690)</small> | 9 William Grant <small>KTM / RC390 / (372)</small> | |
| 5 | 36 Joseph Webb <small>KTM / Duke / (690)</small> | 134 Oliver Bingham <small>Yamaha / SR / (500)</small> | | |
| 4 | 73 Gary Porter <small>Rob / North / BSA</small> | 38 Tom Blackwell <small>Kramer / HR2 / (690)</small> | 72 Graham Williams <small>Seeley / Weslake / (900)</small> | |
| 3 | 76 Jason Lamb <small>Yamaha / FZR / (399)</small> | 44 George Hogton-Rusling <small>Hercberg / BSA / (830)</small> | 59 Dan Ledger <small>KTM / / (650)</small> | |
| 2 | 27 Simon Walsh <small>Kawasaki / ZXr / (399)</small> | 102 Andrew Widdowson <small>Honda / CRF / (450)</small> | 45 Neil Robinson <small>Honda / CBR / (400)</small> | |
| 1 | 46 Grant Goodings <small>Honda / VFR / (399)</small> | 33 Andy Pike <small>KTM / / (690)</small> | 154 Peter Boast <small>KTM / Tigcraft / (690)</small> | |

POLE POSITION



Start : 31/07 - 13:55 5 Laps = 9.895 miles

CRM Donington 2021 (GBR) 31/07 - 01/08/2021

Sports Timing Systems

