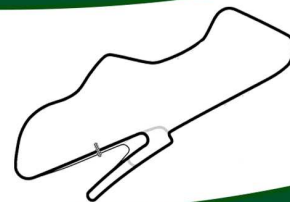




Donington Park

31st Jul & 1st Aug 2021



1300,SS400,S.Mono(7c,8m,12a)

Race 17 (Saturday)

Document 6.1

Results 5 Laps = 9.895 miles

Rnk	No.	Class	Rnk	Rider	Entry	Laps	Time	mph	Gap	Interv.	Best lap	mph	In Lap	2nd Best	Spd
1	44	7c	1	George Hogton-Rusling	Hercberg / BSA / (930)	5	6:48.027	87.30			1:19.103	90.06	3	1:19.430	105.8
2	▲3 154	12a	1	Peter Boast	KTM / Tigcraft / (690)	5	6:51.271	86.61	3.244	3.244	1:20.789	88.19	3	1:21.081	103.6
3	▼1 33	12a	2	Andy Pike	KTM / / (690)	5	6:59.266	84.96	11.239	7.995	1:22.166	86.71	5	1:22.726	102.0
4	▼1 42	12a	3	Alex Sinclair	BMR / Yamaha / (450)	5	6:59.268	84.96	11.241	0.002	1:22.071	86.81	4	1:22.236	98.5
5	▲2 59	12a	4	Dan Ledger	KTM / / (650)	5	7:06.487	83.52	18.460	7.219	1:23.300	85.53	3	1:23.313	99.7
6	▲2 27	8m	1	Simon Walsh	Kawasaki / ZXR / (399)	5	7:06.782	83.47	18.755	0.295	1:23.741	85.08	3	1:23.824	97.7
7	▲2 46	8m	2	Grant Goodings	Honda / VFR / (399)	5	7:06.838	83.46	18.811	0.056	1:23.401	85.42	3	1:23.788	100.6
8	▲2 45	8m	3	Neil Robinson	Honda / CBR / (400)	5	7:07.231	83.38	19.204	0.393	1:22.942	85.90	4	1:23.013	97.3
9	▼1 38	12a	5	Tom Blackwell	Kramer / HR2 / (690)	5	7:08.726	83.09	20.699	1.495	1:24.055	84.76	3	1:24.512	103.1
10	▲19 102	12a	6	Andrew Widdowson	Honda / CRF / (450)	5	7:09.912	82.86	21.885	1.186	1:22.906	85.93	4	1:23.163	99.0
11	▲17 76	8m	4	Jason Lamb	Yamaha / FZR / (399)	5	7:12.132	82.43	24.105	2.220	1:24.641	84.17	5	1:25.095	102.6
12	▲17 73	7c	2	Gary Porter	Rob / North / BSA	5	7:16.560	81.60	28.533	4.428	1:23.838	84.98	5	1:24.889	98.8
13	▲17 72	7c	3	Graham Williams	Seeley / Weslake / (900)	5	7:19.135	81.12	31.108	2.575	1:24.905	83.91	5	1:25.668	109.3
14	▲1 69	12a	7	Patrick Welch	WRD / Supermono / (690)	5	7:19.736	81.01	31.709	0.601	1:25.538	83.29	4	1:25.996	103.6
15	▼1 36	12a	8	Joseph Webb	KTM / Duke / (690)	5	7:33.059	78.63	45.032	13.323	1:27.806	81.14	5	1:28.801	97.5
16	▲15 134	12a	9	Oliver Bingham	Yamaha / SR / (500)	5	7:33.684	78.52	45.657	0.625	1:27.866	81.08	5	1:28.537	92.2
17	▼2 111	12a	10	Steven Colville	KTM / RC390 / (390)	5	7:37.224	77.91	49.197	3.540	1:28.805	80.23	5	1:29.697	94.3
18	▲15 151	12a	11	James Inman	Harris-Honda / XR / (600)	5	7:37.936	77.79	49.909	0.712	1:29.360	79.73	5	1:29.705	91.8
19	▲15 63	12a	12	Tim Oliver	KTM / SMR / (450)	5	7:41.093	77.26	53.066	3.157	1:29.753	79.38	4	1:30.675	95.7
20	▼3 41	8m	5	Chris Bartlett	Kawasaki / ZXR / (400)	5	7:51.381	75.57	1:03.354	10.288	1:29.091	79.97	5	1:30.259	94.9
21	▲4 123	7c	4	Ralph Coldwell	Seeley / Norton / (920)	5	7:53.645	75.21	1:05.618	2.264	1:31.693	77.70	2	1:33.081	100.3
22	▼6 16	12a	13	Dean Widdowson	KTM / RC390 / (390)	5	8:01.328	74.01	1:13.301	7.683	1:30.725	78.53	4	1:31.105	88.0
23	▼1 118	12a	14	Brian Stroud	KTM / Duke / (690)	5	8:07.458	73.08	1:19.431	6.130	1:35.503	74.60	2	1:35.671	98.7
24	▼1 96	12a	15	Matthew Welch	WRD / Supermono / (690)	5	8:08.166	72.97	1:20.139	0.708	1:32.689	76.86	4	1:34.562	96.7
25	▼1 268	12a	16	Mark Fairweather	MZ / Skorpion / (660)	5	8:09.227	72.81	1:21.200	1.061	1:35.731	74.42	2	1:36.272	91.6
26	▼6 61	8m	6	David Williams	Honda / VFR / (399)	5	8:12.259	72.36	1:24.232	3.032	1:35.171	74.86	5	1:35.936	92.8
27	▲5 157	12a	17	Barry Jones	NWS / Simoto	5	8:13.628	72.16	1:25.601	1.369	1:35.398	74.68	5	1:35.651	89.6
28	▼7 77	8m	7	Ben Langton	Honda / NC23 / (400)	5	8:14.670	72.01	1:26.643	1.042	1:33.637	76.09	4	1:33.754	92.9
29	▼3 71	7c	5	Stephen Saint	Seeley / Commando / (748)	5	8:16.714	71.72	1:28.687	2.044	1:35.163	74.87	4	1:36.678	95.3
30	▼2 14	12a	18	Gary Widdowson	KTM / / (690)	4	7:03.597	67.28	1 Lap	1 Lap	1:43.267	68.99	3	1:44.112	92.3

7c - Best Lap : No.44 George Hogton-Rusling - 1:19.103 / 92.5% of Race Winner's Speed : 80.76 mph

12a - Best Lap : No.154 Peter Boast - 1:20.789 / 92.5% of Race Winner's Speed : 80.12 mph

8m - Best Lap : No.45 Neil Robinson - 1:22.942 / 92.5% of Race Winner's Speed : 77.21 mph

Leaders : No.44 George Hogton-Rusling (1-5)

Start Time : 31/07 - 17:56:21 / Flag Time : 18:03:09 / End Time : 18:04:38

Best lap : No.44 George Hogton-Rusling 1:19.103 90.06 mph

Weather : Overcast Air : 15°C Track : Dry

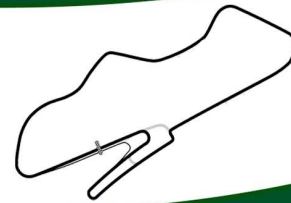
Previous Event Record : No.44 George Hogton-Rusling 1:19.483 89.63 mph





Donington Park

31st Jul & 1st Aug 2021



1300,SS400,S.Mono(7c,8m,12a)

Race 17 (Saturday)

Document 6.1

Results 5 Laps = 9.895 miles

Rnk	No.	Class	Rnk	Rider	Entry	Laps	Time	mph	Gap	Interv.	Best lap	mph	In Lap	2nd Best	Spd	
12a																
1	▲ ³	154	12a	1	Peter Boast	KTM / Tigcraft / (690)	5	6:51.271	86.61		1:20.789	88.19	3	1:21.081	103.6	
2	▼ ¹	33	12a	2	Andy Pike	KTM / / (690)	5	6:59.266	84.96	7.995	7.995	1:22.166	86.71	5	1:22.726	102.0
3	▼ ¹	42	12a	3	Alex Sinclair	BMR / Yamaha / (450)	5	6:59.268	84.96	7.997	0.002	1:22.071	86.81	4	1:22.236	98.5
4	▲ ¹	59	12a	4	Dan Ledger	KTM / / (650)	5	7:06.487	83.52	15.216	7.219	1:23.300	85.53	3	1:23.313	99.7
5	▲ ¹	38	12a	5	Tom Blackwell	Kramer / HR2 / (690)	5	7:08.726	83.09	17.455	2.239	1:24.055	84.76	3	1:24.512	103.1
6	▲ ¹¹	102	12a	6	Andrew Widdowson	Honda / CRF / (450)	5	7:09.912	82.86	18.641	1.186	1:22.906	85.93	4	1:23.163	99.0
7	=	69	12a	7	Patrick Welch	WRD / Supermono / (690)	5	7:19.736	81.01	28.465	9.824	1:25.538	83.29	4	1:25.996	103.6
8	=	36	12a	8	Joseph Webb	KTM / Duke / (690)	5	7:33.059	78.63	41.788	13.323	1:27.806	81.14	5	1:28.801	97.5
9	▲ ⁹	134	12a	9	Oliver Bingham	Yamaha / SR / (500)	5	7:33.684	78.52	42.413	0.625	1:27.866	81.08	5	1:28.537	92.2
10	▼ ¹	111	12a	10	Steven Colville	KTM / RC390 / (390)	5	7:37.224	77.91	45.953	3.540	1:28.805	80.23	5	1:29.697	94.3
11	=	151	12a	11	James Inman	Harris-Honda / XR / (600)	5	7:37.936	77.79	46.665	0.712	1:29.360	79.73	5	1:29.705	91.8
12	=	63	12a	12	Tim Oliver	KTM / SMR / (450)	5	7:41.093	77.26	49.822	3.157	1:29.753	79.38	4	1:30.675	95.7
13	▼ ³	16	12a	13	Dean Widdowson	KTM / RC390 / (390)	5	8:01.328	74.01	1:10.057	20.235	1:30.725	78.53	4	1:31.105	88.0
14	▼ ¹	118	12a	14	Brian Stroud	KTM / Duke / (690)	5	8:07.458	73.08	1:16.187	6.130	1:35.503	74.60	2	1:35.671	98.7
15	▼ ¹	96	12a	15	Matthew Welch	WRD / Supermono / (690)	5	8:08.166	72.97	1:16.895	0.708	1:32.689	76.86	4	1:34.562	96.7
16	▼ ¹	268	12a	16	Mark Fairweather	MZ / Skorpion / (660)	5	8:09.227	72.81	1:17.956	1.061	1:35.731	74.42	2	1:36.272	91.6
17	▲ ²	157	12a	17	Barry Jones	NWS / Simoto	5	8:13.628	72.16	1:22.357	4.401	1:35.398	74.68	5	1:35.651	89.6
18	▼ ²	14	12a	18	Gary Widdowson	KTM / / (690)	4	7:03.597	67.28	1 Lap	1 Lap	1:43.267	68.99	3	1:44.112	92.3

12a - Best Lap : No.154 Peter Boast - 1:20.789 / 92.5% of Race Winner's Speed : 80.12 mph

7c																
1	=	44	7c	1	George Hogton-Rusling	Hercberg / BSA / (930)	5	6:48.027	87.30			1:19.103	90.06	3	1:19.430	105.8
2	=	73	7c	2	Gary Porter	Rob / North / BSA	5	7:16.560	81.60	28.533	28.533	1:23.838	84.98	5	1:24.889	98.8
3	▲ ³	72	7c	3	Graham Williams	Seeley / Weslake / (900)	5	7:19.135	81.12	31.108	2.575	1:24.905	83.91	5	1:25.668	109.3
4	▼ ¹	123	7c	4	Ralph Coldwell	Seeley / Norton / (920)	5	7:53.645	75.21	1:05.618	34.510	1:31.693	77.70	2	1:33.081	100.3
5	▼ ¹	71	7c	5	Stephen Saint	Seeley / Commando / (748)	5	8:16.714	71.72	1:28.687	23.069	1:35.163	74.87	4	1:36.678	95.3

7c - Best Lap : No.44 George Hogton-Rusling - 1:19.103 / 92.5% of Race Winner's Speed : 80.76 mph

8m																
1	=	27	8m	1	Simon Walsh	Kawasaki / ZXR / (399)	5	7:06.782	83.47			1:23.741	85.08	3	1:23.824	97.7
2	=	46	8m	2	Grant Goodings	Honda / VFR / (399)	5	7:06.838	83.46	0.056	0.056	1:23.401	85.42	3	1:23.788	100.6
3	=	45	8m	3	Neil Robinson	Honda / CBR / (400)	5	7:07.231	83.38	0.449	0.393	1:22.942	85.90	4	1:23.013	97.3
4	=	76	8m	4	Jason Lamb	Yamaha / FZR / (399)	5	7:12.132	82.43	5.350	4.901	1:24.641	84.17	5	1:25.095	102.6
5	=	41	8m	5	Chris Bartlett	Kawasaki / ZXR / (400)	5	7:51.381	75.57	44.599	39.249	1:29.091	79.97	5	1:30.259	94.9
6	=	61	8m	6	David Williams	Honda / VFR / (399)	5	8:12.259	72.36	1:05.477	20.878	1:35.171	74.86	5	1:35.936	92.8
7	=	77	8m	7	Ben Langton	Honda / NC23 / (400)	5	8:14.670	72.01	1:07.888	2.411	1:33.637	76.09	4	1:33.754	92.9

8m - Best Lap : No.45 Neil Robinson - 1:22.942 / 92.5% of Race Winner's Speed : 77.21 mph

Leaders : No.44 George Hogton-Rusling (1-5)

Start Time : 31/07 - 17:56:21 / Flag Time : 18:03:09 / End Time : 18:04:38

Best lap : No.44 George Hogton-Rusling 1:19.103 90.06 mph

Weather : Overcast Air : 15°C Track : Dry

Previous Event Record : No.44 George Hogton-Rusling 1:19.483 89.63 mph

Timekeeper *David Jones*

Clerk of Course *John Green*


CRM Donington 2021 (GBR) 31/07 - 01/08/2021





Donington Park

31st Jul & 1st Aug 2021



1300,SS400,S.Mono(7c,8m,12a)

Race 17 (Saturday)
Lap Chart

For information purposes. No official / regulatory value

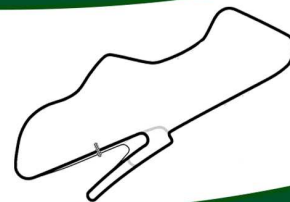
	1	2	3	4	5	6	7	8	9	10	11	12	13	14	15	16	17	18	19	20	21	22	23	24	25	26	27	28	29	30	31	32	33	34	35	36	37		
Grid	34	33	32	31	154	27	59	36	36	76	73			69	36	111	76	31	151	63	61	77	118	96	268	123	71	163	74	102	72	134	157	167	77	X			
Start																																							
Lap 1 Interval	44	154 0.6	33 2.0	42 0.9	27 0.8	38 0.3	59 0.4	46 0.3	45 0.1	76 0.1	69 1.6	73 0.0	102 1.2	72 1.3	16 0.0	111 0.4	63 0.6	36 0.7	151 0.2	134 0.6	123 2.8	77 1.4	118 0.2	268 1.0	61 2.6	41 0.3	96 0.8	157 0.7	71 1.4	14 1.7									
Lap 2	44	154 0.4	33 4.0	42 0.9	27 1.4	38 1.0	46 0.7	59 0.3	76 0.6	45 0.3	102 2.9	69 1.2	73 0.3	72 0.1	16 5.4	111 0.0	36 0.1	63 0.4	134 0.5	151 0.4	123 4.5	118 5.4	268 1.2	41 0.2	61 4.5	96 0.3	157 1.2	71 1.7	77 4.1	14 3.8									
Lap 3	44	154 2.1	33 6.1	42 0.5	27 2.7	38 1.3	46 0.1	59 0.2	45 1.8	76 0.9	102 1.5	73 3.9	69 0.3	72 0.3	36 7.7	134 1.0	16 1.3	111 0.0	151 0.1	63 0.1	123 7.9	41 3.5	118 5.0	268 0.9	61 4.2	96 0.2	157 1.6	71 2.2	77 2.4	14 12.1									
Lap 4	44	154 4.1	42 7.3	33 0.0	27 5.4	38 0.3	46 0.2	59 0.7	45 0.2	102 2.5	76 0.7	73 5.2	69 1.0	72 0.4	36 11.0	134 0.5	111 2.6	151 0.1	63 0.1	16 0.6	123 11.1	41 1.7	118 9.4	268 0.9	96 0.8	61 3.4	157 1.1	71 1.7	77 0.9	14 22.6									
Lap 5	44	154 3.2	33 7.9	42 0.0	59 7.2	27 0.2	46 0.0	45 0.3	38 1.4	102 1.1	76 2.2	73 4.4	72 2.5	69 0.6	36 13.3	134 0.6	111 3.5	151 0.7	63 3.1	41 10.2	123 2.2	16 7.6	118 6.1	96 0.7	268 1.0	61 3.0	157 1.3	77 1.0	71 2.0										





Donington Park

31st Jul & 1st Aug 2021



1300,SS400,S.Mono(7c,8m,12a)

**Race 17 (Saturday)
Analysis**

For information purposes. No official / regulatory value

Laps	Lap Time
No.14 Gary Widdowson	
1	1:52.042
2	1:44.112
3	1:43.267
4	1:44.176
No.16 Dean Widdowson	
1	1:36.131
2	1:31.105
3	1:31.411
4	1:30.725
5	1:51.956
No.27 Simon Walsh	
1	1:30.134
2	1:23.824
3	1:23.741
4	1:24.852
5	1:24.231
No.33 Andy Pike	
1	1:28.395
2	1:23.091
3	1:22.888
4	1:22.726
5	1:22.166
No.36 Joseph Webb	
1	1:37.927
2	1:29.542
3	1:28.801
4	1:28.983
5	1:27.806
No.38 Tom Blackwell	
1	1:30.454
2	1:24.512
3	1:24.055
4	1:24.920
5	1:24.785
No.41 Chris Bartlett	
1	1:47.285
2	1:32.953
3	1:30.259
4	1:31.793
5	1:29.091
No.42 Alex Sinclair	
1	1:29.308
2	1:23.151
3	1:22.502
4	1:22.071
5	1:22.236
No.44 George Hogton-Rusling	
1	1:25.635
2	1:21.297

Laps	Lap Time
3	1:19.103
4	1:19.430
5	1:22.562
No.45 Neil Robinson	
1	1:31.505
2	1:25.651
3	1:24.120
4	1:22.942
5	1:23.013
No.46 Grant Goodings	
1	1:31.319
2	1:24.427
3	1:23.401
4	1:23.788
5	1:23.903
No.59 Dan Ledger	
1	1:30.952
2	1:25.130
3	1:23.300
4	1:23.792
5	1:23.313
No.61 David Williams	
1	1:46.951
2	1:37.812
3	1:35.936
4	1:36.389
5	1:35.171
No.63 Tim Oliver	
1	1:37.208
2	1:30.675
3	1:31.135
4	1:29.753
5	1:32.322
No.69 Patrick Welch	
1	1:33.333
2	1:28.012
3	1:26.857
4	1:25.538
5	1:25.996
No.71 Stephen Saint	
1	1:50.307
2	1:37.808
3	1:36.678
4	1:35.163
5	1:36.758
No.72 Graham Williams	
1	1:36.043
2	1:25.758
3	1:26.761
4	1:25.668

Laps	Lap Time
5	1:24.905
No.73 Gary Porter	
1	1:33.359
2	1:28.335
3	1:26.139
4	1:24.889
5	1:23.838
No.76 Jason Lamb	
1	1:31.669
2	1:25.095
3	1:25.494
4	1:25.233
5	1:24.641
No.77 Ben Langton	
1	1:43.055
2	1:49.218
3	1:35.006
4	1:33.637
5	1:33.754
No.96 Matthew Welch	
1	1:48.093
2	1:37.034
3	1:35.788
4	1:32.689
5	1:34.562
No.102 Andrew Widdowson	
1	1:34.645
2	1:25.451
3	1:23.747
4	1:22.906
5	1:23.163
No.111 Steven Colville	
1	1:36.566
2	1:30.704
3	1:31.452
4	1:29.697
5	1:28.805
No.118 Brian Stroud	
1	1:43.276
2	1:35.503
3	1:36.729
4	1:36.279
5	1:35.671
No.123 Ralph Coldwell	
1	1:41.644
2	1:31.693
3	1:33.591
4	1:33.636
5	1:33.081





Donington Park

31st Jul & 1st Aug 2021



1300,SS400,S.Mono(7c,8m,12a)

Race 17 (Saturday)
Analysis


For information purposes. No official / regulatory value

Laps	Lap Time
No.134 Oliver Bingham	
1	1:38.821
2	1:29.598
3	1:28.862
4	1:28.537
5	1:27.866
No.151 James Inman	
1	1:38.207
2	1:30.627
3	1:30.037
4	1:29.705
5	1:29.360
No.154 Peter Boast	
1	1:26.306
2	1:21.081
3	1:20.789
4	1:21.459
5	1:21.636
No.157 Barry Jones	
1	1:48.823
2	1:37.570
3	1:36.186
4	1:35.651
5	1:35.398
No.268 Mark Fairweather	
1	1:44.290
2	1:35.731
3	1:36.436
4	1:36.272
5	1:36.498



Donington Park

31st Jul & 1st Aug 2021



1300,SS400,S.Mono(7c,8m,12a)

Race 17 (Saturday)
Starting Grid

Document 5

13					
12		17 Andrew Rivett Yamaha / FZR / (400)		167 Bart Reid Spondon / Rotax / (600)	
11		157 Barry Jones NWS / Simoto	134 Oliver Bingham Yamaha / SR / (500)		72 Graham Williams Seeley / Westlake / (900)
10	102 Andrew Widdowson Honda / CRF / (450)		14 Gary Widdowson KTM / / (690)		163 Chris Tyler Seeley / Commando / (960)
9		71 Stephen Saint Seeley / Commando / (748)		123 Ralph Coldwell Seeley / Norton / (920)	268 Mark Fairweather MZ / Skorpion / (660)
8	96 Matthew Welch WRD / Supermono / (690)		118 Brian Stroud KTM / Duke / (690)		77 Ben Langton Honda / NC23 / (400)
7		61 David Williams Honda / VFR / (399)		63 Tim Oliver KTM / SMR / (450)	151 James Inman Harris-Honda / XR / (600)
6	41 Chris Bartlett Kawasaki / ZXR / (400)		16 Dean Widdowson KTM / RC390 / (390)		111 Steven Colville KTM / RC390 / (390)
5		36 Joseph Webb KTM / Duke / (690)		69 Patrick Welch WRD / Supermono / (690)	
4	73 Gary Porter Rob / North / BSA		76 Jason Lamb Yamaha / FZR / (399)		45 Neil Robinson Honda / CBR / (400)
3		46 Grant Goodings Honda / VFR / (399)		38 Tom Blackwell Kramer / HR2 / (690)	59 Dan Ledger KTM / / (650)
2	27 Simon Walsh Kawasaki / ZXR / (399)		154 Peter Boast KTM / Tigcraft / (690)		9 William Grant KTM / RC390 / (372)
1		42 Alex Sinclair BMR / Yamaha / (450)		33 Andy Pike KTM / / (690)	44 George Hogton-Rusling Hercberg / BSA / (930)

POLE POSITION



Start : 31/07 - 16:51 5 Laps = 9.895 miles

CRMC Donington 2021 (GBR) 31/07 - 01/08/2021

Sports Timing Systems

Page 1 / 1

Apex Timing GoRacing

