




Cadwell Park

3rd & 4th July 2021



**1300,PC750,S.Mono
(7c,8c,12a)**

**Race 30 (Sunday)
Results 5 Laps = 11.000 miles**

Document 10.1

Rnk	No.	Class	Rnk	Rider	Entry	Laps	Time	mph	Gap	Interv.	Best lap	mph	In Lap	2nd Best	Spd
1	154	12a	1	Peter Boast	KTM / Tigcraft / (690)	5	8:56.304	73.84			1:45.191	75.29	5	1:46.027	107.9
2	39	8c	1	Tony Hart	Ducati / TTF1 / (750)	5	8:56.524	73.81	0.220	0.220	1:45.496	75.07	4	1:45.680	110.0
3	33	12a	2	Andy Pike	KTM / (690)	5	9:01.908	73.08	5.604	5.384	1:46.567	74.32	3	1:46.953	104.7
4	100	8c	2	Hefyn Owen	Ducati / TT1 / (750)	5	9:19.557	70.77	23.253	17.649	1:48.929	72.71	3	1:49.890	106.2
5	162	8c	3	Darren Cooper	Yamaha / FZ / (600)	5	9:20.350	70.67	24.046	0.793	1:50.183	71.88	2	1:50.620	100.0
6	411	8c	4	Steve Mason	Ducati / TT1 / (750)	5	9:28.042	69.71	31.738	7.692	1:50.239	71.84	4	1:50.594	107.7
7	112	8c	5	Eddy Wormald	Yamaha / FZ / (600)	5	9:32.157	69.21	35.853	4.115	1:51.115	71.28	5	1:51.573	100.3
8	41	8c	6	Mark George	Ducati / TT1 / (498)	5	9:33.197	69.09	36.893	1.040	1:52.943	70.12	2	1:53.020	107.7
9	55	8c	7	Chris Saltinstall	Moto-Guzzi / Le-Mans / (1064)	5	9:34.469	68.93	38.165	1.272	1:53.511	69.77	3	1:53.542	107.5
10	30	8c	8	Steven Panter	Yamaha / FZ / (600)	5	9:35.869	68.77	39.565	1.400	1:53.109	70.02	3	1:53.267	98.4
11	63	12a	3	Tim Oliver	KTM / SMR / (450)	5	9:38.926	68.40	42.622	3.057	1:53.754	69.62	4	1:54.066	97.8
12	266	8c	9	James Fisher	Honda / CBX / (1233)	5	9:39.991	68.28	43.687	1.065	1:53.749	69.63	5	1:54.621	97.8
13	77	8c	10	Mark Foster	Yamaha / FZ / (599)	5	9:42.133	68.03	45.829	2.142	1:53.646	69.69	3	1:54.360	98.0
14	198	8c	11	William Paget	Yamaha / FZ / (600)	5	9:46.847	67.48	50.543	4.714	1:54.974	68.89	4	1:55.157	91.6
15	16	12a	4	Dean Widdowson	KTM / 390-RC / (390)	5	9:52.941	66.79	56.637	6.094	1:53.879	69.55	3	1:53.985	93.7
16	151	12a	5	James Inman	Harris-Honda / XR / (600)	5	9:58.622	66.15	1:02.318	5.681	1:56.404	68.04	5	1:58.259	93.6
17	19	12a	6	Clive Somerfield	Honda / Kerby / (500)	5	9:59.861	66.02	1:03.557	1.239	1:57.897	67.18	5	1:58.170	93.3
18	26	8c	12	Michael Blake	Yamaha / FZ-R1 / (600)	5	10:08.000	65.13	1:11.696	8.139	1:56.980	67.70	5	1:58.276	100.3
19	36	12a	7	Joe Webb	KTM / Duke / (690)	5	10:10.090	64.91	1:13.786	2.090	1:59.210	66.44	4	1:59.552	101.2
20	32	8c	13	Geoff Knight	Yamaha / FZ / (599)	5	10:12.635	64.64	1:16.331	2.545	1:58.846	66.64	5	1:59.986	97.4
21	123	7c	1	Ralph Coldwell	Seeley / Norton / (920)	5	10:13.779	64.52	1:17.475	1.144	1:58.769	66.68	2	2:00.057	104.7
22	268	12a	8	Mark Fairweather	MZ / Skorpion / (660)	5	10:14.608	64.43	1:18.304	0.829	1:59.016	66.55	4	2:00.533	97.5
23	14	12a	9	Gary Widdowson	KTM / 690 / (690)	5	10:15.678	64.32	1:19.374	1.070	1:59.743	66.14	3	1:59.913	101.7
24	157	12a	10	Barry Jones	Yamaha / SZR / (660)	5	10:22.692	63.59	1:26.388	7.014	2:01.046	65.43	5	2:01.062	101.2
25	89	8c	14	Sam Broad	P&M / Suzuki-TTF1 / (1085)	5	10:27.400	63.12	1:31.096	4.708	1:58.113	67.05	5	2:01.413	113.7
26	97	8c	15	Shaun Mulligan	BMW / R100 / (980)	5	10:29.210	62.94	1:32.906	1.810	2:01.291	65.30	5	2:02.996	95.2
27	3	8c	16	Dean Edwards	P&M / Kawasaki / (1170)	5	10:33.450	62.51	1:37.146	4.240	2:02.342	64.74	3	2:02.939	114.5
28	38	8c	17	Rory Hill	Yamaha / FZ / (599)	5	10:50.224	60.90	1:53.920	16.774	2:03.934	63.90	3	2:05.094	94.5
29	152	12a	11	Archie Inman	Honda / CRF450 / (450)	5	10:58.917	60.10	2:02.613	8.693	2:07.634	62.05	3	2:07.969	104.0
Not Classified															
	29	8c		Derek Cripps	Yamaha / RD-YPVS / (350)	4	7:41.158	68.70	Retired		1:53.462	69.80	3	1:53.721	96.8
	96	12a		Matthew Welch	WRD / 690 / (690)	3	6:42.819	58.98	Retired		2:08.665	61.56	3	2:10.325	99.1
	102	12a		Andrew Widdowson	Honda / CRF / (450)	1	1:53.683	69.67	Retired		1:51.654	70.93	1		103.4

12a - Best Lap : No.154 Peter Boast - 1:45.191 / 92.5% of Race Winner's Speed : 68.30 mph

8c - Best Lap : No.39 Tony Hart - 1:45.496 / 92.5% of Race Winner's Speed : 68.27 mph

7c - Best Lap : No.123 Ralph Coldwell - 1:58.769 / 92.5% of Race Winner's Speed : 59.68 mph

Leaders : No.154 Peter Boast (1-3) / No.39 Tony Hart (4-4) / No.154 Peter Boast (5-5)

Start Time : 04/07 - 14:35:06 / Flag Time : 14:43:59 / End Time : 14:46:05

Best lap : No.154 Peter Boast 1:45.191 75.29 mph


Weather : Sunny Air : 19°C Track : Dry

Event Record : No.44 George Hogton-Rusling 1:44.307 75.93 mph



Cadwell Park

3rd & 4th July 2021



**1300,PC750,S.Mono
(7c,8c,12a)**

**Race 30 (Sunday)
Results 5 Laps = 11.000 miles**

Document 10.1

Rnk	No.	Class	Rnk	Rider	Entry	Laps	Time	mph	Gap	Interv.	Best lap	mph	In Lap	2nd Best	Spd	
12a																
1	=	154	12a	1	Peter Boast	KTM / Tigcraft / (690)	5	8:56.304	73.84		1:45.191	75.29	5	1:46.027	107.9	
2	=	33	12a	2	Andy Pike	KTM / (690)	5	9:01.908	73.08	5.604	5.604	1:46.567	74.32	3	1:46.953	104.7
3	▲ ¹	63	12a	3	Tim Oliver	KTM / SMR / (450)	5	9:38.926	68.40	42.622	37.018	1:53.754	69.62	4	1:54.066	97.8
4	▲ ²	16	12a	4	Dean Widdowson	KTM / 390-RC / (390)	5	9:52.941	66.79	56.637	14.015	1:53.879	69.55	3	1:53.985	93.7
5	▲ ⁵	151	12a	5	James Inman	Harris-Honda / XR / (600)	5	9:58.622	66.15	1:02.318	5.681	1:56.404	68.04	5	1:58.259	93.6
6	▲ ¹	19	12a	6	Clive Somerfield	Honda / Kerby / (500)	5	9:59.861	66.02	1:03.557	1.239	1:57.897	67.18	5	1:58.170	93.3
7	▲ ¹	36	12a	7	Joe Webb	KTM / Duke / (690)	5	10:10.090	64.91	1:13.786	10.229	1:59.210	66.44	4	1:59.552	101.2
8	▲ ³	268	12a	8	Mark Fairweather	MZ / Skorpion / (660)	5	10:14.608	64.43	1:18.304	4.518	1:59.016	66.55	4	2:00.533	97.5
9	=	14	12a	9	Gary Widdowson	KTM / 690 / (690)	5	10:15.678	64.32	1:19.374	1.070	1:59.743	66.14	3	1:59.913	101.7
10	▲ ⁴	157	12a	10	Barry Jones	Yamaha / SZR / (660)	5	10:22.692	63.59	1:26.388	7.014	2:01.046	65.43	5	2:01.062	101.2
11	▲ ¹	152	12a	11	Archie Inman	Honda / CRF450 / (450)	5	10:58.917	60.10	2:02.613	36.225	2:07.634	62.05	3	2:07.969	104.0
Not Classified																
		96	12a		Matthew Welch	WRD / 690 / (690)	3	6:42.819	58.98	Retired		2:08.665	61.56	3	2:10.325	99.1
		102	12a		Andrew Widdowson	Honda / CRF / (450)	1	1:53.683	69.67	Retired		1:51.654	70.93	1		103.4

12a - Best Lap : No.154 Peter Boast - 1:45.191 / 92.5% of Race Winner's Speed : 68.30 mph

7c																
1	=	123	7c	1	Ralph Coldwell	Seeley / Norton / (920)	5	10:13.779	64.52			1:58.769	66.68	2	2:00.057	104.7

7c - Best Lap : No.123 Ralph Coldwell - 1:58.769 / 92.5% of Race Winner's Speed : 59.68 mph

8c																
1	=	39	8c	1	Tony Hart	Ducati / TTF1 / (750)	5	8:56.524	73.81			1:45.496	75.07	4	1:45.680	110.0
2	▲ ¹	100	8c	2	Hefyn Owen	Ducati / TT1 / (750)	5	9:19.557	70.77	23.033	23.033	1:48.929	72.71	3	1:49.890	106.2
3	▼ ¹	162	8c	3	Darren Cooper	Yamaha / FZ / (600)	5	9:20.350	70.67	23.826	0.793	1:50.183	71.88	2	1:50.620	100.0
4	▲ ¹²	411	8c	4	Steve Mason	Ducati / TT1 / (750)	5	9:28.042	69.71	31.518	7.692	1:50.239	71.84	4	1:50.594	107.7
5	▲ ¹⁴	112	8c	5	Eddy Wormald	Yamaha / FZ / (600)	5	9:32.157	69.21	35.633	4.115	1:51.115	71.28	5	1:51.573	100.3
6	=	41	8c	6	Mark George	Ducati / TT1 / (498)	5	9:33.197	69.09	36.673	1.040	1:52.943	70.12	2	1:53.020	107.7
7	=	55	8c	7	Chris Saltinstall	Moto-Guzzi / Le-Mans / (1064)	5	9:34.469	68.93	37.945	1.272	1:53.511	69.77	3	1:53.542	107.5
8	▲ ¹	30	8c	8	Steven Panter	Yamaha / FZ / (600)	5	9:35.869	68.77	39.345	1.400	1:53.109	70.02	3	1:53.267	98.4
9	▼ ⁴	266	8c	9	James Fisher	Honda / CBX / (1233)	5	9:39.991	68.28	43.467	4.122	1:53.749	69.63	5	1:54.621	97.8
10	▼ ²	77	8c	10	Mark Foster	Yamaha / FZ / (599)	5	9:42.133	68.03	45.609	2.142	1:53.646	69.69	3	1:54.360	98.0
11	=	198	8c	11	William Paget	Yamaha / FZ / (600)	5	9:46.847	67.48	50.323	4.714	1:54.974	68.89	4	1:55.157	91.6
12	▲ ¹	26	8c	12	Michael Blake	Yamaha / FZ-R1 / (600)	5	10:08.000	65.13	1:11.476	21.153	1:56.980	67.70	5	1:58.276	100.3
13	▼ ¹	32	8c	13	Geoff Knight	Yamaha / FZ / (599)	5	10:12.635	64.64	1:16.111	4.635	1:58.846	66.64	5	1:59.986	97.4
14	▲ ⁴	89	8c	14	Sam Broad	P&M / Suzuki-TTF1 / (1085)	5	10:27.400	63.12	1:30.876	14.765	1:58.113	67.05	5	2:01.413	113.7
15	=	97	8c	15	Shaun Mulligan	BMW / R100 / (980)	5	10:29.210	62.94	1:32.686	1.810	2:01.291	65.30	5	2:02.996	95.2
16	▼ ²	3	8c	16	Dean Edwards	P&M / Kawasaki / (1170)	5	10:33.450	62.51	1:36.926	4.240	2:02.342	64.74	3	2:02.939	114.5
17	▲ ³	38	8c	17	Rory Hill	Yamaha / FZ / (599)	5	10:50.224	60.90	1:53.700	16.774	2:03.934	63.90	3	2:05.094	94.5
Not Classified																
		29	8c		Derek Cripps	Yamaha / RD-YPVS / (350)	4	7:41.158	68.70	Retired		1:53.462	69.80	3	1:53.721	96.8

8c - Best Lap : No.39 Tony Hart - 1:45.496 / 92.5% of Race Winner's Speed : 68.27 mph

Leaders : No.154 Peter Boast (1-3) / No.39 Tony Hart (4-4) / No.154 Peter Boast (5-5)

Start Time : 04/07 - 14:35:06 / Flag Time : 14:43:59 / End Time : 14:46:05

Best lap : No.154 Peter Boast 1:45.191 75.29 mph

Weather : Sunny Air : 19°C Track : Dry

Event Record : No.44 George Hogton-Rusling 1:44.307 75.93 mph

Timekeeper *Dave Jones*

Timekeeper Assistant *E-Ouise.wy*


Clerk of Course *J. Green*

CRMC Cadwell 2021 (GBR) 03-04/07/2021



Cadwell Park

3rd & 4th July 2021



**1300, PC750, S.Mono
(7c, 8c, 12a)**

**Race 30 (Sunday)
Lap Chart**


For information purposes. No official / regulatory value

	1	2	3	4	5	6	7	8	9	10	11	12	13	14	15	16	17	18	19	20	21	22	23	24	25	26	27	28	29	30	31	32	33	34	35	36	37	38	39					
Grid	154	33	39	102	162	100	29	266	41	63	55	77		8	16	19	30	36	198	123	36	32	26	14	151	86	268	3	97	152	96	411	51	89	157	44	112	38	8					
Start	154	39	33	102	162	100	29	266	55	63	41	77	19	30	151	123	16	14	198	36	268	32	26	152	157	411	97	112	89	38	3	96												
Lap 1 Interval	154	39	33	102	162	100	55	29	41	63	30	411	266	77	19	112	198	151	36	123	268	32	16	14	26	157	97	38	3	89	152	96												
	0.4	1.0	0.1	2.8	1.3	1.2	0.7	0.1	1.3	0.2	0.0	0.2	0.8	2.2	0.1	0.0	1.1	4.2	0.0	0.7	0.5	0.4	0.4	0.3	1.7	1.3	0.9	1.5	1.3	2.9	2.9	0.6												
Lap 2	154	39	33	162	100	55	41	411	29	30	63	266	77	112	198	19	151	123	16	36	268	32	26	14	157	97	38	3	89	152	96													
	0.2	1.9	5.9	2.3	3.6	0.3	0.0	0.8	1.6	0.5	0.3	0.5	0.0	4.2	2.6	1.4	3.9	0.8	0.4	1.2	1.2	0.1	1.5	4.4	1.2	1.7	2.4	0.9	7.4	0.8														
Lap 3	154	39	33	162	100	411	55	41	29	30	112	63	77	266	198	19	151	16	36	123	26	32	268	14	157	97	38	3	89	152	96													
	0.2	1.9	10.0	0.6	5.7	2.5	0.4	0.7	1.3	0.0	1.5	0.4	0.6	5.3	7.0	0.1	0.2	7.1	0.9	0.4	1.0	0.4	0.4	5.7	4.4	1.4	0.8	0.6	13.0	1.8														
Lap 4	39	154	33	100	162	411	55	41	112	29	30	63	266	77	198	16	19	151	36	26	123	268	32	14	157	97	89	3	38	152														
	0.2	3.1	13.5	0.8	5.2	6.0	0.1	0.8	0.1	0.8	2.0	2.2	0.2	5.2	7.2	3.0	0.2	8.3	0.4	1.3	0.9	0.4	0.8	7.0	6.2	1.3	0.8	1.7	16.9															
Lap 5	154	39	33	100	162	411	112	41	55	30	63	266	77	198	16	151	19	26	36	32	123	268	14	157	89	97	3	38	152															
	0.2	5.3	17.6	0.7	7.6	4.1	1.0	1.2	1.4	3.0	1.0	2.1	4.7	6.0	5.6	1.2	8.1	2.0	2.5	1.1	0.8	1.0	7.0	4.7	1.8	4.2	16.7	8.6																



Cadwell Park

3rd & 4th July 2021



**1300,PC750,S.Mono
(7c,8c,12a)**

**Race 30 (Sunday)
Analysis**

For information purposes. No official / regulatory value

Laps	Lap Time
No.3 Dean Edwards	
1	2:10.962
2	2:05.976
3	2:02.342
4	2:02.939
5	2:03.297
No.14 Gary Widdowson	
1	2:07.908
2	2:01.969
3	1:59.743
4	1:59.913
5	2:01.042
No.16 Dean Widdowson	
1	2:07.498
2	1:57.811
3	1:53.879
4	1:54.739
5	1:53.985
No.19 Clive Somerfield	
1	2:00.736
2	1:59.078
3	1:59.747
4	1:58.170
5	1:57.897
No.26 Michael Blake	
1	2:07.699
2	2:00.102
3	1:59.311
4	1:58.276
5	1:56.980
No.29 Derek Cripps	
1	1:57.241
2	1:54.114
3	1:53.462
4	1:53.721
No.30 Steven Panter	
1	1:57.199
2	1:53.993
3	1:53.109
4	1:53.267
5	1:53.832
No.32 Geoff Knight	
1	2:06.533
2	2:01.164
3	2:00.562
4	1:59.986
5	1:58.846
No.33 Andy Pike	
1	1:51.653
2	1:47.276


Laps	Lap Time
3	1:46.567
4	1:46.953
5	1:47.621
No.36 Joe Webb	
1	2:05.356
2	2:00.069
3	2:00.590
4	1:59.210
5	1:59.552
No.38 Rory Hill	
1	2:10.015
2	2:05.094
3	2:03.934
4	2:05.540
5	2:18.290
No.39 Tony Hart	
1	1:50.608
2	1:46.336
3	1:46.579
4	1:45.496
5	1:45.680
No.41 Mark George	
1	1:56.797
2	1:52.943
3	1:53.665
4	1:53.514
5	1:53.020
No.55 Chris Saltinstall	
1	1:56.027
2	1:53.542
3	1:53.511
4	1:53.802
5	1:54.482
No.63 Tim Oliver	
1	1:58.182
2	1:54.819
3	1:54.066
4	1:53.754
5	1:54.884
No.77 Mark Foster	
1	1:59.246
2	1:54.360
3	1:53.646
4	1:55.696
5	1:55.666
No.89 Sam Broad	
1	2:12.997
2	2:05.535
3	2:02.072
4	2:01.413

Laps	Lap Time
5	1:58.113
No.96 Matthew Welch	
1	2:15.837
2	2:10.325
3	2:08.665
No.97 Shaun Mulligan	
1	2:09.840
2	2:04.239
3	2:04.260
4	2:02.996
5	2:01.291
No.100 Hefyn Owen	
1	1:55.628
2	1:51.159
3	1:48.929
4	1:49.890
5	1:51.713
No.102 Andrew Widdowson	
1	1:51.654
No.112 Eddy Wormald	
1	1:58.452
2	1:52.047
3	1:51.573
4	1:52.255
5	1:51.115
No.123 Ralph Coldwell	
1	2:05.838
2	1:58.769
3	2:02.796
4	2:00.057
5	2:01.454
No.151 James Inman	
1	2:01.667
2	1:59.159
3	1:58.415
4	1:58.259
5	1:56.404
No.152 Archie Inman	
1	2:17.496
2	2:10.068
3	2:07.634
4	2:07.969
5	2:10.021
No.154 Peter Boast	
1	1:50.624
2	1:46.534
3	1:46.608
4	1:46.027
5	1:45.191



Cadwell Park

3rd & 4th July 2021



**1300,PC750,S.Mono
(7c,8c,12a)**

**Race 30 (Sunday)
Analysis**

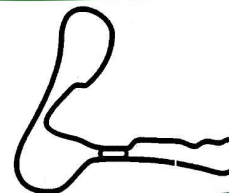
For information purposes. No official / regulatory value

Laps	Lap Time
No.157 Barry Jones	
1	2:09.169
2	2:04.379
3	2:01.062
4	2:01.124
5	2:01.046
No.162 Darren Cooper	
1	1:54.369
2	1:50.183
3	1:50.620
4	1:51.325
5	1:51.682
No.198 William Paget	
1	2:00.068
2	1:56.176
3	1:55.282
4	1:54.974
5	1:55.157
No.266 James Fisher	
1	1:59.094
2	1:54.621
3	1:54.830
4	1:54.829
5	1:53.749
No.268 Mark Fairweather	
1	2:06.060
2	2:00.533
3	2:02.260
4	1:59.016
5	2:01.309
No.411 Steve Mason	
1	1:55.360
2	1:51.377
3	1:50.594
4	1:50.239
5	1:54.121



Cadwell Park

3rd & 4th July 2021



**1300, PC750, S.Mono
(7c, 8c, 12a)**

**Race 30 (Sunday)
Starting Grid**

Document 9

13	112 Eddy Wormald Yamaha / FZ / (600)	38 Rory Hill Yamaha / FZ / (599)	9 William Grant KTM / RC390 / (372)
12	89 Sam Broad P&M / Suzuki-TTF1 / (1085)	157 Barry Jones Yamaha / SZR / (660)	44 George Hogton-Rusling Herberg / BSA / (930)
11	96 Matthew Welch WRD / 690 / (690)	411 Steve Mason Ducati / TT1 / (750)	51 Ian Stanley Yamaha / FZ / (600)
10	3 Dean Edwards P&M / Kawasaki / (1170)	97 Shaun Mulligan BMW / R100 / (980)	152 Archie Inman Honda / CRF450 / (450)
9	151 James Inman Harris-Honda / XR / (600)	86 Kelly Carruthers Honda / CB / (350)	268 Mark Fairweather MZ / Skorpion / (660)
8	32 Geoff Knight Yamaha / FZ / (599)	26 Michael Blake Yamaha / FZ-R1 / (600)	14 Gary Widdowson KTM / 690 / (690)
7	198 William Paget Yamaha / FZ / (600)	123 Ralph Coldwell Seeley / Norton / (920)	36 Joe Webb KTM / Duke / (690)
6	19 Clive Somerfield Honda / Kerby / (500)	30 Steven Panter Yamaha / FZ / (600)	48 Ben Rusling Yamaha / FZ / (600)
5	69 Patrick Welch W.R.D. / Supermono / (690)	16 Dean Widdowson KTM / 390-RC / (390)	
4	63 Tim Oliver KTM / SMR / (450)	55 Chris Saltinstall Moto-Guzzi / Le-Mans / (1064)	77 Mark Foster Yamaha / FZ / (599)
3	29 Derek Cripps Yamaha / RD-YPVS / (350)	266 James Fisher Honda / CBX / (1233)	41 Mark George Ducati / TT1 / (498)
2	102 Andrew Widdowson Honda / CRF / (450)	162 Darren Cooper Yamaha / FZ / (600)	100 Hefyn Owen Ducati / TT1 / (750)
1	154 Peter Boast KTM / Tigcraft / (690)	33 Andy Pike KTM / (690)	39 Tony Hart Ducati / TTF1 / (750)

POLE POSITION



Start : 04/07 - 13:33 5 Laps = 11.000 miles

CRMC Cadwell 2021 (GBR) 03-04/07/2021

Sports Timing Systems

Page 1 / 1

Apex Timing GoRacing

