




Cadwell Park

3rd & 4th July 2021



**1300,PC750,S.Mono
(7c,8c,12a)**

**Qualifying Practice (Saturday)
Results**

Document 2.1

Rnk	No.	Class	Rider	Entry	Laps	Best lap	mph	In Lap	Gap	Interv.	2nd Best	Spd
1	44	7c	George Hogton-Rusling	Hercberg / BSA / (930)	4	1:44.307	75.93	3			1:47.268	106.5
2	154	12a	Peter Boast	KTM / Tigcraft / (690)	3	1:47.898	73.40	3	3.591	3.591	1:49.101	110.2
3	39	8c	Tony Hart	Ducati / TTF1 / (750)	4	1:49.883	72.08	4	5.576	1.985	1:50.568	112.6
4	102	12a	Andrew Widdowson	Honda / CRF / (450)	5	1:50.363	71.76	4	6.056	0.480	1:50.421	101.5
5	33	12a	Andy Pike	KTM / (690)	4	1:50.691	71.55	3	6.384	0.328	1:50.793	104.4
6	29	8c	Derek Cripps	Yamaha / RD-YPVS / (350)	4	1:50.808	71.47	3	6.501	0.117	1:51.690	97.7
7	112	8c	Eddy Wormald	Yamaha / FZ / (600)	4	1:51.715	70.89	3	7.408	0.907	1:52.425	103.1
8	162	8c	Darren Cooper	Yamaha / FZ / (600)	4	1:52.683	70.29	3	8.376	0.968	1:53.798	99.9
9	30	8c	Steven Panter	Yamaha / FZ / (600)	4	1:55.535	68.55	3	11.228	2.852	1:55.550	100.0
10	198	8c	William Paget	Yamaha / FZ / (600)	4	1:56.660	67.89	4	12.353	1.125	1:57.238	99.0
11	411	8c	Steve Mason	Ducati / TT1 / (750)	3	1:56.843	67.78	3	12.536	0.183	1:58.167	110.2
12	77	8c	Mark Foster	Yamaha / FZ / (599)	4	1:56.951	67.72	3	12.644	0.108	1:56.969	98.0
13	100	8c	Hefyn Owen	Ducati / TT1 / (750)	3	1:57.427	67.45	3	13.120	0.476	1:59.126	106.7
14	266	8c	James Fisher	Honda / CBX / (1233)	4	1:57.839	67.21	4	13.532	0.412	1:58.212	94.9
15	41	8c	Mark George	Ducati / TT1 / (498)	4	1:58.384	66.90	3	14.077	0.545	1:58.519	106.0
16	48	8c	Ben Rusling	Yamaha / FZ / (600)	4	2:01.491	65.19	3	17.184	3.107	2:02.788	96.8
17	16	12a	Dean Widdowson	KTM / 390-RC / (390)	4	2:02.745	64.52	4	18.438	1.254	2:04.632	90.6
18	86	7c	Kelly Carruthers	Honda / CB / (350)	4	2:02.941	64.42	2	18.634	0.196	2:04.728	94.8
19	151	12a	James Inman	Harris-Honda / XR / (600)	5	2:02.988	64.40	5	18.681	0.047	2:03.613	93.5
20	69	12a	Patrick Welch	W.R.D. / Supermono / (690)	3	2:03.093	64.34	3	18.786	0.105	2:07.853	103.2
21	123	7c	Ralph Coldwell	Seeley / Norton / (920)	4	2:03.241	64.26	2	18.934	0.148	2:03.665	105.8
22	19	12a	Clive Somerfield	Honda / Kerby / (500)	4	2:03.478	64.14	3	19.171	0.237	2:04.030	97.5
23	63	12a	Tim Oliver	KTM / SMR / (450)	4	2:03.766	63.99	3	19.459	0.288	2:04.918	95.6
24	89	8c	Sam Broad	P&M / Suzuki-TTF1 / (1085)	4	2:04.179	63.78	4	19.872	0.413	2:04.508	112.6
25	32	8c	Geoff Knight	Yamaha / FZ / (599)	4	2:04.481	63.62	4	20.174	0.302	2:04.680	97.8
26	268	12a	Mark Fairweather	MZ / Skorpion / (660)	4	2:05.299	63.21	4	20.992	0.818	2:06.124	94.0
27	36	12a	Joe Webb	KTM / Duke / (690)	4	2:05.353	63.18	4	21.046	0.054	2:06.205	101.8
28	38	8c	Rory Hill	Yamaha / FZ / (599)	5	2:05.581	63.07	5	21.274	0.228	2:07.673	97.0
29	14	12a	Gary Widdowson	KTM / 690 / (690)	3	2:05.931	62.89	3	21.624	0.350	2:07.636	100.5
30	157	12a	Barry Jones	Yamaha / SZR / (660)	4	2:06.991	62.37	4	22.684	1.060	2:12.026	97.3
31	9	12a	William Grant	KTM / RC390 / (372)	2	2:10.267	60.80	2	25.960	3.276	2:10.809	96.3
32	96	12a	Matthew Welch	WRD / 690 / (690)	2	2:12.856	59.61	2	28.549	2.589	2:29.022	95.2
33	152	12a	Archie Inman	Honda / CRF450 / (450)	3	2:14.231	59.00	3	29.924	1.375	2:18.463	98.8
34	97	8c	Shaun Mulligan	BMW / R100 / (980)	3	2:16.502	58.02	1	32.195	2.271	2:17.187	84.8
35	26	8c	Michael Blake	Yamaha / FZ-R1 / (600)	1	2:17.883	57.44	1	33.576	1.381		93.5

Start Time : 03/07 - 09:12:37 / Flag Time : 09:21:33 / End Time : 09:23:32


Best lap : No.44 George Hogton-Rusling 1:44.307 75.93 mph

Weather : Overcast Air : 16°C Track : Dry



Cadwell Park

3rd & 4th July 2021



**1300,PC750,S.Mono
(7c,8c,12a)**

**Qualifying Practice (Saturday)
Results**

Document 2.1

Rnk	No.	Class	Rider	Entry	Laps	Best lap	mph	In Lap	Gap	Interv.	2nd Best	Spd
12a												
1	154	12a	Peter Boast	KTM / Tigcraft / (690)	3	1:47.898	73.40	3			1:49.101	110.2
2	102	12a	Andrew Widdowson	Honda / CRF / (450)	5	1:50.363	71.76	4	2.465	2.465	1:50.421	101.5
3	33	12a	Andy Pike	KTM / (690)	4	1:50.691	71.55	3	2.793	0.328	1:50.793	104.4
4	16	12a	Dean Widdowson	KTM / 390-RC / (390)	4	2:02.745	64.52	4	14.847	12.054	2:04.632	90.6
5	151	12a	James Inman	Harris-Honda / XR / (600)	5	2:02.988	64.40	5	15.090	0.243	2:03.613	93.5
6	69	12a	Patrick Welch	W.R.D. / Supermono / (690)	3	2:03.093	64.34	3	15.195	0.105	2:07.853	103.2
7	19	12a	Clive Somerfield	Honda / Kerby / (500)	4	2:03.478	64.14	3	15.580	0.385	2:04.030	97.5
8	63	12a	Tim Oliver	KTM / SMR / (450)	4	2:03.766	63.99	3	15.868	0.288	2:04.918	95.6
9	268	12a	Mark Fairweather	MZ / Skorpion / (660)	4	2:05.299	63.21	4	17.401	1.533	2:06.124	94.0
10	36	12a	Joe Webb	KTM / Duke / (690)	4	2:05.353	63.18	4	17.455	0.054	2:06.205	101.8
11	14	12a	Gary Widdowson	KTM / 690 / (690)	3	2:05.931	62.89	3	18.033	0.578	2:07.636	100.5
12	157	12a	Barry Jones	Yamaha / SZR / (660)	4	2:06.991	62.37	4	19.093	1.060	2:12.026	97.3
13	9	12a	William Grant	KTM / RC390 / (372)	2	2:10.267	60.80	2	22.369	3.276	2:10.809	96.3
14	96	12a	Matthew Welch	WRD / 690 / (690)	2	2:12.856	59.61	2	24.958	2.589	2:29.022	95.2
15	152	12a	Archie Inman	Honda / CRF450 / (450)	3	2:14.231	59.00	3	26.333	1.375	2:18.463	98.8

7c												
1	44	7c	George Hogton-Rusling	Hercberg / BSA / (930)	4	1:44.307	75.93	3			1:47.268	106.5
2	86	7c	Kelly Carruthers	Honda / CB / (350)	4	2:02.941	64.42	2	18.634	18.634	2:04.728	94.8
3	123	7c	Ralph Coldwell	Seeley / Norton / (920)	4	2:03.241	64.26	2	18.934	0.300	2:03.665	105.8

8c												
1	39	8c	Tony Hart	Ducati / TTF1 / (750)	4	1:49.883	72.08	4			1:50.568	112.6
2	29	8c	Derek Cripps	Yamaha / RD-YPVS / (350)	4	1:50.808	71.47	3	0.925	0.925	1:51.690	97.7
3	112	8c	Eddy Wormald	Yamaha / FZ / (600)	4	1:51.715	70.89	3	1.832	0.907	1:52.425	103.1
4	162	8c	Darren Cooper	Yamaha / FZ / (600)	4	1:52.683	70.29	3	2.800	0.968	1:53.798	99.9
5	30	8c	Steven Panter	Yamaha / FZ / (600)	4	1:55.535	68.55	3	5.652	2.852	1:55.550	100.0
6	198	8c	William Paget	Yamaha / FZ / (600)	4	1:56.660	67.89	4	6.777	1.125	1:57.238	99.0
7	411	8c	Steve Mason	Ducati / TT1 / (750)	3	1:56.843	67.78	3	6.960	0.183	1:58.167	110.2
8	77	8c	Mark Foster	Yamaha / FZ / (599)	4	1:56.951	67.72	3	7.068	0.108	1:56.969	98.0
9	100	8c	Hefyn Owen	Ducati / TT1 / (750)	3	1:57.427	67.45	3	7.544	0.476	1:59.126	106.7
10	266	8c	James Fisher	Honda / CBX / (1233)	4	1:57.839	67.21	4	7.956	0.412	1:58.212	94.9
11	41	8c	Mark George	Ducati / TT1 / (498)	4	1:58.384	66.90	3	8.501	0.545	1:58.519	106.0
12	48	8c	Ben Rusling	Yamaha / FZ / (600)	4	2:01.491	65.19	3	11.608	3.107	2:02.788	96.8
13	89	8c	Sam Broad	P&M / Suzuki-TTF1 / (1085)	4	2:04.179	63.78	4	14.296	2.688	2:04.508	112.6
14	32	8c	Geoff Knight	Yamaha / FZ / (599)	4	2:04.481	63.62	4	14.598	0.302	2:04.680	97.8
15	38	8c	Rory Hill	Yamaha / FZ / (599)	5	2:05.581	63.07	5	15.698	1.100	2:07.673	97.0
16	97	8c	Shaun Mulligan	BMW / R100 / (980)	3	2:16.502	58.02	1	26.619	10.921	2:17.187	84.8
17	26	8c	Michael Blake	Yamaha / FZ-R1 / (600)	1	2:17.883	57.44	1	28.000	1.381		93.5

Start Time : 03/07 - 09:12:37 / Flag Time : 09:21:33 / End Time : 09:23:32

Best lap : No.44 George Hogton-Rusling 1:44.307 75.93 mph

Weather : Overcast Air : 16°C Track : Dry

Timekeeper *Dave Jones*

Timekeeper Assistant *E-Ouise.w*


Clerk of Course *J. Green*

CRMC Cadwell 2021 (GBR) 03-04/07/2021

Page 2 / 2

Sports Timing Systems

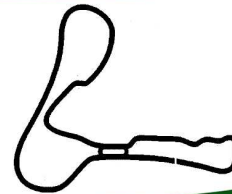
Apex Timing GoRacing





Cadwell Park

3rd & 4th July 2021



**1300,PC750,S.Mono
(7c,8c,12a)**

**Qualifying Practice (Saturday)
Analysis**

For information purposes. No official / regulatory value

Laps	Lap Time
No.9 William Grant	
1	2:10.809
2	2:10.267
No.14 Gary Widdowson	
1	2:11.955
2	2:07.636
3	2:05.931
No.16 Dean Widdowson	
1	2:09.555
2	2:06.146
3	2:04.632
4	2:02.745
No.19 Clive Somerfield	
1	2:06.878
2	2:04.030
3	2:03.478
4	2:04.300
No.26 Michael Blake	
1	2:17.883
No.29 Derek Cripps	
1	1:55.224
2	1:51.890
3	1:50.808
4	1:51.690
No.30 Steven Panter	
1	2:02.135
2	1:55.550
3	1:55.535
4	1:56.285
No.32 Geoff Knight	
1	2:08.336
2	2:04.680
3	2:05.305
4	2:04.481
No.33 Andy Pike	
1	2:01.947
2	1:53.366
3	1:50.691
4	1:50.793
No.36 Joe Webb	
1	2:10.836
2	2:08.170
3	2:06.205
4	2:05.353
No.38 Rory Hill	
1	2:22.047
2	2:11.855
3	2:07.673
4	2:08.051
5	2:05.581


Laps	Lap Time
No.39 Tony Hart	
1	2:03.142
2	1:51.914
3	1:50.568
4	1:49.883
No.41 Mark George	
1	2:04.531
2	2:00.310
3	1:58.384
4	1:58.519
No.44 George Hogton-Rusling	
1	1:56.913
2	1:52.693
3	1:44.307
4	1:47.268
No.48 Ben Rusling	
1	2:06.483
2	2:02.964
3	2:01.491
4	2:02.788
No.63 Tim Oliver	
1	2:08.414
2	2:07.217
3	2:03.766
4	2:04.918
No.69 Patrick Welch	
1	2:20.453
2	2:07.853
3	2:03.093
No.77 Mark Foster	
1	1:58.551
2	1:57.532
3	1:56.951
4	1:56.969
No.86 Kelly Carruthers	
1	2:06.014
2	2:02.941
3	2:04.728
4	2:04.917
No.89 Sam Broad	
1	2:10.808
2	2:05.028
3	2:04.508
4	2:04.179
No.96 Matthew Welch	
1	2:29.022
2	2:12.856
No.97 Shaun Mulligan	
1	2:16.502
2	2:17.187

Laps	Lap Time
3	2:17.925
No.100 Hefyn Owen	
1	2:03.935
2	1:59.126
3	1:57.427
No.102 Andrew Widdowson	
1	1:52.300
2	1:51.410
3	1:50.421
4	1:50.363
5	1:51.475
No.112 Eddy Wormald	
1	2:00.031
2	1:53.845
3	1:51.715
4	1:52.425
No.123 Ralph Coldwell	
1	2:05.948
2	2:03.241
3	2:03.665
4	2:05.381
No.151 James Inman	
1	2:23.039
2	2:08.071
3	2:04.900
4	2:03.613
5	2:02.988
No.152 Archie Inman	
1	2:18.755
2	2:18.463
3	2:14.231
No.154 Peter Boast	
1	1:52.931
2	1:49.101
3	1:47.898
No.157 Barry Jones	
1	2:26.637
2	2:13.976
3	2:12.026
4	2:06.991
No.162 Darren Cooper	
1	1:54.446
2	1:53.798
3	1:52.683
4	1:55.323
No.198 William Paget	
1	2:02.981
2	1:58.465
3	1:57.238
4	1:56.660



Cadwell Park

3rd & 4th July 2021



**1300,PC750,S.Mono
(7c,8c,12a)**

**Qualifying Practice (Saturday)
Analysis**

For information purposes. No official / regulatory value

Laps	Lap Time
No.266 James Fisher	
1	2:03.907
2	1:58.695
3	1:58.212
4	1:57.839
No.268 Mark Fairweather	
1	2:10.481
2	2:10.886
3	2:06.124
4	2:05.299
No.411 Steve Mason	
1	2:01.489
2	1:58.167
3	1:56.843