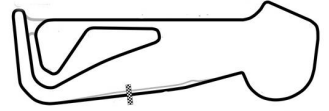




Snetterton

3rd & 4th Sept 2022



1300, PC750, S. Mono
(7c, 8c, 12a)

Race 4 (Saturday)

Document 4

Results 6 Laps = 12.000 miles

Subject to scrutineering & sporting investigations

Rnk	No.	Class	Rnk	Rider	Entry	Laps	Time	mph	Gap	Interv.	Best lap	Spd	In Lap	2nd Best	
12a															
1	=	42	12a	1	Alex Sinclair	Kramer / (690)	6	8:20.334	86.34		1:21.900	126.6	4	1:22.011	
2	▲1	59	12a	2	Dan Ledger	Shed-Built / Special / (650)	6	8:34.279	84.00	13.945	13.945	1:24.283	118.6	3	1:24.380
3	▲1	1	12a	3	Andrew Widdowson	Kramer / EVO2-R / (690)	6	8:46.601	82.04	26.267	12.322	1:24.682	121.8	3	1:25.262
4	▲1	16	12a	4	Dean Widdowson	KTM / RC / (390)	6	8:53.176	81.02	32.842	6.575	1:26.036	113.0	5	1:27.472
5	▲1	69	12a	5	Patrick Welch	W.R.D. / Supermono / (690)	6	9:12.509	78.19	52.175	19.333	1:30.389	119.2	3	1:30.501
6	▲3	152	12a	6	Archie inman	Honda / CRF / (450)	6	9:21.696	76.91	1:01.362	9.187	1:31.384	117.1	5	1:32.469
7	=	36	12a	7	Joseph Webb	KTM / Duke / (690)	6	9:37.476	74.81	1:17.142	15.780	1:34.354	110.6	3	1:34.687
8	▲7	118	12a	8	Brian Stroud	KTM / Duke / (690)	6	9:37.516	74.80	1:17.182	0.040	1:33.236	114.7	6	1:34.239
9	▼1	150	12a	9	Tim Oliver	KTM / SMR / (450)	6	9:42.778	74.13	1:22.444	5.262	1:34.843	108.4	3	1:35.619
10	▲3	151	12a	10	James Inman	Harris Honda / XR (600)	6	9:47.314	73.56	1:26.980	4.536	1:36.321	104.5	2	1:37.048
11	▲1	268	12a	11	Mark Fairweather	MZ / Skorpion / (660)	6	9:49.657	73.26	1:29.323	2.343	1:36.074	107.0	6	1:36.231
12	▼2	66	12a	12	Dennis Mapp	Yamaha / Supermono / (640)	6	9:51.778	73.00	1:31.444	2.121	1:37.050	108.6	3	1:37.189
13	▲1	137	12a	13	Kelsey Carter	KTM / RC / (390)	5	8:15.893	72.60	1 Lap	1 Lap	1:33.993	100.6	5	1:36.274
14	▲3	155	12a	14	William Fletcher	DD-Racing / KTM / (390)	5	8:15.927	72.59	1 Lap	0.034	1:35.097	101.4	5	1:36.020

Not Classified

96	12a			Matthew Welch	WRD / Supermono / (690)	4	6:35.593	72.80	Retired		1:36.747	113.5	2	1:37.256
75	12a			Ant Hart	KTM / RC4 / (690)	3	4:19.185	83.34	Retired		1:24.311	122.9	3	1:24.661

12a - Best Lap : No.42 Alex Sinclair - 1:21.900 / 92.5% of Race Winner's Speed : 79.87 mph

7c

1	▲1	19	7c	1	Gordon Clark	Rob-North Rocket / 3 (930)	5	8:15.200	72.70		1:35.896	114.7	4	1:36.988
---	----	----	----	---	---------------------	----------------------------	---	----------	-------	--	----------	-------	---	----------

7c - Best Lap : No.19 Gordon Clark - 1:35.896 / 92.5% of Race Winner's Speed : 67.25 mph

8a

1	=	18	8a	1	John Dieterman	Yamaha / OU28 / (1247)	6	8:15.269	87.23		1:16.292	141.6	4	1:16.885	
2	=	23	8a	2	Simon Bastow	Suzuki / GSXR / (1052)	6	8:19.609	86.47	4.340	4.340	1:21.316	141.0	4	1:21.490
3	▲1	24	8a	3	Daniel Frame	Suzuki / XR69 / (1042)	6	8:55.259	80.71	39.990	35.650	1:26.426	137.0	6	1:26.800
4	▲1	65	8a	4	George Downham	Kawasaki / P&M / (1170)	6	9:18.939	77.29	1:03.670	23.680	1:30.031	130.6	5	1:31.012
5	▲1	61	8a	5	Gary Ryan	Kawasaki / Z1000 / (1170)	5	8:57.922	66.92	1 Lap	1 Lap	1:41.942	116.1	5	1:44.043

Not Classified

127	8a			Greg Gibson	Harris / Kawasaki / (1170)	2	3:07.376	76.85	Retired		1:31.611	124.5	2	1:32.760
-----	----	--	--	--------------------	----------------------------	---	----------	-------	----------------	--	----------	-------	---	----------

8a - Best Lap : No.18 John Dieterman - 1:16.292 / 92.5% of Race Winner's Speed : 80.68 mph

Leaders : No.18 John Dieterman (1-6)

Start Time : 03/09 - 13:55:21 / Flag Time : 14:03:37 / End Time : 14:05:13

Best lap : No.18 John Dieterman 1:16.292 94.37 mph

Weather : Scattered cloud

Air : 21°C

Track : Dry

Previous Event Record : No.18 John Dieterman

1:20.858 89.04 mph

Timekeeper	<i>Dave Jones</i>	Timekeeper	<i>E-Ouise.wy</i>	Clerk of Course	<i>JB</i>	Posting Time :	14:08
------------	-------------------	------------	-------------------	-----------------	-----------	----------------	--------------

CRMC Snetterton 2022 (GBR) 03-04/09/2022

Page 2 / 2

Motor Sports Timing UK

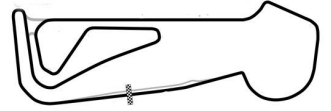
Apex Timing GoRacing





Snetterton

3rd & 4th Sept 2022



1300, PC750, S.Mono
(7c, 8c, 12a)

Race 4 (Saturday)
Lap Chart

For information purposes. No official / regulatory value

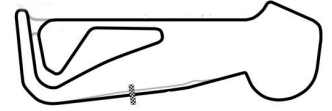
	1	2	3	4	5	6	7	8	9	10	11	12	13	14	15	16	17	18	19	20	21	22	23	24	25	26	27	28	29	
Grid	18	42	75	59	23	1	127	127	16	69	19	24		36	150	152	66	96	268	151	137	118	65	61	66	76	125	155	157	
Start	18	42	75	59	23	127	16	69	1	36	24	19	152	150	66	96	151	268	137	65	155	118	61							
Lap 1 <small>Interval</small>	18	23 2.3 0.8	42 2.3 0.4	75 2.3 0.4	59 2.3 0.4	16 4.2 0.8	127 1.7 1.5	24 1.7 1.5	152 1.0 0.0	69 0.0 0.5	1	36 0.5 0.5	151 2.0 0.7	150 0.7 0.0	65 0.0 1.1	96 1.1 1.1	66 1.1 0.3	118 0.3 0.1	268 0.1 0.1	19 1.0 1.0	137 1.9 0.1	155 0.1 0.1	61 9.0 9.0							
Lap 2	18	42 8.0 0.3	23 0.3 2.7	75 2.7 0.1	59 0.1 7.8	16 7.8 2.8	1 2.8 1.5	127 1.5 1.5	24 0.3 1.3	69 1.3 3.5	152 3.5 1.2	65 1.2 0.4	36 0.4 3.7	151 3.7 0.4	150 0.4 1.8	96 1.8 0.1	118 0.1 1.4	66 1.4 1.1	268 1.1 0.1	19 0.1 3.6	155 3.6 0.4	137 0.4 19.8	61 19.8 19.8							
Lap 3	18	42 13.1 0.6	23 0.6 4.7	76 4.7 0.1	59 0.1 11.0	16 11.0 0.1	1 0.1 4.6	24 4.6 5.7	69 5.7 4.3	152 4.3 5.7	65 5.7 0.2	36 0.2 3.2	150 3.2 4.7	118 4.7 1.4	151 1.4 0.4	96 0.4 2.9	66 2.9 0.8	268 0.8 1.0	19 1.0 0.8	155 0.8 3.8	137 3.8 0.8	61 0.8 26.3								
Lap 4	18	42 18.7 0.0	23 0.0 8.3	59 8.3 11.9	1 11.9 1.7	16 1.7 4.0	24 4.0 9.0	69 9.0 6.8	152 6.8 0.0	65 0.0 7.4	36 7.4 3.7	150 3.7 0.4	118 0.4 3.2	151 3.2 2.8	268 2.8 0.8	66 0.8 0.4	19 0.4 0.0	155 0.0 3.9	137 3.9 1.0	61 1.0 34.0										
Lap 5	18	23 18.1 0.7	42 0.7 11.1	59 11.1 12.1	1 12.1 2.5	16 2.5 4.9	24 4.9 12.7	69 12.7 6.2	65 6.2 1.3	152 1.3 12.9	36 12.9 2.0	118 2.0 1.6	150 1.6 3.9	151 3.9 3.7	268 3.7 0.7	66 0.7 0.8	19 0.8 0.6	137 0.6 0.6	155 0.6 0.0	61 0.0 41.9										
Lap 6	18	23 4.3	42 0.7	59 13.9	1 12.3	16 6.5	24 2.0	69 17.2	65 6.4	152 2.7	36 15.7	118 0.0	150 5.2	151 4.5	268 2.3	66 2.1														





Snetterton

3rd & 4th Sept 2022



**1300,PC750,S.Mono
(7c,8c,12a)**

**Race 4 (Saturday)
Analysis**

For information purposes. No official / regulatory value

Laps	Lap Time
No.1 Andrew Widdowson	
1	1:35.667
2	1:26.581
3	1:24.682
4	1:25.594
5	1:25.282
6	1:25.262
No.16 Dean Widdowson	
1	1:31.805
2	1:27.952
3	1:27.472
4	1:27.489
5	1:26.036
6	1:29.294
No.18 John Dieterman	
1	1:23.821
2	1:19.069
3	1:16.885
4	1:16.292
5	1:22.243
6	1:36.158
No.19 Gordon Clark	
1	1:42.667
2	1:36.988
3	1:37.554
4	1:35.896
5	1:38.300
No.23 Simon Bastow	
1	1:24.931
2	1:25.093
3	1:22.362
4	1:21.316
5	1:21.490
6	1:22.366
No.24 Daniel Frame	
1	1:33.855
2	1:30.186
3	1:27.419
4	1:26.800
5	1:26.889
6	1:26.426
No.36 Joseph Webb	
1	1:36.105
2	1:34.687
3	1:34.354
4	1:36.570
5	1:36.848
6	1:35.283

Laps	Lap Time
No.42 Alex Sinclair	
1	1:26.621
2	1:23.892
3	1:22.011
4	1:21.900
5	1:22.363
6	1:22.304
No.59 Dan Ledger	
1	1:28.838
2	1:24.380
3	1:24.283
4	1:24.774
5	1:25.136
6	1:25.052
No.61 Gary Ryan	
1	1:49.604
2	1:49.696
3	1:44.584
4	1:44.043
5	1:41.942
No.65 George Downham	
1	1:37.511
2	1:31.348
3	1:31.620
4	1:32.342
5	1:30.031
6	1:31.012
No.66 Dennis Mapp	
1	1:40.609
2	1:37.189
3	1:37.050
4	1:37.729
5	1:37.429
6	1:37.456
No.69 Patrick Welch	
1	1:35.337
2	1:30.501
3	1:30.389
4	1:31.519
5	1:30.610
6	1:30.878
No.75 Ant Hart	
1	1:28.429
2	1:24.661
3	1:24.311
No.96 Matthew Welch	
1	1:39.261
2	1:36.747

Laps	Lap Time
3	1:37.807
4	1:37.256
No.118 Brian Stroud	
1	1:39.605
2	1:35.372
3	1:34.239
4	1:34.601
5	1:34.765
6	1:33.236
No.127 Greg Gibson	
1	1:32.760
2	1:31.611
No.137 Kelsey Carter	
1	1:43.419
2	1:39.063
3	1:38.126
4	1:36.274
5	1:33.993
No.150 Tim Oliver	
1	1:38.486
2	1:36.081
3	1:34.843
4	1:35.619
5	1:36.821
6	1:36.863
No.151 James Inman	
1	1:37.257
2	1:36.321
3	1:37.256
4	1:37.379
5	1:37.048
6	1:37.482
No.152 Archie Inman	
1	1:34.735
2	1:34.156
3	1:32.587
4	1:32.549
5	1:31.384
6	1:32.469
No.155 William Fletcher	
1	1:43.167
2	1:38.497
3	1:37.724
4	1:36.020
5	1:35.097
No.268 Mark Fairweather	
1	1:40.807
2	1:37.868