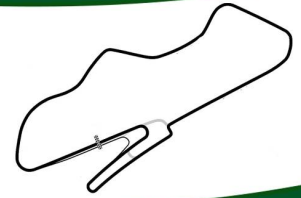




# Donington Park

## 30th & 31st July 2022



### 1300, PC750, S.Mono (7c, 8c, 12a)

### Race 30 (Sunday)

### Results 7 Laps = 13.853 miles

### Document 8

Rnk	No.	Class	Rnk	Rider	Entry	Laps	Time	mph	Gap	Interv.	Best lap	mph	In Lap	2nd Best	Spd	
<b>12a</b>																
1	=	42	12a	1	<b>Alex Sinclair</b>	Kramer / Morph-Motorsport / (690)	7	9:20.590	88.96		1:18.775	90.44	2	1:19.020	108.4	
2	▲4	1	12a	2	<b>Andrew Widdowson</b>	Kramer / EVO2-R / (690)	7	9:35.404	86.67	<b>14.814</b>	14.814	1:20.544	88.45	4	1:21.320	105.5
3	▼1	59	12a	3	<b>Dan Ledger</b>	Shed-Built / Special / (650)	7	9:35.504	86.66	<b>14.914</b>	0.100	1:21.200	87.74	2	1:21.369	106.0
4	▲1	69	12a	4	<b>Patrick Welch</b>	W.R.D. / Supermono / (690)	7	10:05.092	82.42	<b>44.502</b>	29.588	1:25.174	83.65	7	1:25.236	100.9
5	▲13	152	12a	5	<b>Archie Inman</b>	Honda / CRF / (450)	7	10:27.798	79.44	<b>1:07.208</b>	22.706	1:26.472	82.39	7	1:27.606	102.6
6	▼3	155	12a	6	<b>William Fletcher</b>	DD-Racing / KTM / (690)	7	10:28.887	79.30	<b>1:08.297</b>	1.089	1:27.334	81.58	7	1:27.501	103.7
7	▼3	96	12a	7	<b>Matthew Welch</b>	WRD / Supermono / (690)	7	10:40.770	77.83	<b>1:20.180</b>	11.883	1:28.668	80.35	7	1:29.776	100.2
8	=	118	12a	8	<b>Brian Stroud</b>	KTM / Duke / (690)	7	10:42.085	77.67	<b>1:21.495</b>	1.315	1:29.027	80.03	7	1:29.429	100.9
9	▲2	36	12a	9	<b>Joseph Webb</b>	KTM / Duke / (690)	7	10:42.859	77.58	<b>1:22.269</b>	0.774	1:29.116	79.95	7	1:30.106	97.5
10	▼3	268	12a	10	<b>Mark Fairweather</b>	MZ / Skorpion / (660)	7	10:43.335	77.52	<b>1:22.745</b>	0.476	1:29.278	79.80	7	1:29.453	94.8
11	▼1	137	12a	11	<b>Kelsey Carter</b>	KTM / RC / (390)	7	10:48.826	76.86	<b>1:28.236</b>	5.491	1:30.579	78.65	6	1:30.624	89.6
12	=	158	12a	12	<b>Neil Bagley</b>	Yamaha / SZR / (660)	6	9:26.542	75.45	<b>1 Lap</b>	1 Lap	1:32.387	77.11	4	1:32.671	91.7
13	▼4	66	12a	13	<b>Dennis Mapp</b>	KTM / 390-RC / (390)	6	9:37.235	74.05	<b>1 Lap</b>	10.693	1:33.948	75.83	5	1:34.220	84.7
14	=	63	12a	14	<b>Richard Jones</b>	KTM / Supermono / (690)	6	9:38.530	73.89	<b>1 Lap</b>	1.295	1:33.585	76.13	5	1:34.728	90.6
15	=	157	12a	15	<b>Barry Jones</b>	Spondon / Rotax / (650)	6	9:41.556	73.50	<b>1 Lap</b>	3.026	1:32.472	77.04	3	1:33.244	93.5
<b>Not Classified</b>																
		16	12a		<b>Dean Widdowson</b>	KTM / 390-RC / (390)	1	1:34.439	75.44	<b>Retired</b>		1:34.439	75.44	1		99.3

12a - Best Lap : No.42 Alex Sinclair - 1:18.775 / 92.5% of Race Winner's Speed : 82.29 mph

Rnk	No.	Class	Rnk	Rider	Entry	Laps	Time	mph	Gap	Interv.	Best lap	mph	In Lap	2nd Best	Spd	
<b>7c</b>																
1	▲1	122	7c	1	<b>Magnus Mossberg</b>	ISK / Kawasaki / (1075)	7	9:39.186	86.10		1:21.312	87.62	5	1:21.388	117.9	
2	▼1	31	7c	2	<b>Frank Lemstra</b>	Honda CB500 / 4 (498)	7	10:45.106	77.31	<b>1:05.920</b>	1:05.920	1:29.485	79.62	6	1:29.639	89.8
<b>Not Classified</b>																
		8	7c		<b>Kevin Van</b>	Moto-Guzzi / V7 / (1120)	3	4:26.729	80.13	<b>Retired</b>		1:26.534	82.33	2	1:27.034	105.5
		393	7c		<b>Hasse Gustafson**</b>	Ducati / (750)	1	1:36.726	73.66	<b>Retired</b>		1:36.726	73.66	1		101.4

7c - Best Lap : No.122 Magnus Mossberg - 1:21.312 / 92.5% of Race Winner's Speed : 79.65 mph

Rnk	No.	Class	Rnk	Rider	Entry	Laps	Time	mph	Gap	Interv.	Best lap	mph	In Lap	2nd Best	Spd	
<b>8c</b>																
1	=	24	8c	1	<b>Scott Carson</b>	Yamaha / TZR / (250)	7	9:28.605	87.71		1:20.212	88.82	2	1:20.561	98.5	
2	▲2	99	8c	2	<b>Leon Lerego</b>	Yamaha / TZ / (750)	7	10:03.261	82.67	<b>34.656</b>	34.656	1:25.159	83.66	2	1:25.331	114.5
3	▼1	38	8c	3	<b>Rory Hill</b>	Yamaha / FZ / (599)	7	10:08.135	82.01	<b>39.530</b>	4.874	1:25.756	83.08	4	1:25.864	93.1
4	▲8	199	8c	4	<b>John Paget</b>	Ducati / TT1 / (750)	7	10:13.152	81.34	<b>44.547</b>	5.017	1:24.882	83.93	7	1:25.056	101.5
5	▲5	198	8c	5	<b>William Paget</b>	Yamaha / FZ / (600)	7	10:15.319	81.05	<b>46.714</b>	2.167	1:26.170	82.68	4	1:26.178	95.9
6	▼1	30	8c	6	<b>Steven Panter</b>	Yamaha / FZ / (00)	7	10:15.830	80.98	<b>47.225</b>	0.511	1:26.007	82.84	7	1:26.379	92.9
7	▼1	41	8c	7	<b>Mark George</b>	Ducati / TT1 / (748)	7	10:23.499	79.99	<b>54.894</b>	7.669	1:27.126	81.77	4	1:28.088	102.6
8	▲6	22	8c	8	<b>Juergen Riedel**</b>	Honda / (985)	7	10:29.524	79.22	<b>1:00.919</b>	6.025	1:26.599	82.27	4	1:26.983	107.4
9	▼1	12	8c	9	<b>Mick Pennell</b>	Yamaha / RD350YPVS / (350)	7	10:30.766	79.06	<b>1:02.161</b>	1.242	1:27.326	81.58	6	1:28.203	98.0
10	▼3	55	8c	10	<b>Chris Saltinstall</b>	Moto-Guzzi / Le-Mans / (1064)	7	10:41.937	77.69	<b>1:13.332</b>	11.171	1:29.199	79.87	7	1:30.237	102.6
11	▼2	77	8c	11	<b>Mark Foster</b>	Yamaha / FZ / (599)	7	10:44.456	77.38	<b>1:15.851</b>	2.519	1:29.241	79.83	6	1:29.749	95.5
12	▲4	297	8c	12	<b>Peter Nicholls</b>	Yamaha / FZ / (599)	7	10:44.825	77.34	<b>1:16.220</b>	0.369	1:29.319	79.76	6	1:29.660	93.6
<b>Not Classified</b>																
		174	8c		<b>Jamie O'Brien</b>	Les-Cross / TZ / (750)	4	5:32.265	85.77	<b>Retired</b>		1:21.847	87.05	2	1:21.926	116.9

8c - Best Lap : No.24 Scott Carson - 1:20.212 / 92.5% of Race Winner's Speed : 81.13 mph

Leaders : No.42 Alex Sinclair (1-7)

Start Time : 31/07 - 13:27:57 / Flag Time : 13:37:17 / End Time : 13:38:46 Best lap : No.42 Alex Sinclair 1:18.775 90.44 mph

Weather : Scattered cloud Air : 19°C Track : Dry Previous Event Record : No.42 Alex Sinclair 1:18.814 90.40 mph

Timekeeper *David Jones* Clerk of Course *J Green* Posting Time : **13:40**

CRMC Donington 2022 (GBR) 30-31/07/2022

Page 2 / 2

Motor Sports Timing UK

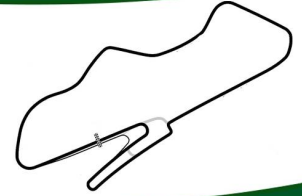
Apex Timing GoRacing





# Donington Park

## 30th & 31st July 2022



**1300, PC750, S.Mono**  
**(7c, 8c, 12a)**

**Race 30 (Sunday)**  
**Lap Chart**

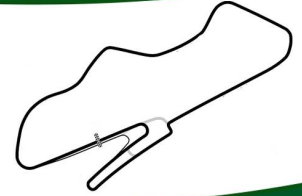
For information purposes. No official / regulatory value

	1	2	3	4	5	6	7	8	9	10	11	12	13	14	15	16	17	18	19	20	21	22	23	24	25	26	27	28	29	30	31	32	33	34	35	36	37	38	39	40	41											
Grid	<del>42</del>	<del>59</del>	<del>24</del>	<del>36</del>	<del>174</del>	<del>99</del>	<del>155</del>	<del>96</del>	<del>69</del>	<del>30</del>	<del>41</del>	<del>X</del>		<del>56</del>	<del>268</del>	<del>31</del>	<del>118</del>	<del>66</del>	<del>137</del>	<del>122</del>	<del>36</del>	<del>32</del>	<del>158</del>	<del>X</del>	<del>77</del>	<del>63</del>	<del>X</del>	<del>157</del>	<del>198</del>	<del>151</del>	<del>86</del>	<del>393</del>	<del>199</del>	<del>36</del>	<del>171</del>	<del>22</del>	<del>27</del>	<del>152</del>	<del>297</del>	<del>21</del>	<del>78</del>											
Start																																																				
Lap 1 Interval	42	24	59	174	1	122	99	38	69	30	41	8	<del>36</del>	198	96	155	<del>393</del>	55	199	12	36	268	152	22	137	77	31	118	158	157	63	297	66																			
Lap 2	42	24	59	174	1	122	99	69	38	30	8	41	198	199	96	12	155	152	55	22	36	268	77	31	137	118	297	158	157	63	66																					
Lap 3	42	24	59	174	1	122	99	69	38	<del>X</del>	30	198	41	199	12	152	155	96	22	55	36	268	77	118	31	297	137	157	158	63	66																					
Lap 4	42	24	59	1	<del>174</del>	122	99	69	38	30	198	199	41	152	12	155	22	55	96	36	118	268	77	31	297	137	158	157	66	63																						
Lap 5	42	24	59	1	122	99	69	38	198	199	30	41	152	155	22	12	55	96	118	36	268	297	77	31	137	158	157	66	63																							
Lap 6	42	24	59	1	122	99	69	38	199	198	30	41	152	155	22	12	96	55	118	36	268	297	77	31	137	<del>158</del>	<del>66</del>	<del>63</del>	<del>157</del>																							
Lap 7	42	24	1	59	122	99	69	38	199	198	30	41	152	155	22	12	96	55	118	36	268	77	297	31	137																											



# Donington Park

## 30th & 31st July 2022



### 1300,PC750,S.Mono (7c,8c,12a)

### Race 30 (Sunday) Analysis

For information purposes. No official / regulatory value

Laps	Lap Time
<b>No.1 Andrew Widdowson</b>	
1	1:26.341
2	1:21.568
3	1:21.852
4	1:20.544
5	1:21.387
6	1:21.320
7	1:22.392
<b>No.8 Kevin Van</b>	
1	1:33.161
2	1:26.534
3	1:27.034
<b>No.12 Mick Pennell</b>	
1	1:38.006
2	1:30.692
3	1:28.558
4	1:28.711
5	1:29.270
6	1:27.326
7	1:28.203
<b>No.16 Dean Widdowson</b>	
1	1:34.439
<b>No.22 Juergen Riedel**</b>	
1	1:39.726
2	1:30.794
3	1:29.853
4	1:26.599
5	1:27.668
6	1:27.901
7	1:26.983
<b>No.24 Scott Carson</b>	
1	1:23.855
2	1:20.212
3	1:20.707
4	1:21.077
5	1:20.561
6	1:20.563
7	1:21.630
<b>No.30 Steven Panter</b>	
1	1:32.163
2	1:27.271
3	1:28.129
4	1:26.379
5	1:28.542
6	1:27.339
7	1:26.007
<b>No.31 Frank Lemstra</b>	
1	1:41.186

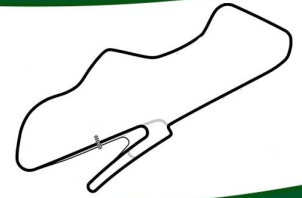
Laps	Lap Time
2	1:31.540
3	1:30.935
4	1:31.594
5	1:30.727
6	1:29.485
7	1:29.639
<b>No.36 Joseph Webb</b>	
1	1:38.576
2	1:32.024
3	1:31.744
4	1:30.578
5	1:30.715
6	1:30.106
7	1:29.116
<b>No.38 Rory Hill</b>	
1	1:31.344
2	1:27.347
3	1:25.927
4	1:25.756
5	1:25.961
6	1:25.936
7	1:25.864
<b>No.41 Mark George</b>	
1	1:32.345
2	1:28.845
3	1:29.469
4	1:27.126
5	1:28.088
6	1:28.293
7	1:29.333
<b>No.42 Alex Sinclair</b>	
1	1:22.694
2	1:18.775
3	1:19.482
4	1:19.020
5	1:19.273
6	1:19.342
7	1:22.004
<b>No.55 Chris Saltinstall</b>	
1	1:37.514
2	1:32.335
3	1:31.267
4	1:30.237
5	1:30.340
6	1:31.045
7	1:29.199
<b>No.59 Dan Ledger</b>	
1	1:25.185
2	1:21.200

Laps	Lap Time
3	1:21.385
4	1:21.893
5	1:21.861
6	1:21.369
7	1:22.611
<b>No.63 Richard Jones</b>	
1	1:43.853
2	1:34.728
3	1:35.198
4	1:36.130
5	1:33.585
6	1:35.036
<b>No.66 Dennis Mapp</b>	
1	1:45.251
2	1:34.220
3	1:34.987
4	1:34.421
5	1:33.948
6	1:34.408
<b>No.69 Patrick Welch</b>	
1	1:31.695
2	1:26.476
3	1:25.796
4	1:25.342
5	1:25.373
6	1:25.236
7	1:25.174
<b>No.77 Mark Foster</b>	
1	1:40.542
2	1:31.533
3	1:30.740
4	1:31.912
5	1:30.739
6	1:29.241
7	1:29.749
<b>No.96 Matthew Welch</b>	
1	1:35.830
2	1:32.340
3	1:31.849
4	1:32.128
5	1:30.179
6	1:29.776
7	1:28.668
<b>No.99 Leon Lerego</b>	
1	1:29.222
2	1:25.159
3	1:26.237
4	1:25.331
5	1:25.888



# Donington Park

## 30th & 31st July 2022



### 1300,PC750,S.Mono (7c,8c,12a)

### Race 30 (Sunday) Analysis

For information purposes. No official / regulatory value

Laps	Lap Time
6	1:25.474
7	1:25.950
<b>No.118 Brian Stroud</b>	
1	1:41.498
2	1:31.619
3	1:29.747
4	1:31.017
5	1:29.748
6	1:29.429
7	1:29.027
<b>No.122 Magnus Mossberg</b>	
1	1:26.782
2	1:22.062
3	1:21.388
4	1:22.115
5	1:21.312
6	1:21.420
7	1:24.107
<b>No.137 Kelsey Carter</b>	
1	1:39.803
2	1:33.232
3	1:31.901
4	1:31.519
5	1:31.168
6	1:30.579
7	1:30.624
<b>No.152 Archie Inman</b>	
1	1:38.862
2	1:30.859
3	1:27.873
4	1:27.606
5	1:28.046
6	1:28.080
7	1:26.472
<b>No.155 William Fletcher</b>	
1	1:36.657
2	1:32.945
3	1:29.013
4	1:27.733
5	1:27.704
6	1:27.501
7	1:27.334
<b>No.157 Barry Jones</b>	
1	1:42.285
2	1:33.244
3	1:32.472
4	1:37.642
5	1:36.706
6	1:39.207

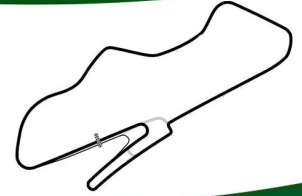
Laps	Lap Time
<b>No.158 Neil Bagley</b>	
1	1:41.558
2	1:33.860
3	1:33.080
4	1:32.387
5	1:32.986
6	1:32.671
<b>No.174 Jamie O'Brien</b>	
1	1:25.647
2	1:21.847
3	1:21.926
4	1:22.845
<b>No.198 William Paget</b>	
1	1:35.153
2	1:27.001
3	1:27.193
4	1:26.170
5	1:26.761
6	1:26.863
7	1:26.178
<b>No.199 John Paget</b>	
1	1:37.915
2	1:27.126
3	1:25.724
4	1:26.462
5	1:25.056
6	1:25.987
7	1:24.882
<b>No.268 Mark Fairweather</b>	
1	1:38.716
2	1:32.828
3	1:31.063
4	1:31.754
5	1:30.243
6	1:29.453
7	1:29.278
<b>No.297 Peter Nicholls</b>	
1	1:44.192
2	1:30.615
3	1:29.755
4	1:31.068
5	1:29.660
6	1:29.319
7	1:30.216
<b>No.393 Hasse Gustafson**</b>	
1	1:36.726





# Donington Park

## 30th & 31st July 2022



**1300, PC750, S.Mono**  
**(7c, 8c, 12a)**

**Race 30 (Sunday)**  
**Starting Grid**

**Document 7**

14		19 Gordon Clark Triumph / Trident / (1000)	21 Kent Jörnevall** Ducati / (750)
13	297 Peter Nicholls Yamaha / FZ / (599)	152 Archie Inman Honda / CRF / (450)	27 Matthew Morgan Ducati / TT2 / (00)
12	22 Juergen Riedel** Honda / (985)	171 Garry Hirons Norton / Interpol-2 / (588)	16 Dean Widdowson KTM / 390-RC / (390)
11	199 John Paget Ducati / TT1 / (750)	393 Hasse Gustafson** Ducati / (750)	86 Michael Burke Ducati / TTF1 / (750)
10	151 James Inman Harris Honda / XR (600)	198 William Paget Yamaha / FZ / (600)	157 Barry Jones Spondon / Rotax / (650)
9	8 Kevin Van Moto-Guzzi / V7 / (1120)	63 Richard Jones KTM / Supermono / (690)	77 Mark Foster Yamaha / FZ / (599)
8	4 Steve Mason KTM / Supermono / (690)	158 Neil Bagley Yamaha / SZR / (660)	12 Mick Pennell Yamaha / RD350YPPV / (350)
7	36 Joseph Webb KTM / Duke / (690)	122 Magnus Mossberg ISK / Kawasaki / (1075)	137 Kelsey Carter KTM / RC / (390)
6	66 Dennis Mapp KTM / 390-RC / (390)	118 Brian Stroud KTM / Duke / (690)	31 Frank Lemstra Honda CB500 / 4 (498)
5	268 Mark Fairweather MZ / Skorpion / (660)	55 Chris Saltinstall Moto-Guzzi / Le-Mans / (1064)	
4	1 Andrew Widdowson Kramer / EVO2-R / (690)	41 Mark George Ducati / TT1 / (748)	30 Steven Panter Yamaha / FZ / (00)
3	69 Patrick Welch W.R.D. / Supermono / (690)	96 Matthew Welch WRD / Supermono / (690)	155 William Fletcher DD-Racing / KTM / (690)
2	99 Leon Lerego Yamaha / TZ / (750)	174 Jamie O'Brien Les-Cross / TZ / (750)	38 Rory Hill Yamaha / FZ / (599)
1	24 Scott Carson Yamaha / TZR / (250)	59 Dan Ledger Shed-Built / Special / (650)	42 Alex Sinclair Kramer / Morph-Motorsport / (690)

**POLE POSITION**

Start : 31/07 - 11:37 7 Laps = 13.853 miles

Timekeeper *Don Jones*

Clerk of Course *J Green*

Posting Time : **10:15**

CRMC Donington 2022 (GBR) 30-31/07/2022

Page 1 / 1

Motor Sports Timing UK

Apex Timing GoRacing

