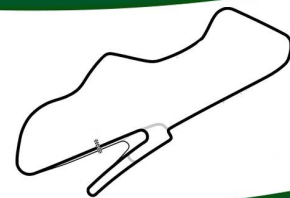




Donington Park

30th & 31st July 2022



1300,PC750,S.Mono
(7c,8c,12a)

Practice 9 (Saturday)
Results

Document 2.1

Subject to scrutineering & sporting investigations

Rnk	No.	Class	Rider	Entry	Laps	Best lap	mph	In Lap	Gap	Interv.	2nd Best	Spd
1	42	12a	Alex Sinclair	Kramer / Morph-Motorsport / (690)	4	1:19.026	90.15	3			1:20.081	108.8
2	1	12a	Andrew Widdowson	Kramer / EVO2-R / (690)	6	1:19.962	89.10	5	0.936	0.936	1:20.388	105.7
3	24	8c	Scott Carson	Yamaha / TZR / (250)	6	1:19.973	89.09	4	0.947	0.011	1:20.108	99.1
4	59	12a	Dan Ledger	Shed-Built / Special / (650)	6	1:21.485	87.43	2	2.459	1.512	1:21.616	105.0
5	86	8c	Michael Burke	Ducati / TTF1 / (750)	4	1:22.663	86.19	4	3.637	1.178	1:25.897	104.2
6	122	7c	Magnus Mossberg	ISK / Kawasaki / (1075)	5	1:22.695	86.15	5	3.669	0.032	1:22.982	119.4
7	393	7c	Hasse Gustafson**	Ducati / (750)	5	1:23.300	85.53	5	4.274	0.605	1:24.953	103.9
8	99	8c	Leon Lerego	Yamaha / TZ / (750)	5	1:23.724	85.09	5	4.698	0.424	1:25.318	114.5
9	30	8c	Steven Panter	Yamaha / FZ / (00)	6	1:25.074	83.74	2	6.048	1.350	1:25.309	92.6
10	4	12a	Steve Mason	KTM / Supermono / (690)	5	1:25.303	83.52	5	6.277	0.229	1:26.297	107.2
11	38	8c	Rory Hill	Yamaha / FZ / (599)	3	1:25.623	83.21	2	6.597	0.320	1:25.627	94.5
12	69	12a	Patrick Welch	W.R.D. / Supermono / (690)	5	1:25.725	83.11	5	6.699	0.102	1:26.636	102.9
13	199	8c	John Paget	Ducati / TT1 / (750)	5	1:26.309	82.55	4	7.283	0.584	1:27.235	93.5
14	16	12a	Dean Widdowson	KTM / 390-RC / (390)	5	1:26.386	82.47	5	7.360	0.077	1:27.524	100.6
15	8	7c	Kevin Van	Moto-Guzzi / V7 / (1120)	5	1:26.820	82.06	5	7.794	0.434	1:28.235	106.7
16	171	8c	Garry Hirons	Norton / Interpol-2 / (588)	5	1:26.839	82.04	2	7.813	0.019	1:26.873	107.0
17	36	12a	Joseph Webb	KTM / Duke / (690)	5	1:27.437	81.48	5	8.411	0.598	1:30.374	98.7
18	174	8c	Jamie O'Brien	Les-Cross / TZ / (750)	2	1:27.842	81.10	1	8.816	0.405	1:38.447	117.5
19	12	8c	Mick Pennell	Yamaha / RD350YPVS / (350)	5	1:28.402	80.59	5	9.376	0.560	1:29.336	97.3
20	22	8c	Juergen Riedel**	Honda / (985)	3	1:28.855	80.18	2	9.829	0.453	1:31.567	103.9
21	198	8c	William Paget	Yamaha / FZ / (600)	2	1:28.876	80.16	1	9.850	0.021	1:29.276	96.8
22	151	12a	James Inman	Harris Honda / XR (600)	5	1:28.879	80.16	4	9.853	0.003	1:29.935	91.6
23	27	8c	Matthew Morgan	Ducati / TT2 / (00)	4	1:29.737	79.39	4	10.711	0.858	1:29.830	92.1
24	157	12a	Barry Jones	Spondon / Rotax / (650)	4	1:29.848	79.29	3	10.822	0.111	1:29.873	
25	268	12a	Mark Fairweather	MZ / Skorpion / (660)	5	1:30.036	79.13	5	11.010	0.188	1:32.586	95.2
26	77	8c	Mark Foster	Yamaha / FZ / (599)	5	1:30.108	79.07	4	11.082	0.072	1:30.445	94.7
27	41	8c	Mark George	Ducati / TT1 / (748)	5	1:30.165	79.02	4	11.139	0.057	1:30.893	101.4
28	96	12a	Matthew Welch	WRD / Supermono / (690)	5	1:30.729	78.52	5	11.703	0.564	1:32.209	100.0
29	152	12a	Archie Inman	Honda / CRF / (450)	5	1:30.784	78.48	4	11.758	0.055	1:31.148	100.8
30	155	12a	William Fletcher	DD-Racing / KTM / (690)	5	1:31.385	77.96	4	12.359	0.601	1:32.350	107.9
31	118	12a	Brian Stroud	KTM / Duke / (690)	5	1:31.754	77.65	5	12.728	0.369	1:32.148	102.0
32	66	12a	Dennis Mapp	Yamaha / Supermono / (640)	5	1:32.210	77.26	5	13.184	0.456	1:33.339	92.8
33	158	12a	Neil Bagley	Yamaha / SZR / (660)	5	1:32.552	76.98	5	13.526	0.342	1:35.240	91.6
34	297	8c	Peter Nicholls	Yamaha / FZ / (599)	4	1:34.100	75.71	2	15.074	1.548	1:35.357	92.4
35	31	7c	Frank Lemstra	Honda CB500 / 4 (498)	3	1:34.564	75.34	1	15.538	0.464	1:41.779	
36	21	7c	Kent Jörnevall**	Ducati / (750)	1	1:35.065	74.94	1	16.039	0.501		101.4
37	63	12a	Richard Jones	KTM / Supermono / (690)	5	1:35.879	74.31	4	16.853	0.814	1:36.709	91.2
38	137	12a	Kelsey Carter	KTM / RC / (390)	5	1:36.961	73.48	4	17.935	1.082	1:37.207	88.4
39	55	8c	Chris Saltinstall	Moto-Guzzi / Le-Mans / (1064)	1	1:39.237	71.79	1	20.211	2.276		73.2

*** No 31 & 157 - Fit working transponder to be included in future results & grids***

Start Time : 30/07 - 11:16:11 / Flag Time : 11:32:08 / End Time : 11:33:06

Best lap : No.42 Alex Sinclair

1:19.026 90.15 mph

Weather : Overcast Air : 18°C Track : Dry

Timekeeper *Dave Jones*

Clerk of Course *J Green*

Posting Time : **13:04**

CRMC Donington 2022 (GBR) 30-31/07/2022

Page 1 / 1

Motor Sports Timing UK

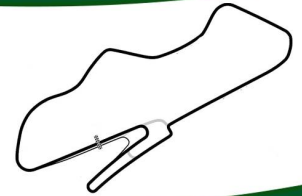
Apex Timing GoRacing





Donington Park

30th & 31st July 2022



1300,PC750,S.Mono (7c,8c,12a)

Practice 9 (Saturday) Analysis

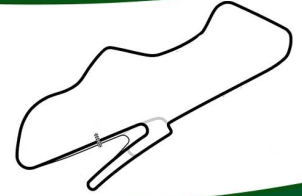
For information purposes. No official / regulatory value

Laps	Lap Time	Laps	Lap Time	Laps	Lap Time
No.1 Andrew Widdowson		No.30 Steven Panter		No.66 Dennis Mapp	
1	1:23.281	4	1:29.737	1	1:37.812
2	1:21.292	1	1:25.309	2	1:38.878
3	1:21.131	2	1:25.074	3	8:16.766
4	7:35.841	3	1:26.687	4	1:33.339
5	1:19.962	4	7:19.875	5	1:32.210
6	1:20.388	5	1:26.483	No.69 Patrick Welch	
No.4 Steve Mason		6	1:27.487	1	1:30.093
1	1:28.198	No.31 Frank Lemstra		2	1:28.983
2	1:26.297	1	1:34.564	3	8:28.433
3	8:36.070	2	1:41.779	4	1:26.636
4	1:27.074	3	8:28.802	5	1:25.725
5	1:25.303	No.36 Joseph Webb		No.77 Mark Foster	
No.8 Kevin Van		1	1:30.374	1	1:32.996
1	1:32.627	2	1:30.504	2	1:34.126
2	1:28.707	3	8:43.525	3	8:22.996
3	8:35.028	4	1:30.746	4	1:30.108
4	1:28.235	5	1:27.437	5	1:30.445
5	1:26.820	No.38 Rory Hill		No.86 Michael Burke	
No.12 Mick Pennell		1	1:25.627	1	1:29.472
1	1:35.889	2	1:25.623	2	1:25.897
2	1:31.690	3	1:27.557	3	9:51.880
3	8:49.911	No.41 Mark George		4	1:22.663
4	1:29.336	1	1:37.785	No.96 Matthew Welch	
5	1:28.402	2	1:33.477	1	1:34.599
No.16 Dean Widdowson		3	8:30.396	2	1:33.526
1	1:38.107	4	1:30.165	3	8:19.126
2	1:28.750	5	1:30.893	4	1:32.209
3	8:22.756	No.42 Alex Sinclair		5	1:30.729
4	1:27.524	1	1:23.966	No.99 Leon Lerego	
5	1:26.386	2	1:20.081	1	1:28.601
No.21 Kent Jörnevall**		3	1:19.026	2	1:25.966
1	1:35.065	4	7:32.358	3	8:43.183
No.22 Juergen Riedel**		No.55 Chris Saltinstall		4	1:25.318
1	11:49.497	1	1:39.237	5	1:23.724
2	1:28.855	No.59 Dan Ledger		No.118 Brian Stroud	
3	1:31.567	1	1:23.937	1	1:37.124
No.24 Scott Carson		2	1:21.485	2	1:33.960
1	1:21.337	3	1:22.361	3	8:18.025
2	1:20.676	4	7:39.889	4	1:32.148
3	7:32.688	5	1:24.239	5	1:31.754
4	1:19.973	6	1:21.616	No.122 Magnus Mossberg	
5	1:20.390	No.63 Richard Jones		1	1:25.357
6	1:20.108	1	1:39.448	2	1:26.534
No.27 Matthew Morgan		2	1:40.851	3	9:09.328
1	1:42.007	3	8:15.433	4	1:22.982
2	9:59.399	4	1:35.879	5	1:22.695
3	1:29.830	5	1:36.709		



Donington Park

30th & 31st July 2022



1300, PC750, S.Mono (7c, 8c, 12a)

Practice 9 (Saturday) Analysis

For information purposes. No official / regulatory value

Laps	Lap Time
No.137 Kelsey Carter	
1	1:41.858
2	1:40.396
3	8:05.775
4	1:36.961
5	1:37.207
No.151 James Inman	
1	1:32.879
2	1:30.940
3	8:08.775
4	1:28.879
5	1:29.935
No.152 Archie Inman	
1	1:35.565
2	1:35.631
3	8:02.985
4	1:30.784
5	1:31.148
No.155 William Fletcher	
1	1:36.080
2	1:34.993
3	8:44.731
4	1:31.385
5	1:32.350
No.157 Barry Jones	
1	3:02.244
2	8:55.665
3	1:29.848
4	1:29.873
No.158 Neil Bagley	
1	1:38.483
2	1:39.275
3	8:19.098
4	1:35.240
5	1:32.552
No.171 Garry Hirons	
1	1:28.428
2	1:26.839
3	8:55.006
4	1:27.465
5	1:26.873
No.174 Jamie O'Brien	
1	1:27.842
2	1:38.447
No.198 William Paget	
1	1:28.876
2	1:29.276

Laps	Lap Time
No.199 John Paget	
1	1:30.940
2	1:30.024
3	8:23.884
4	1:26.309
5	1:27.235
No.268 Mark Fairweather	
1	1:33.435
2	1:33.985
3	8:34.129
4	1:32.586
5	1:30.036
No.297 Peter Nicholls	
1	1:36.748
2	1:34.100
3	8:34.094
4	1:35.357
No.393 Hasse Gustafson**	
1	1:31.333
2	1:34.445
3	8:28.834
4	1:24.953
5	1:23.300