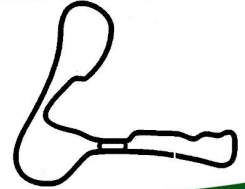




Cadwell Park

2nd & 3rd July 2022



1300, PC750, S. Mono (7c, 8c, 12a)

Race 32 (Sunday)

Document 8

Results 6 Laps = 13.176 miles

Subject to scrutineering & sporting investigations

Rnk	No.	Class	Rnk	Rider	Entry	Laps	Time	mph	Gap	Interv.	Best lap	mph	In Lap	2nd Best	Spd	
12a																
1	=	42	12a	1	Alex Sinclair	Kramer / Morph-Motorsport / (690)	6	10:26.442	75.72			1:42.518	77.11	5	1:42.532	112.8
2	=	1	12a	2	Andrew Widdowson	Kramer / EVO2-R / (690)	6	10:45.722	73.46	19.280	19.280	1:44.393	75.73	5	1:44.538	108.9
3	=	59	12a	3	Dan Ledger	KTM / (650)	6	10:54.556	72.47	28.114	8.834	1:46.103	74.51	4	1:46.802	107.7
4		16	12a	4	Dean Widdowson	Honda-Inman / 450RR / (450)	6	11:19.631	69.79	53.189	25.075	1:49.597	72.13	5	1:50.250	105.8
5	=	155	12a	5	William Fletcher	Harris Honda / XR (650)	6	11:19.800	69.78	53.358	0.169	1:49.515	72.19	6	1:49.870	112.6
6	▼ ²	69	12a	6	Patrick Welch	W.R.D. / Supermono / (690)	6	11:23.647	69.38	57.205	3.847	1:51.209	71.09	6	1:51.281	106.7
7	▲ ¹	152	12a	7	Archie Inman	Honda / CRF / (450)	5	10:03.590	65.49	1 Lap	1 Lap	1:57.388	67.35	5	1:58.881	105.0
8	▲ ²	157	12a	8	Barry Jones	Spondon / Rotax / (560)	5	10:04.621	65.38	1 Lap	1.031	1:56.697	67.74	5	1:58.515	100.9
9	=	268	12a	9	Mark Fairweather	MZ / Skorpion / (660)	5	10:05.649	65.27	1 Lap	1.028	1:57.813	67.10	5	1:58.366	98.7
10	▼ ³	151	12a	10	James Inman	Harris Honda / XR (600)	5	10:06.386	65.19	1 Lap	0.737	1:58.457	66.74	2	1:58.598	94.7
11	=	137	12a	11	Kelsey Carter	KTM / RC / (390)	5	10:13.584	64.42	1 Lap	7.198	1:59.339	66.24	4	1:59.467	91.4
12	=	36	12a	12	Joseph Webb	KTM / Duke / (690)	5	10:16.342	64.13	1 Lap	2.758	1:59.522	66.14	4	2:00.529	102.0
13	▲ ¹	66	12a	13	Dennis Mapp	Yamaha / Supermono / (640)	5	10:28.990	62.84	1 Lap	12.648	2:01.643	64.99	5	2:02.062	86.7
14	▲ ¹	63	12a	14	Richard Jones	KTM / Supermono / (690)	5	10:38.621	61.90	1 Lap	9.631	2:04.804	63.34	2	2:05.375	94.7

Not Classified

		96	12a		Matthew Welch	WRD / Supermono / (690)	2	4:13.911	62.27	Retired		2:00.245	65.75	2	2:07.341	105.8
--	--	----	-----	--	----------------------	-------------------------	---	----------	-------	----------------	--	----------	-------	---	----------	-------

12a - Best Lap : No.42 Alex Sinclair - 1:42.518 / 92.5% of Race Winner's Speed : 70.04 mph

7c

1	▲ ²	19	7c	1	Gordon Clark	BSA / / (930)	5	10:04.464	65.39			1:57.402	67.34	5	1:58.297	102.8
2	▲ ²	31	7c	2	Frank Lemstra	Honda CB500 / 4 (498)	5	10:26.714	63.07	22.250	22.250	2:01.668	64.98	2	2:02.753	93.1

Not Classified

		72	7c		Graham Williams	Seeley / Weslake / (900)	4	7:20.200	71.84	Retired		1:47.690	73.41	2	1:48.159	112.2
--	--	----	----	--	------------------------	--------------------------	---	----------	-------	----------------	--	----------	-------	---	----------	-------

7c - Best Lap : No.72 Graham Williams - 1:47.690 / 92.5% of Race Winner's Speed : 60.49 mph

8c

1	=	24	8c	1	Scott Carson	Yamaha / TZR / (250)	6	10:28.120	75.52			1:42.824	76.88	4	1:43.110	103.6
2	=	174	8c	2	Jamie O'Brien	Les-Cross / TZ / (750)	6	10:48.431	73.15	20.311	20.311	1:45.524	74.92	6	1:46.819	122.9
3	▲ ²	73	8c	3	Nick Allison	Kawasaki / Z1r / (1170)	6	11:03.053	71.54	34.933	14.622	1:48.987	72.54	3	1:49.128	114.5
4	▼ ¹	38	8c	4	Rory Hill	Yamaha / FZ-White / (599)	6	11:21.486	69.60	53.366	18.433	1:50.015	71.86	6	1:50.404	96.7
5	▲ ²	23	8c	5	James Cheetham	Yamaha / FZ / (600)	6	11:28.611	68.88	1:00.491	7.125	1:51.847	70.68	4	1:52.010	102.8
6	▼ ²	198	8c	6	William Paget	Yamaha / FZ / (600)	6	11:28.812	68.86	1:00.692	0.201	1:51.486	70.91	5	1:51.879	101.5
7	▲ ²	199	8c	7	John Paget	Ducati / TT1 / (750)	6	11:29.847	68.76	1:01.727	1.035	1:51.208	71.09	6	1:52.840	107.5
8	▼ ²	41	8c	8	Mark George	Ducati / TT1 / (748)	6	11:30.228	68.72	1:02.108	0.381	1:51.806	70.71	6	1:52.851	105.7
9	▼ ¹	12	8c	9	Mick Pennell	Yamaha / YPVS / (350)	6	11:32.665	68.48	1:04.545	2.437	1:52.383	70.35	5	1:52.494	103.1
10	=	30	8c	10	Steven Panter	Yamaha / FZ / (600)	6	11:34.512	68.30	1:06.392	1.847	1:53.058	69.93	5	1:53.388	97.7
11	▲ ²	55	8c	11	Chris Saltinstall	Moto-Guzzi / Le-Mans / (1064)	5	10:03.897	65.45	1 Lap	1 Lap	1:57.841	67.09	5	1:58.432	107.7
12	▲ ³	132	8c	12	Geoff Knight	Yamaha / FZ / (600)	5	10:15.919	64.18	1 Lap	12.022	1:59.087	66.39	5	2:00.042	98.1
13	▲ ¹	297	8c	13	Peter Nicholls	Yamaha / FZ / (599)	5	10:16.664	64.10	1 Lap	0.745	1:59.144	66.35	5	1:59.906	99.1
14	▼ ²	27	8c	14	Matthew Morgan	Ducati / TT2 / (600)	5	10:17.011	64.06	1 Lap	0.347	1:58.336	66.81	4	1:58.918	99.0

8c - Best Lap : No.24 Scott Carson - 1:42.824 / 92.5% of Race Winner's Speed : 69.85 mph

Leaders : No.42 Alex Sinclair (1-6)

Start Time : 03/07 - 14:20:45

Best lap : No.42 Alex Sinclair 1:42.518 77.11 mph

Weather : Overcast Air : 17°C Track : Dry

Event Record : No.42 Alex Sinclair 1:42.019 77.49 mph

Timekeeper *Dave Jones*

Clerk of Course *G.P.C.*

Posting Time : **14:37**

CRMC Cadwell 2022 (GBR) 02-03/07/2022

Page 2 / 2

Motor Sports Timing UK


Apex Timing GoRacing





Cadwell Park

2nd & 3rd July 2022



1300, PC750, S.Mono
(7c, 8c, 12a)

Race 32 (Sunday)
Lap Chart


For information purposes. No official / regulatory value

	1	2	3	4	5	6	7	8	9	10	11	12	13	14	15	16	17	18	19	20	21	22	23	24	25	26	27	28	29	30	31	32	33	34	35	36
Grid	42	24	1	174	59	72	69	155	38	38	198	73		73	41	23	12	19	151	199	30	152	37	268	157	137	27	36	96	55	297	132	66	66	31	63
Start	24	42	1	174	59	72	69	155	38	198	73	23	41	12	151	19	199	152	30	157	55	268	36	137	132	16	96	31	297	63	27	66				
Lap 1 <i>Interval</i>	42	24	174	59	72	73	1	198	155	69	38	23	41	12	199	16	30	152	55	19	268	151	157	137	36	96	132	31	63	297	27	66				
	0.4	2.1	0.6	0.8	0.8	0.2	4.3	0.0	0.6	0.2	0.3	0.7	0.8	0.2	0.3	0.9	2.2	1.1	0.9	0.6	0.4	0.0	1.1	0.3	0.9	1.2	0.3	0.5	0.3	0.5	1.0					
Lap 2	42	24	174	59	72	1	73	155	38	69	198	23	41	16	199	30	12	152	55	19	151	268	157	96	137	36	132	297	31	27	63	66				
	0.7	6.3	0.6	0.9	0.2	2.2	9.9	0.8	0.0	0.8	0.2	0.4	0.2	0.6	1.0	0.2	7.8	0.3	0.7	0.0	0.7	0.2	3.3	0.0	0.0	1.0	1.9	0.0	0.8	2.8	0.8					
Lap 3	42	24	174	59	1	72	73	38	155	69	16	23	198	41	199	30	12	55	152	151	19	157	268	137	132	36	297	31	27	66	63					
	1.1	10.0	0.6	0.1	2.5	2.8	12.2	0.9	0.9	0.4	0.9	0.8	0.8	0.5	1.3	0.9	12.2	0.0	0.9	0.5	0.3	0.3	5.3	1.2	0.2	0.5	2.8	0.0	5.5	1.8						
Lap 4	42	24	1	59	174	72	73	16	155	38	69	23	198	41	199	30	12	55	152	151	19	268	157	137	36	132	297	27	31	66	63					
	1.4	12.5	1.3	0.6	4.1	3.8	15.7	0.6	0.4	0.3	1.1	0.8	0.8	2.4	0.2	1.6	0.3	18.2	0.1	0.8	0.0	0.7	6.1	1.6	1.0	0.6	0.5	5.2	4.0	5.8						
Lap 5	42	24	1	174	59	73	16	155	38	69	23	198	41	199	12	30	152	55	19	151	268	157	137	132	36	297	27	31	66	63						
	2.0	13.8	4.5	3.3	7.0	15.9	0.9	1.1	0.9	1.8	0.3	3.7	0.2	1.5	0.2	23.1	0.3	0.5	0.1	1.0	0.7	7.1	2.3	0.4	0.3	0.3	9.7	2.2	9.6							
Lap 6	42	24	1	174	59	73	16	155	38	69	23	198	199	41	12	30																				
	1.6	17.6	2.7	6.1	8.4	16.5	0.1	1.6	2.1	2.1	4.9	0.2	1.0	0.3	2.4	1.8																				



Cadwell Park

2nd & 3rd July 2022



1300, PC750, S. Mono (7c, 8c, 12a)

Race 32 (Sunday) Analysis

For information purposes. No official / regulatory value

Laps	Lap Time
No.1 Andrew Widdowson	
1	1:54.974
2	1:46.731
3	1:45.803
4	1:44.538
5	1:44.393
6	1:47.332
No.12 Mick Pennell	
1	1:59.833
2	1:56.367
3	1:54.452
4	1:52.800
5	1:52.383
6	1:52.494
No.16 Dean Widdowson	
1	1:58.564
2	1:53.876
3	1:50.827
4	1:50.250
5	1:49.597
6	1:50.283
No.19 Gordon Clark	
1	2:05.563
2	1:59.461
3	1:59.203
4	1:58.297
5	1:57.402
No.23 James Cheetham	
1	1:58.762
2	1:55.360
3	1:52.492
4	1:51.847
5	1:52.010
6	1:54.323
No.24 Scott Carson	
1	1:50.692
2	1:43.386
3	1:43.110
4	1:42.824
5	1:43.141
6	1:43.548
No.27 Matthew Morgan	
1	2:09.774
2	2:01.040
3	2:01.960
4	1:58.336
5	1:58.918

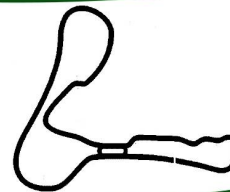
Laps	Lap Time
No.30 Steven Panter	
1	2:00.904
2	1:54.588
3	1:53.700
4	1:53.388
5	1:53.058
6	1:54.053
No.31 Frank Lemstra	
1	2:08.688
2	2:01.668
3	2:02.753
4	2:03.642
5	2:03.380
No.36 Joseph Webb	
1	2:07.133
2	2:01.269
3	2:02.321
4	1:59.522
5	2:00.529
No.38 Rory Hill	
1	1:59.104
2	1:54.544
3	1:50.404
4	1:53.682
5	1:50.642
6	1:50.015
No.41 Mark George	
1	1:59.180
2	1:55.083
3	1:53.755
4	1:53.424
5	1:52.851
6	1:51.806
No.42 Alex Sinclair	
1	1:50.178
2	1:43.126
3	1:42.714
4	1:42.532
5	1:42.518
6	1:43.916
No.55 Chris Saltinstall	
1	2:04.134
2	1:59.614
3	1:58.432
4	1:58.849
5	1:57.841
No.59 Dan Ledger	
1	1:52.624

Laps	Lap Time
2	1:47.547
3	1:46.802
4	1:46.103
5	1:50.910
6	1:48.259
No.63 Richard Jones	
1	2:09.231
2	2:04.804
3	2:06.508
4	2:06.090
5	2:05.375
No.66 Dennis Mapp	
1	2:10.736
2	2:03.724
3	2:03.779
4	2:02.062
5	2:01.643
No.69 Patrick Welch	
1	1:59.002
2	1:54.849
3	1:52.270
4	1:52.081
5	1:51.281
6	1:51.209
No.72 Graham Williams	
1	1:53.295
2	1:47.690
3	1:48.606
4	1:48.159
No.73 Nick Allison	
1	1:53.346
2	1:49.302
3	1:48.987
4	1:49.128
5	1:49.320
6	1:49.688
No.96 Matthew Welch	
1	2:07.341
2	2:00.245
No.132 Geoff Knight	
1	2:08.826
2	2:00.042
3	2:01.031
4	2:00.808
5	1:59.087
No.137 Kelsey Carter	
1	2:06.460
2	2:01.559



Cadwell Park

2nd & 3rd July 2022



1300, PC750, S.Mono (7c, 8c, 12a)

Race 32 (Sunday) Analysis

For information purposes. No official / regulatory value

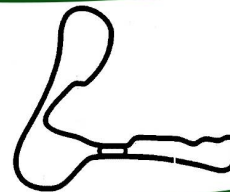
Laps	Lap Time
3	2:00.854
4	1:59.339
5	1:59.467
No.151 James Inman	
1	2:06.711
2	1:58.457
3	1:58.598
4	1:58.792
5	1:59.337
No.152 Archie Inman	
1	2:03.337
2	2:00.386
3	1:58.881
4	1:58.918
5	1:57.388
No.155 William Fletcher	
1	1:58.261
2	1:54.525
3	1:52.259
4	1:52.280
5	1:49.870
6	1:49.515
No.157 Barry Jones	
1	2:06.286
2	1:59.388
3	1:58.515
4	1:58.815
5	1:56.697
No.174 Jamie O'Brien	
1	1:52.304
2	1:47.531
3	1:46.819
4	1:47.427
5	1:46.860
6	1:45.524
No.198 William Paget	
1	1:58.033
2	1:56.419
3	1:53.569
4	1:51.879
5	1:51.486
6	1:54.174
No.199 John Paget	
1	1:59.829
2	1:54.872
3	1:53.338
4	1:53.150
5	1:52.840
6	1:51.208

Laps	Lap Time
No.268 Mark Fairweather	
1	2:05.721
2	1:59.619
3	1:59.081
4	1:58.366
5	1:57.813
No.297 Peter Nicholls	
1	2:09.655
2	2:00.676
3	1:59.906
4	2:00.698
5	1:59.144



Cadwell Park

2nd & 3rd July 2022



1300, PC750, S.Mono (7c, 8c, 12a)

Race 32 (Sunday) Starting Grid

Document 7

Subject to scrutineering & sporting investigations

12	66 Dennis Mapp Yamaha / Supermono / (640)	31 Frank Lemstra Honda CB500 / 4 (498)	63 Richard Jones KTM / Supermono / (690)
11	297 Peter Nicholls Yamaha / FZ / (599)	132 Geoff Knight Yamaha / FZ / (600)	80 Trevor Moore Suzuki / GS / (674)
10	36 Joseph Webb KTM / Duke / (690)	96 Matthew Welch WRD / Supermono / (690)	55 Chris Saltinstall Moto-Guzzi / Le-Mans / (1064)
9	157 Barry Jones Spondon / Rotax / (560)	137 Kelsey Carter KTM / RC / (390)	27 Matthew Morgan Ducati / TT2 / (600)
8	152 Archie Inman Honda / CRF / (450)	37 Andrew Kirk BMW R75 / 5 (745)	268 Mark Fairweather MZ / Skorpion / (660)
7	151 James Inman Harris Honda / XR (600)	199 John Paget Ducati / TT1 / (750)	30 Steven Panter Yamaha / FZ / (600)
6	23 James Cheetham Yamaha / FZ / (600)	12 Mick Pennell Yamaha / YPVS / (350)	19 Gordon Clark BSA / / (930)
5	73 Nick Allison Kawasaki / Z1r / (1170)	41 Mark George Ducati / TT1 / (748)	
4	38 Rory Hill Yamaha / FZ-White / (599)	198 William Paget Yamaha / FZ / (600)	8 Kevin Van-de-Worp Moto-Guzzi / V7 / (1120)
3	69 Patrick Welch W.R.D. / Supermono / (690)	155 William Fletcher Harris Honda / XR (650)	4 Steve Mason KTM / Supermono / (690)
2	174 Jamie O'Brien Les-Cross / TZ / (750)	59 Dan Ledger KTM / (650)	72 Graham Williams Seeley / Weslake / (900)
1	42 Alex Sinclair Kramer / Morph-Motorsport / (690)	24 Scott Carson Yamaha / TZR / (250)	1 Andrew Widdowson Kramer / EVO2-R / (690)

POLE POSITION



Start : 03/07 - 14:08 7 Laps = 15.372 miles

Timekeeper *Dave Jones*

Clerk of Course *GAC*

Posting Time : **10:18**

CRMC Cadwell 2022 (GBR) 02-03/07/2022

Page 1 / 1

Motor Sports Timing UK

Apex Timing GoRacing

