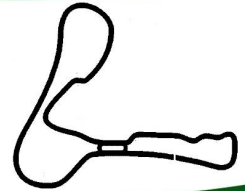




Cadwell Park

2nd & 3rd July 2022



1300, PC750, S. Mono (7c, 8c, 12a)

Race 3 (Saturday)

Document 4

Results 5 Laps = 10.980 miles

Subject to scrutineering & sporting investigations

Rnk	No.	Class	Rnk	Rider	Entry	Laps	Time	mph	Gap	Interv.	Best lap	mph	In Lap	2nd Best	Spd	
12a																
1	▲ ¹	42	12a	1	Alex Sinclair	Kramer / Morph-Motorsport / (690)	5	9:54.113	66.53			1:54.249	69.20	2	1:58.582	109.8
2	▼ ¹	1	12a	2	Andrew Widdowson	Kramer / EVO2-R / (690)	5	9:58.713	66.02	4.600	4.600	1:54.232	69.21	2	1:58.333	106.7
3	=	59	12a	3	Dan Ledger	KTM / (650)	5	10:20.984	63.65	26.871	22.271	1:59.475	66.17	2	2:04.322	103.6
4	▲ ⁵	155	12a	4	William Fletcher	Harris Honda / XR (650)	5	10:39.917	61.77	45.804	18.933	2:04.778	63.36	2	2:06.967	107.2
5	▼ ¹	69	12a	5	Patrick Welch	W.R.D. / Supermono / (690)	5	10:54.408	60.40	1:00.295	14.491	2:05.305	63.09	2	2:08.314	103.2
6	▲ ²	152	12a	6	Archie Inman	Honda / CRF / (450)	5	11:04.807	59.46	1:10.694	10.399	2:06.826	62.33	2	2:09.003	104.7
7	▲ ¹⁰	151	12a	7	James Inman	Harris Honda / XR (600)	5	11:14.641	58.59	1:20.528	9.834	2:05.759	62.86	1	2:06.524	93.5
8	▲ ⁴	36	12a	8	Joseph Webb	KTM / Duke / (690)	5	11:24.531	57.74	1:30.418	9.890	2:11.394	60.17	2	2:15.472	98.1
9	▲ ¹	96	12a	9	Matthew Welch	WRD / Supermono / (690)	5	11:40.325	56.44	1:46.212	15.794	2:14.658	58.71	2	2:17.015	100.6
10	▲ ³	268	12a	10	Mark Fairweather	MZ / Skorpion / (660)	5	11:41.061	56.38	1:46.948	0.736	2:14.545	58.76	2	2:16.694	93.6
11	▲ ³	66	12a	11	Dennis Mapp	Yamaha / Supermono / (640)	5	12:00.027	54.90	2:05.914	18.966	2:16.747	57.81	2	2:21.614	83.4
12	▼ ⁶	157	12a	12	Barry Jones	Spondon / Rotax / (560)	5	12:10.428	54.12	2:16.315	10.401	2:15.430	58.37	2	2:16.847	92.3
13	▲ ²	63	12a	13	Richard Jones	KTM / Supermono / (690)	5	12:26.477	52.95	2:32.364	16.049	2:23.403	55.13	2	2:26.291	91.7

12a - Best Lap : No.1 Andrew Widdowson - 1:54.232 / 92.5% of Race Winner's Speed : 61.54 mph

7c																
1	=	72	7c	1	Graham Williams	Seeley / Weslake / (900)	5	10:51.534	60.67			2:03.672	63.92	1	2:05.070	107.2
2	▲ ¹	19	7c	2	Gordon Clark	BSA / / (930)	5	11:48.509	55.79	56.975	56.975	2:15.390	58.39	2	2:19.790	100.8
3	▲ ¹	31	7c	3	Frank Lemstra	Honda CB500 / 4 (498)	5	11:49.053	55.75	57.519	0.544	2:15.283	58.44	2	2:17.823	87.8

7c - Best Lap : No.72 Graham Williams - 2:03.672 / 92.5% of Race Winner's Speed : 56.12 mph

8c																
1	▲ ¹	174	8c	1	Jamie O'Brien	Les-Cross / TZ / (750)	5	10:36.637	62.09			2:01.712	64.95	1	2:01.796	118.4
2	▼ ¹	24	8c	2	Scott Carson	Yamaha / TZR / (250)	5	10:49.817	60.83	13.180	13.180	2:05.710	62.89	2	2:06.310	97.4
3	▲ ⁴	198	8c	3	William Paget	Yamaha / FZ / (600)	5	10:51.890	60.64	15.253	2.073	2:05.304	63.09	2	2:07.917	99.4
4	▲ ²	73	8c	4	Nick Allison	Kawasaki / Z1r / (1170)	5	10:52.625	60.57	15.988	0.735	2:06.209	62.64	2	2:06.665	108.2
5	=	30	8c	5	Steven Panter	Yamaha / FZ / (600)	5	11:05.144	59.43	28.507	12.519	2:10.078	60.78	2	2:11.197	92.9
6	▼ ²	38	8c	6	Rory Hill	Yamaha / FZ-White / (599)	5	11:08.061	59.17	31.424	2.917	2:08.325	61.61	2	2:10.444	92.7
7	▲ ⁴	37	8c	7	Andrew Kirk	BMW R75 / 5 (745)	5	11:22.919	57.88	46.282	14.858	2:10.747	60.46	2	2:14.017	91.7
8	▲ ¹	12	8c	8	Mick Pennell	Yamaha / YPVS / (350)	5	11:27.922	57.46	51.285	5.003	2:12.116	59.84	5	2:14.851	96.6
9	▲ ⁴	55	8c	9	Chris Saltinstall	Moto-Guzzi / Le-Mans / (1064)	5	11:50.859	55.61	1:14.222	22.937	2:16.472	57.93	2	2:20.088	103.6
10	=	23	8c	10	James Cheetham	Yamaha / FZ / (600)	5	11:52.735	55.46	1:16.098	1.876	2:18.459	57.10	2	2:20.243	95.9
11	▲ ⁴	27	8c	11	Matthew Morgan	Ducati / TT2 / (600)	5	11:53.129	55.43	1:16.492	0.394	2:16.701	57.83	5	2:16.773	94.7
12	=	297	8c	12	Peter Nicholls	Yamaha / FZ / (599)	5	11:54.119	55.35	1:17.482	0.990	2:17.323	57.57	2	2:18.122	94.5
13	▲ ¹	80	8c	13	Trevor Moore	Suzuki / GS / (674)	4	10:12.857	51.60	1 Lap	1 Lap	2:27.390	53.64	1	2:29.489	92.6

Not Classified

41	8c		Mark George	Ducati / TT1 / (748)	2	4:27.466	59.11	Retired			2:11.301	60.21	2	2:11.800	102.5
----	----	--	--------------------	----------------------	---	----------	-------	----------------	--	--	----------	-------	---	----------	-------

8c - Best Lap : No.174 Jamie O'Brien - 2:01.712 / 92.5% of Race Winner's Speed : 57.43 mph

Leaders : No.42 Alex Sinclair (1-2) / No.1 Andrew Widdowson (3-3) / No.42 Alex Sinclair (4-5)

Start Time : 02/07 - 16:21:50 / Flag Time : 16:31:44 / End Time : 16:34:16

Best lap : No.1 Andrew Widdowson 1:54.232 69.21 mph

Weather : Rain Air : 14°C Track : Wet

Event Record : No.1 Andrew Widdowson 1:44.617 75.57 mph

Timekeeper *Dave Jones* Clerk of Course *G.P.C.* Posting Time : **16:46**

CRM Cadwell 2022 (GBR) 02-03/07/2022

Page 2 / 2

Motor Sports Timing UK


Apex Timing GoRacing





Cadwell Park

2nd & 3rd July 2022



1300, PC750, S. Mono
(7c, 8c, 12a)

Race 3 (Saturday)
Lap Chart


For information purposes. No official / regulatory value

	1	2	3	4	5	6	7	8	9	10	11	12	13	14	15	16	17	18	19	20	21	22	23	24	25	26	27	28	29	30	31	32	33	34	35	36	37	38	39	40
Grid	1	24	42	72	59	174	69	76	199	38	30	73		198	41	12	23	157	137	37	152	155	297	96	19	43	36	268	132	55	31	80	66	27	63	118	151	137	96	
Start	1	24	42	72	59	174	69	73	38	30	198	41	23	152	137	157	37	155	297	132	268	36	96	55	31	151	80	66	27	19	63	12								
Lap 1 <small>Interval</small>	42	1	174	72	59	24	73	69	198	151	155	38	152	41	30	37	157	268	36	23	55	12	96	31	132	297	19	27	80	66	63									
	0.2	3.7	1.4	1.7	0.2	1.9	1.5	0.4	1.0	0.4	0.3	0.5	0.5	1.9	1.3	1.9	2.7	0.3	0.4	2.7	0.7	1.0	1.8	1.5	0.0	1.0	0.3	1.8	0.1	0.9	1.0									
Lap 2	42	1	174	59	72	24	73	69	198	155	151	152	38	137	30	37	36	268	157	55	12	96	23	31	132	19	297	27	66	63	80									
	0.1	11.2	0.8	3.8	2.6	2.4	0.6	0.4	0.9	1.3	1.6	0.9	5.5	0.1	2.6	4.2	2.6	0.5	5.3	0.6	0.4	0.2	1.9	1.3	0.1	1.6	1.6	1.1	7.7	4.0										
Lap 3	1	42	59	174	72	155	24	69	198	73	151	152	38	30	37	36	268	12	96	55	157	23	19	132	31	297	27	66	63	80										
	0.2	17.9	1.0	12.9	0.1	0.5	2.7	0.2	1.3	4.0	1.9	0.9	1.3	8.4	2.6	10.4	0.5	3.5	1.0	0.0	2.0	0.5	0.3	0.6	0.5	1.0	3.2	14.3	6.2											
Lap 4	42	1	59	174	155	24	72	198	73	69	152	30	38	151	37	36	12	96	268	55	132	19	31	23	157	297	27	66	63	80										
	1.7	20.9	8.4	7.8	5.8	2.2	0.4	1.5	0.1	8.2	2.1	1.0	0.1	11.4	0.8	9.1	5.7	1.3	4.6	0.6	0.5	2.5	1.2	3.4	0.0	0.4	1.9	16.4	6.2	18.0										
Lap 5	42	1	59	174	155	24	72	198	73	69	152	30	38	151	37	36	12	96	268	132	19	31	55	23	27	297	66	157	63											
	4.6	22.2	15.6	3.2	9.9	1.7	0.3	0.7	1.7	10.3	0.3	2.9	6.5	8.2	1.6	3.3	12.4	0.7	5.3	2.1	0.5	1.8	1.8	0.3	0.9	5.9	10.4	16.0												



Cadwell Park

2nd & 3rd July 2022



1300, PC750, S.Mono (7c, 8c, 12a)

Race 3 (Saturday) Analysis


For information purposes. No official / regulatory value

Laps	Lap Time	Laps	Lap Time	Laps	Lap Time
No.1 Andrew Widdowson		No.36 Joseph Webb		No.69 Patrick Welch	
1	1:59.316	1	2:17.146	3	2:21.932
2	1:54.232	2	2:11.394	4	2:24.250
3	1:58.333	3	2:15.472	5	2:21.614
4	2:01.926	4	2:16.714	No.69 Patrick Welch	
5	2:03.509	5	2:17.870	1	2:08.314
No.12 Mick Pennell		No.37 Andrew Kirk		2	2:05.305
1	2:17.112	1	2:14.017	3	2:12.137
2	2:16.035	2	2:10.747	4	2:13.875
3	2:17.294	3	2:17.014	5	2:11.727
4	2:14.851	4	2:18.565	No.72 Graham Williams	
5	2:12.116	5	2:17.099	1	2:03.672
No.19 Gordon Clark		No.38 Rory Hill		2	2:05.070
1	2:24.661	1	2:10.444	3	2:14.389
2	2:15.390	2	2:08.325	4	2:15.146
3	2:20.370	3	2:15.469	5	2:11.039
4	2:20.506	4	2:16.756	No.73 Nick Allison	
5	2:19.790	5	2:13.874	1	2:06.665
No.23 James Cheetham		No.41 Mark George		2	2:06.209
1	2:21.143	1	2:11.800	3	2:14.364
2	2:18.459	2	2:11.301	4	2:12.058
3	2:23.378	No.42 Alex Sinclair		5	2:10.139
4	2:24.802	1	1:58.582	No.80 Trevor Moore	
5	2:20.243	2	1:54.249	1	2:27.390
No.24 Scott Carson		3	1:58.722	2	2:29.489
1	2:06.310	4	1:59.938	3	2:30.866
2	2:05.710	5	2:00.692	4	2:38.012
3	2:12.436	No.55 Chris Saltinstall		No.96 Matthew Welch	
4	2:12.230	1	2:20.088	1	2:23.123
5	2:11.537	2	2:16.472	2	2:14.658
No.27 Matthew Morgan		3	2:22.562	3	2:20.445
1	2:26.644	4	2:21.948	4	2:17.015
2	2:16.773	5	2:23.299	5	2:18.778
3	2:19.821	No.59 Dan Ledger		No.132 Geoff Knight	
4	2:25.540	1	2:05.164	1	2:25.229
5	2:16.701	2	1:59.475	2	2:16.582
No.30 Steven Panter		3	2:04.322	3	2:20.907
1	2:13.764	4	2:04.736	4	2:19.635
2	2:10.078	5	2:04.828	5	2:18.161
3	2:11.197	No.63 Richard Jones		No.151 James Inman	
4	2:14.314	1	2:27.968	1	2:05.759
5	2:12.037	2	2:23.403	2	2:06.524
No.31 Frank Lemstra		3	2:28.598	3	2:15.105
1	2:24.502	4	2:26.291	4	2:19.858
2	2:15.283	5	2:31.637	5	2:20.299
3	2:22.939	No.66 Dennis Mapp		No.152 Archie Inman	
4	2:21.995	1	2:27.854	1	2:09.003
5	2:17.823	2	2:16.747	2	2:06.826
				3	2:15.435



Cadwell Park

2nd & 3rd July 2022



1300, PC750, S.Mono (7c, 8c, 12a)

Race 3 (Saturday) Analysis

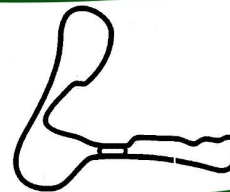
For information purposes. No official / regulatory value

Laps	Lap Time
4	2:14.502
5	2:13.856
No.155 William Fletcher	
1	2:07.765
2	2:04.778
3	2:07.415
4	2:06.967
5	2:07.461
No.157 Barry Jones	
1	2:16.847
2	2:15.430
3	2:27.907
4	2:30.289
5	2:34.515
No.174 Jamie O'Brien	
1	2:01.712
2	2:01.796
3	2:06.210
4	2:12.172
5	2:12.020
No.198 William Paget	
1	2:07.917
2	2:05.304
3	2:11.945
4	2:11.855
5	2:10.992
No.268 Mark Fairweather	
1	2:16.694
2	2:14.545
3	2:23.310
4	2:22.493
5	2:18.123
No.297 Peter Nicholls	
1	2:26.277
2	2:17.323
3	2:20.366
4	2:26.174
5	2:18.122



Cadwell Park

2nd & 3rd July 2022



1300, PC750, S.Mono (7c, 8c, 12a)

Race 3 (Saturday) Starting Grid

Document 2

Subject to scrutineering & sporting investigations

14	Leon Lerego 99 Yamaha / TZ / (750)		
13	Brian Stroud 118 KTM / Duke / (690)	James Inman 151 Harris Honda / XR (600)	Steve Mason 4 KTM / Supermono / (690)
12	Dennis Mapp 66 Yamaha / Supermono / (640)	Matthew Morgan 27 Ducati / TT2 / (600)	Richard Jones 63 KTM / Supermono / (690)
11	Chris Saltinstall 55 Moto-Guzzi / Le-Mans / (1064)	Frank Lemstra 31 Honda CB500 / 4 (498)	Trevor Moore 80 Suzuki / GS / (674)
10	Joseph Webb 36 KTM / Duke / (690)	Mark Fairweather 268 MZ / Skorpion / (660)	Geoff Knight 132
9	Matthew Welch 96 WRD / Supermono / (690)	Gordon Clark 19 BSA / / (930)	Mark Turner (R) 43* Husqvarna / / (670)
8	Archie Inman 152 Honda / CRF / (450)	William Fletcher 155 Harris Honda / XR (650)	Peter Nicholls 297 Yamaha / FZ / (999)
7	Barry Jones 157 Spondon / Rotax / (560)	Kelsey Carter 137 KTM / RC / (390)	Andrew Kirk 37 BMW R75 / 5 (745)
6	Mark George 41 Ducati / TT1 / (748)	Mick Pennell 12 Yamaha / YPVS / (350)	James Cheetham 23 Yamaha / FZ / (600)
5		Kevin Van-de-Worp 8 Moto-Guzzi / V7 / (1120)	William Paget 198 Yamaha / FZ / (600)
4	Rory Hill 38 Yamaha / FZ-White / (599)	Steven Panter 30 Yamaha / FZ / (600)	Nick Allison 73 Kawasaki / Z1r / (1170)
3	Patrick Welch 69 W.R.D. / Supermono / (690)	Dean Widdowson 16 Honda-Inman / 450RR / (450)	John Paget 199 Ducati / TT1 / (750)
2	Graham Williams 72 Seeley / Weslake / (900)	Dan Ledger 59 KTM / (650)	Jamie O'Brien 174 Les-Cross / TZ / (750)
1	Andrew Widdowson 1 Kramer / EVO2-R / (690)	Scott Carson 24 Yamaha / TZR / (250)	Alex Sinclair 42 Kramer / Morph-Motorsport / (690)

POLE POSITION

Start : 02/07 - 12:22 5 Laps = 10.980 miles

Timekeeper *Dave Jones*

Clerk of Course *G.P.C.*

Posting Time : **10:19**

CRMC Cadwell 2022 (GBR) 02-03/07/2022

