




Croft

2nd & 3rd Oct 2021



1300, PC750, S.Mono
(7c, 8c, 12a)

Race 9 (Saturday)
Results 4 Laps = 8.508 miles

Document 4.1

Rnk	No.	Class	Rnk	Rider	Entry	Laps	Time	mph	Gap	Interv.	Best lap	mph	In Lap	2nd Best	Spd	Penalty	
1	▲1	141	8c	1	Mark Taylor	Yamaha / TZR / (250)	4	7:25.842	68.70		1:48.178	70.78	4	1:49.392			
2	▼1	134	12a	1	Oliver Bingham	Yamaha / SR / (500)	4	7:30.877	67.93	5.035	5.035	1:50.753	69.14	3	1:51.147		
3	▲4	70	8c	2	David Crampton	Yamaha / FZ / (600)	4	7:35.614	67.23	9.772	4.737	1:50.561	69.26	3	1:51.681		
4	▲1	42	12a	2	Alex Sinclair	Yamaha / BMR / (450)	4	7:36.511	67.09	10.669	0.897	1:51.869	68.45	3	1:52.483		
5	▼2	112	8c	3	Eddy Wormald	Yamaha / FZ / (600)	4	7:40.350	66.53	14.508	3.839	1:51.585	68.62	4	1:52.297		
6	=	44	7c	1	George Hogton-Rusling	Herberg / BSA / (930)	4	7:47.978	65.45	22.136	7.628	1:52.916	67.81	2	1:57.226		
7	▲10	411	8c	4	Steve Mason	Ducati / TT1 / (750)	4	7:51.749	64.93	25.907	3.771	1:54.413	66.93	2	1:55.524		
8	▲31	102	12a	3	Andrew Widdowson	Honda / CRF / (450)	4	7:51.962	64.90	26.120	0.213	1:50.492	69.30	4	1:53.026		
9	=	59	12a	4	Dan Ledger	KTM / (650)	4	7:37.760	66.91	11.918		1:49.802	69.74	4	1:52.267		+4p
10	=	199	8c	5	John Paget	Yamaha / FZ / (600)	4	7:55.366	64.43	29.524	17.606	1:56.642	65.65	2	1:56.737		
11	▲13	99	8c	6	Leon Lerego	Yamaha / TZ / (750)	4	8:00.317	63.77	34.475	4.951	1:56.334	65.82	3	1:56.368		
12	▲4	55	8c	7	Chris Saltinstall	Moto-Guzzi / Le-Mans / (1064)	4	8:11.460	62.32	45.618	11.143	1:59.435	64.11	4	1:59.741		
13	▲6	162	8c	8	Darren Cooper	Yamaha / FZ / (600)	4	8:12.541	62.19	46.699	1.081	1:58.764	64.47	4	1:58.987		
14	▼2	58	8c	9	John Warwick	Yamaha / FZ / (600)	4	8:25.169	60.63	59.327	12.628	2:01.416	63.07	4	2:01.688		
15	=	23	7c	2	Frank Lemstra	Honda CB / 4 (498)	4	8:26.879	60.43	1:01.037	1.710	2:01.182	63.19	4	2:04.055		
16	▼5	151	12a	5	James Inman	Harris-Honda / XR / (600)	4	8:27.844	60.31	1:02.002	0.965	2:04.232	61.64	4	2:05.578		
17	▲6	36	12a	6	Joseph Webb	KTM / Duke / (690)	4	8:30.193	60.03	1:04.351	2.349	2:04.516	61.50	4	2:05.070		
18	▼5	297	8c	10	Peter Nicholls	Yamaha / FZ / (599)	4	8:34.090	59.58	1:08.248	3.897	2:03.785	61.86	3	2:05.261		
19	▼5	84	8c	11	Gareth Hilton	Yamaha / FZ / (600)	4	8:38.395	59.08	1:12.553	4.305	2:06.452	60.55	3	2:06.591		
20	▲18	73	7c	3	Gary Porter	Rob-North Rocket / 3 (930)	4	8:38.463	59.08	1:12.621	0.068	2:03.415	62.04	4	2:05.970		
21	=	30	8c	12	Steven Panter	Yamaha / FZ / (600)	4	8:44.123	58.44	1:18.281	5.660	2:06.968	60.31	4	2:08.894		
22	▲5	123	7c	4	Ralph Coldwell	Seeley / Norton / (920)	3	6:43.016	57.00	1 Lap	1 Lap	2:08.947	59.38	2	2:10.587		
23	▼1	80	8c	13	Trevor Moore	Suzuki / GS / (674)	3	6:49.191	56.14	1 Lap	6.175	2:08.385	59.64	3	2:12.518		
24	▲2	157	12a	7	Barry Jones	Yamaha / SZR / (660)	3	6:54.318	55.44	1 Lap	5.127	2:12.532	57.78	2	2:13.765		
25	▲5	14	12a	8	Gary Widdowson	KTM / 690 / (690)	3	6:55.817	55.24	1 Lap	1.499	2:08.337	59.66	3	2:08.763		
26	▲2	41	8c	14	Mark George	Ducati / TT1 / (748)	3	7:04.126	54.16	1 Lap	8.309	2:16.327	56.17	2	2:16.937		
27	▲5	268	12a	9	Mark Fairweather	MZ / Skorpion / (660)	3	7:13.402	53.00	1 Lap	9.276	2:19.261	54.98	2	2:20.218		
28	▲4	27	8c	15	Matthew Morgan	Ducati / TT2 / (600)	3	7:14.990	52.81	1 Lap	1.588	2:19.732	54.80	2	2:20.603		

No.59 Dan Ledger : Overtaking under Red Flag Condition - 4 Place Penalty

Not Classified

	100	8c		Hefyn Owen	Ducati / TT1 / (750)	4	8:25.547	60.59	Retired		2:00.525	63.53	3	2:03.737		
	118	12a		Brian Stroud	KTM / Duke / (690)	4	8:26.316	60.49	Retired		2:00.646	63.47	3	2:01.199		
	38	8c		Rory Hill	Yamaha / FZ / (599)	2	3:57.432	64.50	Retired		1:54.555	66.84	2	2:00.905		
	74	12a		Jamie O'Brien	KTM / (690)	1	2:09.138	59.29	Retired		2:06.156	60.70	1			

8c - Best Lap : No.141 Mark Taylor - 1:48.178 / 92.5% of Race Winner's Speed : 63.55 mph

12a - Best Lap : No.59 Dan Ledger - 1:49.802 / 92.5% of Race Winner's Speed : 62.84 mph

7c - Best Lap : No.44 George Hogton-Rusling - 1:52.916 / 92.5% of Race Winner's Speed : 60.54 mph

Leaders : No.141 Mark Taylor (1-4)

Start Time : 02/10 - 15:26:27

Best lap : No.141 Mark Taylor 1:48.178 70.78 mph

Weather : Rain Air : 8°C Track : Wet

Event Record : No.134 Oliver Bingham 1:46.640 71.80 mph



Croft

2nd & 3rd Oct 2021



1300,PC750,S.Mono (7c,8c,12a)

Race 9 (Saturday) Results 4 Laps = 8.508 miles

Document 4.1

Rnk	No.	Class	Rnk	Rider	Entry	Laps	Time	mph	Gap	Interv.	Best lap	mph	In Lap	2nd Best	Spd	Penalty
12a																
1	=	134	12a	1	Oliver Bingham	Yamaha / SR / (500)	4	7:30.877	67.93			1:50.753	69.14	3	1:51.147	
2	=	42	12a	2	Alex Sinclair	Yamaha / BMR / (450)	4	7:36.511	67.09	5.634	5.634	1:51.869	68.45	3	1:52.483	
3	▲11	102	12a	3	Andrew Widdowson	Honda / CRF / (450)	4	7:51.962	64.90	21.085	15.451	1:50.492	69.30	4	1:53.026	
4	=	59	12a	4	Dan Ledger	KTM / (650)	4	7:37.760	66.91	6.883		1:49.802	69.74	4	1:52.267	+4p
5	=	151	12a	5	James Inman	Harris-Honda / XR / (600)	4	8:27.844	60.31	56.967	50.084	2:04.232	61.64	4	2:05.578	
6	▲1	36	12a	6	Joseph Webb	KTM / Duke / (690)	4	8:30.193	60.03	59.316	2.349	2:04.516	61.50	4	2:05.070	
7	▲1	157	12a	7	Barry Jones	Yamaha / SZR / (660)	3	6:54.318	55.44	1 Lap	1 Lap	2:12.532	57.78	2	2:13.765	
8	▲1	14	12a	8	Gary Widdowson	KTM / 690 / (690)	3	6:55.817	55.24	1 Lap	1.499	2:08.337	59.66	3	2:08.763	
9	▲1	268	12a	9	Mark Fairweather	MZ / Skorpion / (660)	3	7:13.402	53.00	1 Lap	17.585	2:19.261	54.98	2	2:20.218	

No.59 Dan Ledger : Overtaking under Red Flag Condition - 4 Place Penalty

Not Classified

		118	12a		Brian Stroud	KTM / Duke / (690)	4	8:26.316	60.49	Retired		2:00.646	63.47	3	2:01.199	
		74	12a		Jamie O'Brien	KTM / (690)	1	2:09.138	59.29	Retired		2:06.156	60.70	1		

12a - Best Lap : No.59 Dan Ledger - 1:49.802 / 92.5% of Race Winner's Speed : 62.84 mph

7c																
1	=	44	7c	1	George Hogton-Rusling	Hercberg / BSA / (930)	4	7:47.978	65.45			1:52.916	67.81	2	1:57.226	
2	=	23	7c	2	Frank Lemstra	Honda CB / 4 (498)	4	8:26.879	60.43	38.901	38.901	2:01.182	63.19	4	2:04.055	
3	▲2	73	7c	3	Gary Porter	Rob-North Rocket / 3 (930)	4	8:38.463	59.08	50.485	11.584	2:03.415	62.04	4	2:05.970	
4	=	123	7c	4	Ralph Coldwell	Seeley / Norton / (920)	3	6:43.016	57.00	1 Lap	1 Lap	2:08.947	59.38	2	2:10.587	

7c - Best Lap : No.44 George Hogton-Rusling - 1:52.916 / 92.5% of Race Winner's Speed : 60.54 mph

8c																
1	=	141	8c	1	Mark Taylor	Yamaha / TZR / (250)	4	7:25.842	68.70			1:48.178	70.78	4	1:49.392	
2	▲2	70	8c	2	David Crampton	Yamaha / FZ / (600)	4	7:35.614	67.23	9.772	9.772	1:50.561	69.26	3	1:51.681	
3	▼1	112	8c	3	Eddy Wormald	Yamaha / FZ / (600)	4	7:40.350	66.53	14.508	4.736	1:51.585	68.62	4	1:52.297	
4	▲6	411	8c	4	Steve Mason	Ducati / TT1 / (750)	4	7:51.749	64.93	25.907	11.399	1:54.413	66.93	2	1:55.524	
5	=	199	8c	5	John Paget	Yamaha / FZ / (600)	4	7:55.366	64.43	29.524	3.617	1:56.642	65.65	2	1:56.737	
6	▲8	99	8c	6	Leon Lerego	Yamaha / TZ / (750)	4	8:00.317	63.77	34.475	4.951	1:56.334	65.82	3	1:56.368	
7	▲2	55	8c	7	Chris Saltinstall	Moto-Guzzi / Le-Mans / (1064)	4	8:11.460	62.32	45.618	11.143	1:59.435	64.11	4	1:59.741	
8	▲3	162	8c	8	Darren Cooper	Yamaha / FZ / (600)	4	8:12.541	62.19	46.699	1.081	1:58.764	64.47	4	1:58.987	
9	▼3	58	8c	9	John Warwick	Yamaha / FZ / (600)	4	8:25.169	60.63	59.327	12.628	2:01.416	63.07	4	2:01.688	
10	▼3	297	8c	10	Peter Nicholls	Yamaha / FZ / (599)	4	8:34.090	59.58	1:08.248	8.921	2:03.785	61.86	3	2:05.261	
11	▼3	84	8c	11	Gareth Hilton	Yamaha / FZ / (600)	4	8:38.395	59.08	1:12.553	4.305	2:06.452	60.55	3	2:06.591	
12	=	30	8c	12	Steven Panter	Yamaha / FZ / (600)	4	8:44.123	58.44	1:18.281	5.728	2:06.968	60.31	4	2:08.894	
13	=	80	8c	13	Trevor Moore	Suzuki / GS / (674)	3	6:49.191	56.14	1 Lap	1 Lap	2:08.385	59.64	3	2:12.518	
14	▲2	41	8c	14	Mark George	Ducati / TT1 / (748)	3	7:04.126	54.16	1 Lap	14.935	2:16.327	56.17	2	2:16.937	
15	▲4	27	8c	15	Matthew Morgan	Ducati / TT2 / (600)	3	7:14.990	52.81	1 Lap	10.864	2:19.732	54.80	2	2:20.603	

Not Classified

		100	8c		Hefyn Owen	Ducati / TT1 / (750)	4	8:25.547	60.59	Retired		2:00.525	63.53	3	2:03.737	
		38	8c		Rory Hill	Yamaha / FZ / (599)	2	3:57.432	64.50	Retired		1:54.555	66.84	2	2:00.905	

8c - Best Lap : No.141 Mark Taylor - 1:48.178 / 92.5% of Race Winner's Speed : 63.55 mph

Leaders : No.141 Mark Taylor (1-4)

Start Time : 02/10 - 15:26:27

Best lap : No.141 Mark Taylor 1:48.178 70.78 mph

Weather : Rain Air : 8°C Track : Wet

Event Record : No.134 Oliver Bingham 1:46.640 71.80 mph

Timekeeper

Clerk of Course

CRM Croft 2021 (GBR) 02-03/10/2021

Page 2 / 2

Sports Timing Systems

Apex Timing GoRacing





Croft

2nd & 3rd Oct 2021



**1300,PC750,S.Mono
(7c,8c,12a)**

**Race 9 (Saturday)
Lap Chart**


For information purposes. No official / regulatory value

	1	2	3	4	5	6	7	8	9	10	11	12	13	14	15	16	17	18	19	20	21	22	23	24	25	26	27	28	29	30	31	32	33	34	35	36	37	38	39	40	
Grid	134	141	112	38	42	44	70	74	59	199	151	58		297	84	23	55	411	118	162	72	30	80	36	99	36	157	123	41	80	14	100	27	268	96	88	36	26	73	102	
Start	134	141	112	38	42	70	44	74	59	199	151	58	55	23	297	84	411	36	162	118	30	99	157	123	100	72	41	80	73	268	102	27	14								
Lap 1 <small>Interval</small>	141	134	42	44	70	112	59	38	199	411	74	99	55	151	162	102	36	23	100	84	58	30	297	118	73	123	157	80	41	268	27	14									
		0.5	0.9	1.7	1.0	0.3	0.7	0.2	1.7	0.9	3.6	0.8	0.4	1.3	1.7	0.0	1.3	0.7	1.8	0.3	0.6	0.5	0.5	2.6	0.2	0.9	4.5	0.2	2.5	3.0	0.7	4.0									
Lap 2	141	134	42	70	44	112	59	38	411	199	99	102	55	162	151	36	100	23	58	84	118	297	30	73	123	157	80	41	14	268	27										
		0.7	3.1	1.2	0.0	0.7	0.6	2.5	2.5	1.2	6.3	0.8	3.8	2.5	2.5	3.2	0.5	0.4	0.4	2.2	0.1	0.3	3.4	0.8	3.3	8.1	0.2	6.3	0.2	5.7	1.2										
Lap 3	141	134	70	42	59	112	44	411	199	102	99	55	162	100	151	58	118	36	23	297	84	73	30	123	80	157	74	41	268	27											
		2.0	4.2	0.0	3.9	0.8	1.9	4.7	3.1	2.8	2.4	8.0	1.7	7.9	1.8	0.1	1.3	0.5	0.0	2.9	2.1	4.2	2.1	5.8	6.1	5.1	1.4	8.3	9.2	1.5											
Lap 4	141	134	70	42	59	112	44	411	102	199	99	55	162	58	100	118	23	151	36	297	84	73	30																		
		5.0	4.7	0.8	1.2	2.5	7.6	3.7	0.2	3.4	4.9	11.1	1.0	12.6	0.3	0.7	0.5	0.9	2.3	3.8	4.3	0.0	5.6																		



Croft

2nd & 3rd Oct 2021



1300,PC750,S.Mono (7c,8c,12a)

Race 9 (Saturday) Analysis

For information purposes. No official / regulatory value

Laps	Lap Time
No.14 Gary Widdowson	
1	2:14.826
2	2:08.763
3	2:08.337
No.23 Frank Lemstra	
1	2:11.509
2	2:06.053
3	2:04.055
4	2:01.182
No.27 Matthew Morgan	
1	2:26.638
2	2:19.732
3	2:20.603
No.30 Steven Panter	
1	2:13.881
2	2:09.287
3	2:08.894
4	2:06.968
No.36 Joseph Webb	
1	2:10.249
2	2:05.722
3	2:05.070
4	2:04.516
No.38 Rory Hill	
1	2:00.905
2	1:54.555
No.41 Mark George	
1	2:24.616
2	2:16.327
3	2:16.937
No.42 Alex Sinclair	
1	1:56.567
2	1:53.364
3	1:51.869
4	1:52.483
No.44 George Hogton-Rusling	
1	1:57.911
2	1:52.916
3	1:57.331
4	1:57.226
No.55 Chris Saltinstall	
1	2:06.352
2	2:01.894
3	1:59.741
4	1:59.435
No.58 John Warwick	
1	2:14.619
2	2:03.621

Laps	Lap Time
3	2:01.688
4	2:01.416
No.59 Dan Ledger	
1	1:59.573
2	1:52.267
3	1:53.082
4	1:49.802
No.70 David Crampton	
1	1:59.053
2	1:51.825
3	1:50.561
4	1:51.681
No.73 Gary Porter	
1	2:15.767
2	2:06.552
3	2:05.970
4	2:03.415
No.74 Jamie O'Brien	
1	2:06.156
No.80 Trevor Moore	
1	2:21.675
2	2:12.518
3	2:08.385
No.84 Gareth Hilton	
1	2:13.345
2	2:06.591
3	2:06.452
4	2:07.583
No.99 Leon Lerego	
1	2:04.833
2	1:57.674
3	1:56.334
4	1:56.368
No.100 Hefyn Owen	
1	2:11.652
2	2:03.737
3	2:00.525
4	2:03.827
No.102 Andrew Widdowson	
1	2:05.524
2	1:54.911
3	1:53.026
4	1:50.492
No.112 Eddy Wormald	
1	2:00.254
2	1:52.297
3	1:54.563
4	1:51.585

Laps	Lap Time
No.118 Brian Stroud	
1	2:17.563
2	2:02.216
3	2:00.646
4	2:01.199
No.123 Ralph Coldwell	
1	2:17.763
2	2:08.947
3	2:10.587
No.134 Oliver Bingham	
1	1:57.366
2	1:51.165
3	1:50.753
4	1:51.147
No.141 Mark Taylor	
1	1:56.447
2	1:51.014
3	1:49.392
4	1:48.178
No.151 James Inman	
1	2:08.173
2	2:05.578
3	2:06.291
4	2:04.232
No.157 Barry Jones	
1	2:22.543
2	2:12.532
3	2:13.765
No.162 Darren Cooper	
1	2:08.815
2	2:01.308
3	1:58.987
4	1:58.764
No.199 John Paget	
1	2:01.453
2	1:56.642
3	1:57.410
4	1:56.737
No.268 Mark Fairweather	
1	2:26.879
2	2:19.261
3	2:20.218
No.297 Peter Nicholls	
1	2:15.317
2	2:05.261
3	2:03.785
4	2:05.476



Croft

2nd & 3rd Oct 2021



**1300,PC750,S.Mono
(7c,8c,12a)**

**Race 9 (Saturday)
Analysis**


For information purposes. No official / regulatory value

Laps		Lap Time
No.411	Steve Mason	
1		2:01.095
2		1:54.413
3		1:55.524
4		1:56.278



Croft

2nd & 3rd Oct 2021



1300, PC750, S.Mono (7c, 8c, 12a)

Race 9 (Saturday) Starting Grid

Document 3

14			102 Andrew Widdowson Honda / CRF / (450)
13	73 Gary Porter Rob-North Rocket / 3 (930)	26 Michael Blake Yamaha / FZ / (599)	16 Dean Widdowson KTM / RC / (390)
12	69 Patrick Welch W.R.D. / Supermono / (690)	96 Matthew Welch WRD / Supermono / (690)	268 Mark Fairweather MZ / Skorpion / (660)
11	27 Matthew Morgan Ducati / TT2 / (600)	100 Hefyn Owen Ducati / TT1 / (750)	14 Gary Widdowson KTM / 690 / (690)
10	89 Sam Broad P&M / Suzuki-TTF1 / (1085)	41 Mark George Ducati / TT1 / (748)	123 Ralph Coldwell Seeley / Norton / (920)
9	157 Barry Jones Yamaha / SZR / (660)	39 Tony Hart Ducati / TTF1 / (750)	99 Leon Lerego Yamaha / TZ / (750)
8	36 Joseph Webb KTM / Duke / (690)	80 Trevor Moore Suzuki / GS / (674)	30 Steven Panter Yamaha / FZ / (600)
7	72 Graham Williams Seeley / Westlake / (900)	162 Darren Cooper Yamaha / FZ / (600)	118 Brian Stroud KTM / Duke / (690)
6	411 Steve Mason Ducati / TT1 / (750)	55 Chris Saltinstall Moto-Guzzi / Le-Mans / (1064)	23 Frank Lemstra Honda CB / 4 (498)
5	84 Gareth Hilton Yamaha / FZ / (600)	297 Peter Nicholls Yamaha / FZ / (599)	
4	58 John Warwick Yamaha / FZ / (600)	151 James Inman Harris-Honda / XR / (600)	199 John Paget Yamaha / FZ / (600)
3	59 Dan Ledger KTM / (650)	74 Jamie O'Brien KTM / (690)	70 David Crampton Yamaha / FZ / (600)
2	44 George Hogton-Rusling Herberg / BSA / (930)	42 Alex Sinclair Yamaha / BMR / (450)	38 Rory Hill Yamaha / FZ / (599)
1	112 Eddy Wormald Yamaha / FZ / (600)	141 Mark Taylor Yamaha / TZR / (250)	134 Oliver Bingham Yamaha / SR / (500)

POLE POSITION



Start : 02/10 - 14:51 5 Laps = 10.635 miles

CRMC Croft 2021 (GBR) 02-03/10/2021

Sports Timing Systems

Page 1 / 1

Apex Timing GoRacing

