



Anglesey

4th & 5th Sept 2021



**1300,PC750,S.Mono
(7c,8c,12a)**

**Practice 6 (Saturday)
Results**

Document 2

Rnk	No.	Class	Rider	Entry	Laps	Best lap	mph	In Lap	Gap	Interv.	2nd Best
1	73	7c	Gary Porter	Rob North / Rocket-3 / (930)	7	1:20.105	69.66	7			1:21.675
2	100	8c	Hefyn Owen	Ducati / TTF1 / (750)	7	1:20.139	69.63	6	0.034	0.034	1:20.403
3	154	12a	Peter Boast	KTM / Tigcraft / (690)	7	1:20.569	69.26	4	0.464	0.430	1:20.693
4	74	12a	Jamie O'Brien	KTM / / (690)	7	1:20.740	69.11	6	0.635	0.171	1:21.109
5	59	12a	Dan Ledger	KTM / / (650)	7	1:21.024	68.87	6	0.919	0.284	1:21.123
6	39	8c	Tony Hart	Ducati / TTF1 / (750)	7	1:21.126	68.78	6	1.021	0.102	1:21.382
7	102	12a	Andrew Widdowson	Honda / CRF-450R / (450)	3	1:21.348	68.59	3	1.243	0.222	1:22.897
8	162	8c	Darren Cooper	Yamaha / FZ / (600)	7	1:21.483	68.48	4	1.378	0.135	1:22.284
9	30	8c	Steven Panter	Yamaha / FZ / (600)	4	1:22.942	67.28	3	2.837	1.459	1:23.098
10	38	8c	Rory Hill	Yamaha / FZ / (599)	7	1:23.411	66.90	5	3.306	0.469	1:23.544
11	134	12a	Oliver Bingham	Yamaha / SR / (500)	7	1:24.024	66.41	7	3.919	0.613	1:24.224
12	9	12a	William Grant	KTM / RC / (372)	7	1:24.691	65.89	6	4.586	0.667	1:25.419
13	55	8c	Chris Saltinstall	Moto-Guzzi / Le-Mans / (1064)	7	1:24.936	65.70	7	4.831	0.245	1:25.162
14	36	12a	Joseph Webb	Duke / (690)	7	1:25.683	65.12	6	5.578	0.747	1:26.787
15	111	12a	Steven Colville	KTM / RC / (390)	5	1:25.853	64.99	5	5.748	0.170	1:25.934
16	69	12a	Patrick Welch	WRD / Supermono / (690)	7	1:26.070	64.83	7	5.965	0.217	1:26.497
17	151	12a	James Inman	Harris / Honda-XR / (600)	7	1:26.296	64.66	6	6.191	0.226	1:27.382
18	84	8c	Gareth Hilton	Yamaha / FZ / (600)	7	1:26.346	64.62	5	6.241	0.050	1:26.437
19	16	12a	Dean Widdowson	KTM / RC / (390)	7	1:26.427	64.56	5	6.322	0.081	1:26.834
20	118	12a	Brian Stroud	KTM / Duke / (690)	7	1:27.706	63.62	7	7.601	1.279	1:28.612
21	15	8c	David Kett	Yamaha / FZ / (600)	6	1:28.190	63.27	4	8.085	0.484	1:28.968
22	96	12a	Matthew Welch	WRD / Supermono / (690)	6	1:29.274	62.50	5	9.169	1.084	1:29.578
23	297				7	1:29.297	62.49	3	9.192	0.023	1:29.433
24	99	8c	Leon Lerego	Yamaha / TZ / (750)	6	1:29.435	62.39	6	9.330	0.138	1:32.437
25	124	12a	Steve Smith	Suzuki / (450)	6	1:30.348	61.76	6	10.243	0.913	1:31.941
26	268	12a	Mark Fairweather	BMW / R80RT / (1001)	6	1:31.204	61.18	4	11.099	0.856	1:32.195
27	97	8c	Shaun Mulligan	BMW / R100 / (980)	6	1:31.753	60.82	4	11.648	0.549	1:32.441
28	123	7c	Ralph Coldwell	Seeley / Norton / (920)	5	1:32.189	60.53	3	12.084	0.436	1:32.912
29	89	8c	Sam Broad	P&M / Suzuki-TTF1 / (1085)	6	1:32.395	60.39	6	12.290	0.206	1:33.527
30	14	12a	Gary Widdowson	KTM / / (690)	6	1:35.269	58.57	6	15.164	2.874	1:39.052
31	66	12a	Dennis Mapp	Yamaha / (640)	6	1:35.635	58.35	6	15.530	0.366	1:37.083
32	80	8c	Trevor Moore	Suzuki / GS / (694)	2	1:37.144	57.44	2	17.039	1.509	3:29.540

*** No Transponder - Nos 80 & 102 - FIT TO BE INCLUDED IN FUTURE GRIDS & RESULTS***

Start Time : 04/09 - 11:00:47 / Flag Time : 11:10:48 / End Time : 11:12:00

Best lap : No.73 Gary Porter


1:20.105 69.66 mph

Weather : Scattered cloud Air : 14°C Track : Dry



Anglesey

4th & 5th Sept 2021



**1300,PC750,S.Mono
(7c,8c,12a)**

**Practice 6 (Saturday)
Results**

Document 2

Rnk	No.	Class	Rider	Entry	Laps	Best lap	mph	In Lap	Gap	Interv.	2nd Best
12a											
1	154	12a	Peter Boast	KTM / Tigcraft / (690)	7	1:20.569	69.26	4			1:20.693
2	74	12a	Jamie O'Brien	KTM / / (690)	7	1:20.740	69.11	6	0.171	0.171	1:21.109
3	59	12a	Dan Ledger	KTM / / (650)	7	1:21.024	68.87	6	0.455	0.284	1:21.123
4	102	12a	Andrew Widdowson	Honda / CRF-450R / (450)	3	1:21.348	68.59	3	0.779	0.324	1:22.897
5	134	12a	Oliver Bingham	Yamaha / SR / (500)	7	1:24.024	66.41	7	3.455	2.676	1:24.224
6	9	12a	William Grant	KTM / RC / (372)	7	1:24.691	65.89	6	4.122	0.667	1:25.419
7	36	12a	Joseph Webb	Duke / (690)	7	1:25.683	65.12	6	5.114	0.992	1:26.787
8	111	12a	Steven Colville	KTM / RC / (390)	5	1:25.853	64.99	5	5.284	0.170	1:25.934
9	69	12a	Patrick Welch	WRD / Supermono / (690)	7	1:26.070	64.83	7	5.501	0.217	1:26.497
10	151	12a	James Inman	Harris / Honda-XR / (600)	7	1:26.296	64.66	6	5.727	0.226	1:27.382
11	16	12a	Dean Widdowson	KTM / RC / (390)	7	1:26.427	64.56	5	5.858	0.131	1:26.834
12	118	12a	Brian Stroud	KTM / Duke / (690)	7	1:27.706	63.62	7	7.137	1.279	1:28.612
13	96	12a	Matthew Welch	WRD / Supermono / (690)	6	1:29.274	62.50	5	8.705	1.568	1:29.578
14	124	12a	Steve Smith	Suzuki / (450)	6	1:30.348	61.76	6	9.779	1.074	1:31.941
15	268	12a	Mark Fairweather	BMW / R80RT / (1001)	6	1:31.204	61.18	4	10.635	0.856	1:32.195
16	14	12a	Gary Widdowson	KTM / / (690)	6	1:35.269	58.57	6	14.700	4.065	1:39.052
17	66	12a	Dennis Mapp	Yamaha / (640)	6	1:35.635	58.35	6	15.066	0.366	1:37.083

7c											
1	73	7c	Gary Porter	Rob North / Rocket-3 / (930)	7	1:20.105	69.66	7			1:21.675
2	123	7c	Ralph Coldwell	Seeley / Norton / (920)	5	1:32.189	60.53	3	12.084	12.084	1:32.912

8c											
1	100	8c	Hefyn Owen	Ducati / TTF1 / (750)	7	1:20.139	69.63	6			1:20.403
2	39	8c	Tony Hart	Ducati / TTF1 / (750)	7	1:21.126	68.78	6	0.987	0.987	1:21.382
3	162	8c	Darren Cooper	Yamaha / FZ / (600)	7	1:21.483	68.48	4	1.344	0.357	1:22.284
4	30	8c	Steven Panter	Yamaha / FZ / (600)	4	1:22.942	67.28	3	2.803	1.459	1:23.098
5	38	8c	Rory Hill	Yamaha / FZ / (599)	7	1:23.411	66.90	5	3.272	0.469	1:23.544
6	55	8c	Chris Saltinstall	Moto-Guzzi / Le-Mans / (1064)	7	1:24.936	65.70	7	4.797	1.525	1:25.162
7	84	8c	Gareth Hilton	Yamaha / FZ / (600)	7	1:26.346	64.62	5	6.207	1.410	1:26.437
8	15	8c	David Kett	Yamaha / FZ / (600)	6	1:28.190	63.27	4	8.051	1.844	1:28.968
9	99	8c	Leon Lerego	Yamaha / TZ / (750)	6	1:29.435	62.39	6	9.296	1.245	1:32.437
10	97	8c	Shaun Mulligan	BMW / R100 / (980)	6	1:31.753	60.82	4	11.614	2.318	1:32.441
11	89	8c	Sam Broad	P&M / Suzuki-TTF1 / (1085)	6	1:32.395	60.39	6	12.256	0.642	1:33.527
12	80	8c	Trevor Moore	Suzuki / GS / (694)	2	1:37.144	57.44	2	17.005	4.749	3:29.540

*** No Transponder - Nos 80 & 102 - FIT TO BE INCLUDED IN FUTURE GRIDS & RESULTS***

Start Time : 04/09 - 11:00:47 / Flag Time : 11:10:48 / End Time : 11:12:00

Best lap : No.73 Gary Porter

1:20.105 69.66 mph

Weather : Scattered cloud Air : 14°C Track : Dry

Timekeeper *Dave Jones*

Clerk of Course *H. Smith*

CRMC Anglesey 2021 (GBR) 04-05/09/2021

Page 2 / 2

Sports Timing Systems

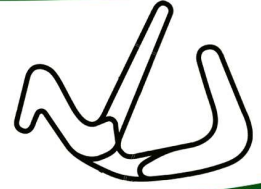
Apex Timing GoRacing





Anglesey

4th & 5th Sept 2021



1300,PC750,S.Mono (7c,8c,12a)

Practice 6 (Saturday) Analysis

For information purposes. No official / regulatory value

Laps	Lap Time
No.9 William Grant	
1	1:43.399
2	1:33.336
3	1:27.280
4	1:25.931
5	1:25.419
6	1:24.691
7	1:26.522
No.14 Gary Widdowson	
1	1:56.774
2	1:46.302
3	1:41.076
4	1:40.622
5	1:39.052
6	1:35.269
No.15 David Kett	
1	1:36.038
2	1:29.164
3	1:30.996
4	1:28.190
5	1:32.079
6	1:28.968
No.16 Dean Widdowson	
1	1:43.027
2	1:30.518
3	1:29.262
4	1:26.834
5	1:26.427
6	1:27.316
7	1:27.258
No.30 Steven Panter	
1	1:30.245
2	1:24.842
3	1:22.942
4	1:23.098
No.36 Joseph Webb	
1	1:41.249
2	1:30.002
3	1:28.826
4	1:27.881
5	1:29.120
6	1:25.683
7	1:26.787
No.38 Rory Hill	
1	1:28.866
2	1:24.968
3	1:24.167
4	1:23.544
5	1:23.411
6	1:25.026

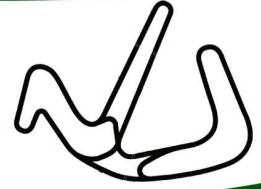
Laps	Lap Time
No.39 Tony Hart	
7	1:24.075
1	1:39.577
2	1:26.756
3	1:25.233
4	1:21.658
5	1:24.605
6	1:21.126
7	1:21.382
No.55 Chris Saltinstall	
1	1:36.387
2	1:27.563
3	1:26.691
4	1:26.485
5	1:25.796
6	1:25.162
7	1:24.936
No.59 Dan Ledger	
1	1:32.027
2	1:23.579
3	1:21.250
4	1:21.188
5	1:21.123
6	1:21.024
7	1:21.429
No.66 Dennis Mapp	
1	1:49.594
2	1:43.678
3	1:38.365
4	1:37.409
5	1:37.083
6	1:35.635
No.69 Patrick Welch	
1	1:47.653
2	1:37.095
3	1:29.790
4	1:27.082
5	1:26.835
6	1:26.497
7	1:26.070
No.73 Gary Porter	
1	1:41.785
2	1:28.204
3	1:24.209
4	1:22.060
5	1:22.111
6	1:21.675
7	1:20.105
No.74 Jamie O'Brien	
1	1:30.409

Laps	Lap Time
No.80 Trevor Moore	
2	1:23.710
3	1:22.633
4	1:21.109
5	1:21.374
6	1:20.740
7	1:22.016
No.84 Gareth Hilton	
1	1:34.191
2	1:26.728
3	1:26.437
4	1:28.668
5	1:26.346
6	1:29.082
7	1:26.616
No.89 Sam Broad	
1	1:49.075
2	1:36.740
3	1:36.755
4	1:33.700
5	1:33.527
6	1:32.395
No.96 Matthew Welch	
1	1:45.754
2	1:35.305
3	1:33.997
4	1:29.589
5	1:29.274
6	1:29.578
No.97 Shaun Mulligan	
1	1:47.159
2	1:36.627
3	1:34.118
4	1:31.753
5	1:32.916
6	1:32.441
No.99 Leon Lerego	
1	1:50.157
2	1:43.102
3	1:35.019
4	1:32.771
5	1:32.437
6	1:29.435
No.100 Hefyn Owen	
1	1:29.554
2	1:22.991
3	1:21.841
4	1:20.445



Anglesey

4th & 5th Sept 2021



1300,PC750,S.Mono (7c,8c,12a)

Practice 6 (Saturday) Analysis

For information purposes. No official / regulatory value

Laps	Lap Time
5	1:20.403
6	1:20.139
7	1:21.616
No.102 Andrew Widdowson	
1	1:22.897
2	1:23.194
3	1:21.348
No.111 Steven Colville	
1	1:36.221
2	1:29.412
3	1:26.740
4	1:25.934
5	1:25.853
No.118 Brian Stroud	
1	1:46.035
2	1:38.438
3	1:30.176
4	1:29.525
5	1:30.186
6	1:28.612
7	1:27.706
No.123 Ralph Coldwell	
1	1:34.265
2	1:33.349
3	1:32.189
4	1:32.912
5	1:33.174
No.124 Steve Smith	
1	1:46.324
2	1:39.253
3	1:34.922
4	1:31.941
5	1:32.263
6	1:30.348
No.134 Oliver Bingham	
1	1:32.974
2	1:27.680
3	1:24.964
4	1:24.445
5	1:25.027
6	1:24.224
7	1:24.024
No.151 James Inman	
1	1:40.578
2	1:31.607
3	1:29.793
4	1:28.179
5	1:28.226
6	1:26.296
7	1:27.382

Laps	Lap Time
No.154 Peter Boast	
1	1:31.806
2	1:23.226
3	1:22.674
4	1:20.569
5	1:20.741
6	1:20.693
7	1:20.991
No.162 Darren Cooper	
1	1:26.806
2	1:23.360
3	1:22.284
4	1:21.483
5	1:22.527
6	1:23.484
7	1:23.800
No.268 Mark Fairweather	
1	1:46.881
2	1:38.970
3	1:32.433
4	1:31.204
5	1:32.734
6	1:32.195
No.297	
1	1:36.772
2	1:29.433
3	1:29.297
4	1:30.073
5	1:30.635
6	1:29.950
7	1:30.011