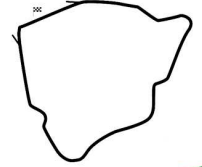




# Castle Combe

## 21st & 22nd Aug 2021



**1300,PC750,S.Mono**  
**(7c,8c,12a)**

**Race 38 (Sunday)**  
**Results 6 Laps = 11.100 miles**

**Document 8**

Rnk	No.	Class	Rnk	Rider	Entry	Laps	Time	mph	Gap	Interv.	Best lap	mph	In Lap	2nd Best	Penalty	
1	=	39	8c	1	<b>Tony Hart</b>	Ducati / TTF1 / (750)	6	8:07.471	81.97		1:19.954	83.30	6	1:20.025		
2	▲1	411	8c	2	<b>Steve Mason</b>	Ducati / TT1 / (750)	6	8:13.684	80.94	<b>6.213</b>	6.213	1:21.086	82.14	2	1:21.130	
3	▼1	33	12a	1	<b>Andy Pike</b>	KTM / / (690)	6	8:18.865	80.10	<b>11.394</b>	5.181	1:20.946	82.28	6	1:21.200	
4	▲2	83	12a	2	<b>Tom Blackwell</b>	Kramer / HR2 / (690)	6	8:20.541	79.83	<b>13.070</b>	1.676	1:21.959	81.26	3	1:22.012	
5	=	102	12a	3	<b>Andrew Widdowson</b>	Honda / CRF / (450)	6	8:27.041	78.81	<b>19.570</b>	6.500	1:22.852	80.38	2	1:23.114	
6	▲2	59	12a	4	<b>Dan Ledger</b>	KTM / / (650)	6	8:29.306	78.46	<b>21.835</b>	2.265	1:23.301	79.95	4	1:23.507	
7	=	73	7c	1	<b>Gary Porter</b>	Rob-North / Rocket-3 / (930)	6	8:35.183	77.56	<b>27.712</b>	5.877	1:23.034	80.21	4	1:23.473	
8	▲11	162	8c	3	<b>Darren Cooper</b>	Yamaha / FZ / (600)	6	8:44.497	76.19	<b>37.026</b>	9.314	1:24.829	78.51	6	1:25.479	
9	▲2	112	8c	4	<b>Eddy Wormald</b>	Yamaha / FZ / (600)	6	8:44.785	76.15	<b>37.314</b>	0.288	1:24.883	78.46	6	1:25.116	
10	▲2	72	7c	2	<b>Graham Williams</b>	Seeley / Weslake / (900)	6	8:51.729	75.15	<b>44.258</b>	6.944	1:27.082	76.48	5	1:27.359	
11	▲7	55	8c	5	<b>Chris Saltinstall</b>	Moto-Guzzi / Le-Mans / (1064)	6	8:52.176	75.09	<b>44.705</b>	0.447	1:27.065	76.49	2	1:27.416	
12	▲1	199	8c	6	<b>John Paget</b>	Yamaha / FZ / (600)	6	8:52.375	75.06	<b>44.904</b>	0.199	1:27.393	76.21	5	1:27.433	
13	▲2	111	12a	5	<b>Steven Colville</b>	KTM / RC / (390)	6	8:53.185	74.95	<b>45.714</b>	0.810	1:26.826	76.71	6	1:26.985	
14	▼4	134	12a	6	<b>Oliver Bingham</b>	Yamaha / SR / (500)	6	8:53.431	74.91	<b>45.960</b>	0.246	1:26.051	77.40	6	1:27.278	
15	▲12	63	12a	7	<b>Tim Oliver</b>	KTM / SMR / (450)	6	8:53.868	74.85	<b>46.397</b>	0.437	1:26.964	76.58	6	1:27.063	
16	▲8	30	8c	7	<b>Steven Panter</b>	Yamaha / FZ / (600)	6	8:56.460	74.49	<b>48.989</b>	2.592	1:27.397	76.20	4	1:27.550	
17	▲9	38	8c	8	<b>Rory Hill</b>	Yamaha / FZ / (599)	6	9:00.600	73.92	<b>53.129</b>	4.140	1:27.644	75.99	5	1:27.802	
18	▼4	99	8c	9	<b>Leon Lerego</b>	Yamaha / TZ / (750)	6	8:51.646	73.78	<b>54.175</b>	1.046	1:27.414	76.19	2	1:27.425	+10.000
19	▼2	41	8c	10	<b>Mark George</b>	Ducati / TT1 / (748)	6	9:02.510	73.66	<b>55.039</b>	0.864	1:27.873	75.79	5	1:28.533	
20	=	69	12a	8	<b>Patrick Welch</b>	W.R.D. / Supermono / (690)	6	9:03.102	73.58	<b>55.631</b>	0.592	1:28.179	75.53	6	1:28.526	
21	▲8	26	8c	11	<b>Michael Blake</b>	Yamaha / FZ / (599)	6	9:08.194	72.89	<b>1:00.723</b>	5.092	1:28.155	75.55	6	1:29.052	
22	▲8	61	8c	12	<b>David Williams</b>	Yamaha / FZ / (600)	6	9:09.223	72.76	<b>1:01.752</b>	1.029	1:29.162	74.70	4	1:29.231	
23	▲21	67	8c	13	<b>Gordon Russell</b>	Kawasaki / GPZ1100 / (1260)	6	9:10.659	72.57	<b>1:03.188</b>	1.436	1:28.353	75.38	6	1:28.875	
24	▲4	151	12a	9	<b>James Inman</b>	Harris-Honda / XR / (600)	6	9:11.649	71.79	<b>1:09.178</b>	5.990	1:29.824	74.14	5	1:30.093	+5.000
25	▼3	133	7c	3	<b>Mark West</b>	Rob-North / Triumph / (750)	6	9:18.920	71.50	<b>1:11.449</b>	2.271	1:29.426	74.47	6	1:30.685	
26	▲5	84	8c	14	<b>Gareth Hilton</b>	Yamaha / FZ / (600)	6	9:19.087	71.47	<b>1:11.616</b>	0.167	1:30.375	73.69	5	1:30.413	
27	▼4	36	12a	10	<b>Joseph Webb</b>	KTM / Duke / (690)	6	9:22.541	71.03	<b>1:15.070</b>	3.454	1:31.594	72.71	5	1:31.595	
28	▲4	123	7c	4	<b>Ralph Coldwell</b>	Seeley / Norton / (920)	6	9:23.776	70.88	<b>1:16.305</b>	1.235	1:31.701	72.63	4	1:31.876	
29	▲6	89	8c	15	<b>Sam Broad</b>	P&M / Suzuki-TTF1 / (1085)	6	9:26.667	70.52	<b>1:19.196</b>	2.891	1:30.763	73.38	6	1:31.245	
30	▲4	118	12a	11	<b>Brian Stroud</b>	KTM / Duke / (690)	6	9:30.390	70.06	<b>1:22.919</b>	3.723	1:31.651	72.67	6	1:32.956	
31	▲6	158	12a	12	<b>Neil Bagley</b>	Yamaha / SZR / (660)	6	9:32.164	69.84	<b>1:24.693</b>	1.774	1:32.477	72.02	5	1:32.584	
32	▲7	14	12a	13	<b>Gary Widdowson</b>	KTM / (690)	6	9:38.666	69.06	<b>1:31.195</b>	6.502	1:32.673	71.87	6	1:33.983	
33	▲3	97	8c	16	<b>Shaun Mulligan</b>	BMW / R100 / (980)	5	8:08.667	68.14	<b>1 Lap</b>	1 Lap	1:34.240	70.67	3	1:34.813	
34	▲7	96	12a	14	<b>Matthew Welch</b>	WRD / Supermono / (690)	5	8:32.239	65.01	<b>1 Lap</b>	23.572	1:38.818	67.40	5	1:39.687	

No.99 Leon Lerego : Jump start penalty  
No.151 James Inman : Cutting chicane

**Not Classified**

100	8c	<b>Hefyn Owen</b>	Ducati / TT1 / (750)	4	5:38.386	78.73	<b>Retired</b>		1:23.001	80.24	3	1:23.045
297	8c	<b>Peter Nicholls</b>	Yamaha / FZ / (599)	3	4:49.547	69.00	<b>Retired</b>		1:31.754	72.59	3	1:32.398
3	12a	<b>Jason Stubbs</b>	Yamaha / SZR / (660)	1	1:40.479	66.28	<b>Retired</b>		1:36.124	69.29	1	

8c - Best Lap : No.39 Tony Hart - 1:19.954 / 92.5% of Race Winner's Speed : 75.83 mph  
12a - Best Lap : No.33 Andy Pike - 1:20.946 / 92.5% of Race Winner's Speed : 74.09 mph  
7c - Best Lap : No.73 Gary Porter - 1:23.034 / 92.5% of Race Winner's Speed : 71.75 mph

Leaders : No.39 Tony Hart (1-6)

Start Time : 22/08 - 16:06:50 / Flag Time : 16:14:57 / End Time : 16:16:28

Best lap : No.39 Tony Hart 1:19.954 83.30 mph

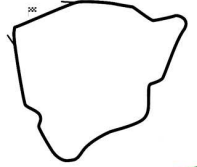
Weather : Sunny Air : 20°C Track : Dry

Previous Event Record : No.39 Tony Hart 1:20.886 82.34 mph



# Castle Combe

## 21st & 22nd Aug 2021



**1300,PC750,S.Mono**  
**(7c,8c,12a)**

**Race 38 (Sunday)**  
**Results 6 Laps = 11.100 miles**

**Document 8**

Rnk	No.	Class	Rnk	Rider	Entry	Laps	Time	mph	Gap	Interv.	Best lap	mph	In Lap	2nd Best	Penalty
<b>12a</b>															
1	=	33	12a	1	<b>Andy Pike</b>	KTM / / (690)	6	8:18.865	80.10		1:20.946	82.28	6	1:21.200	
2	▲2	83	12a	2	<b>Tom Blackwell</b>	Kramer / HR2 / (690)	6	8:20.541	79.83	<b>1.676</b>	1:21.959	81.26	3	1:22.012	
3	=	102	12a	3	<b>Andrew Widdowson</b>	Honda / CRF / (450)	6	8:27.041	78.81	<b>8.176</b>	1:22.852	80.38	2	1:23.114	
4	▲1	59	12a	4	<b>Dan Ledger</b>	KTM / / (650)	6	8:29.306	78.46	<b>10.441</b>	1:23.301	79.95	4	1:23.507	
5	▲2	111	12a	5	<b>Steven Colville</b>	KTM / RC / (390)	6	8:53.185	74.95	<b>34.320</b>	1:26.826	76.71	6	1:26.985	
6	=	134	12a	6	<b>Oliver Bingham</b>	Yamaha / SR / (500)	6	8:53.431	74.91	<b>34.566</b>	1:26.051	77.40	6	1:27.278	
7	▲4	63	12a	7	<b>Tim Oliver</b>	KTM / SMR / (450)	6	8:53.868	74.85	<b>35.003</b>	1:26.964	76.58	6	1:27.063	
8	=	69	12a	8	<b>Patrick Welch</b>	W.R.D. / Supermono / (690)	6	9:03.102	73.58	<b>44.237</b>	1:28.179	75.53	6	1:28.526	
9	▲3	151	12a	9	<b>James Inman</b>	Harris-Honda / XR / (600)	6	9:11.649	71.79	<b>57.784</b>	1:29.824	74.14	5	1:30.093	<b>+5.000</b>
10	▼1	36	12a	10	<b>Joseph Webb</b>	KTM / Duke / (690)	6	9:22.541	71.03	<b>1:03.676</b>	1:31.594	72.71	5	1:31.595	
11	▲3	118	12a	11	<b>Brian Stroud</b>	KTM / Duke / (690)	6	9:30.390	70.06	<b>1:11.525</b>	1:31.651	72.67	6	1:32.956	
12	▲3	158	12a	12	<b>Neil Bagley</b>	Yamaha / SZR / (660)	6	9:32.164	69.84	<b>1:13.299</b>	1:32.477	72.02	5	1:32.584	
13	▲3	14	12a	13	<b>Gary Widdowson</b>	KTM / (690)	6	9:38.666	69.06	<b>1:19.801</b>	1:32.673	71.87	6	1:33.983	
14	▲3	96	12a	14	<b>Matthew Welch</b>	WRD / Supermono / (690)	5	8:32.239	65.01	<b>1 Lap</b>	1:38.818	67.40	5	1:39.687	

No.151 James Inman : Cutting chicane

Not Classified

3	12a		<b>Jason Stubbs</b>	Yamaha / SZR / (660)	1	1:40.479	66.28	<b>Retired</b>		1:36.124	69.29	1		
---	-----	--	---------------------	----------------------	---	----------	-------	----------------	--	----------	-------	---	--	--

12a - Best Lap : No.33 Andy Pike - 1:20.946 / 92.5% of Race Winner's Speed : 74.09 mph

<b>7c</b>															
1	=	73	7c	1	<b>Gary Porter</b>	Rob-North / Rocket-3 / (930)	6	8:35.183	77.56		1:23.034	80.21	4	1:23.473	
2	=	72	7c	2	<b>Graham Williams</b>	Seeley / Westlake / (900)	6	8:51.729	75.15	<b>16.546</b>	1:27.082	76.48	5	1:27.359	
3	=	133	7c	3	<b>Mark West</b>	Rob-North / Triumph / (750)	6	9:18.920	71.50	<b>43.737</b>	1:29.426	74.47	6	1:30.685	
4	=	123	7c	4	<b>Ralph Coldwell</b>	Seeley / Norton / (920)	6	9:23.776	70.88	<b>48.593</b>	1:31.701	72.63	4	1:31.876	

7c - Best Lap : No.73 Gary Porter - 1:23.034 / 92.5% of Race Winner's Speed : 71.75 mph

<b>8c</b>															
1	=	39	8c	1	<b>Tony Hart</b>	Ducati / TTF1 / (750)	6	8:07.471	81.97		1:19.954	83.30	6	1:20.025	
2	=	411	8c	2	<b>Steve Mason</b>	Ducati / TT1 / (750)	6	8:13.684	80.94	<b>6.213</b>	1:21.086	82.14	2	1:21.130	
3	▲7	162	8c	3	<b>Darren Cooper</b>	Yamaha / FZ / (600)	6	8:44.497	76.19	<b>37.026</b>	1:24.829	78.51	6	1:25.479	
4	=	112	8c	4	<b>Eddy Wormald</b>	Yamaha / FZ / (600)	6	8:44.785	76.15	<b>37.314</b>	1:24.883	78.46	6	1:25.116	
5	▲4	55	8c	5	<b>Chris Saltinstall</b>	Moto-Guzzi / Le-Mans / (1064)	6	8:52.176	75.09	<b>44.705</b>	1:27.065	76.49	2	1:27.416	
6	▼1	199	8c	6	<b>John Paget</b>	Yamaha / FZ / (600)	6	8:52.375	75.06	<b>44.904</b>	1:27.393	76.21	5	1:27.433	
7	▲5	30	8c	7	<b>Steven Panter</b>	Yamaha / FZ / (600)	6	8:56.460	74.49	<b>48.989</b>	1:27.397	76.20	4	1:27.550	
8	▲5	38	8c	8	<b>Rory Hill</b>	Yamaha / FZ / (599)	6	9:00.600	73.92	<b>53.129</b>	1:27.644	75.99	5	1:27.802	
9	▼3	99	8c	9	<b>Leon Lerego</b>	Yamaha / TZ / (750)	6	8:51.646	73.78	<b>54.175</b>	1:27.414	76.19	2	1:27.425	<b>+10.000</b>
10	▼2	41	8c	10	<b>Mark George</b>	Ducati / TT1 / (748)	6	9:02.510	73.66	<b>55.039</b>	1:27.873	75.79	5	1:28.533	
11	▲3	26	8c	11	<b>Michael Blake</b>	Yamaha / FZ / (599)	6	9:08.194	72.89	<b>1:00.723</b>	1:28.155	75.55	6	1:29.052	
12	▲3	61	8c	12	<b>David Williams</b>	Yamaha / FZ / (600)	6	9:09.223	72.76	<b>1:01.752</b>	1:29.162	74.70	4	1:29.231	
13	▲8	67	8c	13	<b>Gordon Russell</b>	Kawasaki / GPZ1100 / (1260)	6	9:10.659	72.57	<b>1:03.188</b>	1:28.353	75.38	6	1:28.875	
14	▲2	84	8c	14	<b>Gareth Hilton</b>	Yamaha / FZ / (600)	6	9:19.087	71.47	<b>1:11.616</b>	1:30.375	73.69	5	1:30.413	
15	▲2	89	8c	15	<b>Sam Broad</b>	P&M / Suzuki-TTF1 / (1085)	6	9:26.667	70.52	<b>1:19.196</b>	1:30.763	73.38	6	1:31.245	
16	▲2	97	8c	16	<b>Shaun Mulligan</b>	BMW / R100 / (980)	5	8:08.667	68.14	<b>1 Lap</b>	1:34.240	70.67	3	1:34.813	

No.99 Leon Lerego : Jump start penalty

Not Classified

100	8c		<b>Hefyn Owen</b>	Ducati / TT1 / (750)	4	5:38.386	78.73	<b>Retired</b>		1:23.001	80.24	3	1:23.045	
297	8c		<b>Peter Nicholls</b>	Yamaha / FZ / (599)	3	4:49.547	69.00	<b>Retired</b>		1:31.754	72.59	3	1:32.398	

8c - Best Lap : No.39 Tony Hart - 1:19.954 / 92.5% of Race Winner's Speed : 75.83 mph

Leaders : No.39 Tony Hart (1-6)

Start Time : 22/08 - 16:06:50 / Flag Time : 16:14:57 / End Time : 16:16:28

Best lap : No.39 Tony Hart 1:19.954 83.30 mph

Weather : Sunny Air : 20°C Track : Dry

Previous Event Record : No.39 Tony Hart 1:20.886 82.34 mph

Timekeeper *David Jones*

Timekeeper


Clerk of Course *John*

CRMC Castle Combe 2021 (GBR) 21-22/08/2021

Page 2 / 2

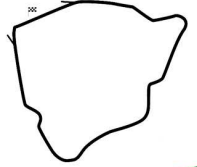
Sports Timing Systems

Apex Timing GoRacing





# Castle Combe 21st & 22nd Aug 2021



**1300,PC750,S.Mono  
(7c,8c,12a)**

**Race 38 (Sunday)  
Lap Chart**

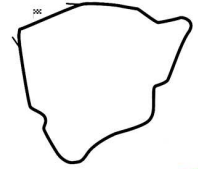
For information purposes. No official / regulatory value

	1	2	3	4	5	6	7	8	9	10	11	12	13	14	15	16	17	18	19	20	21	22	23	24	25	26	27	28	29	30	31	32	33	34	35	36	37	38	39	40	41	42	43	44	45					
<b>Grid</b>	39	33	411	<del>32</del>	102	83	73	59	100	134	112	72		199	99	111	<del>76</del>	41	55	162	69	<del>36</del>	133	36	30	3	38	63	151	26	61	84	123	<del>266</del>	118	89	97	158	297	14	<del>51</del>	96	<del>76</del>	<del>44</del>	67					
<b>Start</b>	39	411	33	102	83	100	59	73	99	72	112	134	199	111	55	41	162	69	63	3	133	36	38	30	151	26	14	123	61	84	118	158	297	89	67	97	96													
<b>Lap 1 Interval</b>	39	411	100	83	102	33	59	99	73	72	199	112	55	162	111	134	30	63	41	69	151	38	36	<del>3</del>	61	26	67	133	84	123	118	297	158	97	89	14	96													
	1.3	2.0	0.2	0.7	1.2	0.2	1.2	0.2	0.2	0.3	0.2	1.0	0.2	0.7	0.1	0.5	0.4	0.8	0.1	1.2	0.1	0.9	0.0	0.6	0.4	0.4	1.2	0.1	0.5	0.8	0.5	0.2	0.8	0.8	0.6	0.8	3.9													
<b>Lap 2</b>	39	411	83	100	102	33	59	99	73	72	112	199	55	162	111	30	134	63	41	69	38	151	61	26	67	36	84	123	133	297	118	89	158	97	14	96														
	1.8	3.4	0.8	0.4	0.3	2.1	4.8	0.1	0.2	0.4	0.0	0.8	0.1	1.2	0.6	0.1	0.6	2.1	0.0	0.5	1.7	1.9	0.9	2.6	0.0	0.4	0.4	1.3	0.6	0.9	1.2	0.4	0.8	1.3	10.3															
<b>Lap 3</b>	39	411	83	33	100	102	59	73	99	112	72	162	199	55	111	134	63	30	41	69	38	151	61	26	67	36	84	133	123	<del>297</del>	89	118	158	97	14	96														
	2.3	4.2	0.9	0.9	0.5	2.9	6.0	2.7	0.3	0.1	0.1	0.1	0.8	1.7	1.0	0.4	0.4	2.8	0.1	0.5	3.6	0.6	0.3	2.5	3.2	0.3	0.5	0.3	1.3	1.6	1.4	1.2	1.6	1.2	16.9															
<b>Lap 4</b>	39	411	83	33	100	102	59	73	162	112	99	72	55	199	111	134	63	30	38	41	69	61	26	151	67	84	133	36	123	89	118	158	14	97	96															
	3.3	4.6	0.2	2.6	0.6	3.1	5.8	6.1	0.5	1.8	0.3	0.2	0.2	1.8	0.0	0.2	0.7	4.6	0.9	0.2	3.7	0.4	0.7	1.9	5.0	0.3	0.6	0.5	3.7	1.9	0.8	5.5	0.5	20.8																
<b>Lap 5</b>	39	411	83	33	102	59	73	162	112	72	99	55	199	111	63	134	30	38	41	69	61	26	151	67	84	133	36	123	89	118	158	14	<del>97</del>	96																
	5.0	5.0	0.3	4.4	3.3	5.9	7.9	0.2	4.1	0.1	0.4	0.2	1.4	0.5	0.4	0.8	4.5	1.1	0.9	4.4	0.6	1.0	1.1	6.3	0.8	1.4	0.8	4.1	2.8	0.2	7.0	2.6	23.5																	
<b>Lap 6</b>	39	411	33	83	102	59	73	162	112	99	72	55	199	111	134	63	30	38	41	69	26	61	67	151	133	84	36	123	89	118	158	14																		
	6.2	5.1	1.6	6.5	2.2	5.8	9.3	0.2	6.8	0.0	0.4	0.1	0.8	0.2	0.4	2.5	4.1	1.9	0.5	5.0	1.0	1.4	0.9	7.2	0.1	3.4	1.2	2.8	3.7	1.7	6.5																			



# Castle Combe

## 21st & 22nd Aug 2021



**1300,PC750,S.Mono  
(7c,8c,12a)**

**Race 38 (Sunday)  
Analysis**

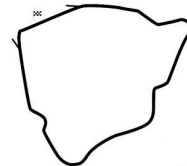
For information purposes. No official / regulatory value

Laps	Lap Time	Laps	Lap Time	Laps	Lap Time
<b>No.3 Jason Stubbs</b>		<b>No.41 Mark George</b>		<b>No.72 Graham Williams</b>	
1	1:36.124	6	1:19.954	1	1:30.745
<b>No.14 Gary Widdowson</b>		1	1:33.992	2	1:27.359
1	1:43.073	2	1:29.065	3	1:27.642
2	1:34.647	3	1:29.027	4	1:28.720
3	1:34.090	4	1:30.134	5	1:27.082
4	1:35.204	5	1:27.873	6	1:27.677
5	1:33.983	6	1:28.533	<b>No.73 Gary Porter</b>	
6	1:32.673	<b>No.55 Chris Saltinstall</b>		1	1:30.645
<b>No.26 Michael Blake</b>		1	1:31.110	2	1:27.374
1	1:36.599	2	1:27.065	3	1:24.624
2	1:30.682	3	1:27.416	4	1:23.034
3	1:29.052	4	1:27.827	5	1:23.700
4	1:29.253	5	1:27.479	6	1:23.473
5	1:29.511	6	1:27.488	<b>No.83 Tom Blackwell</b>	
6	1:28.155	<b>No.59 Dan Ledger</b>		1	1:27.658
<b>No.30 Steven Panter</b>		1	1:29.217	2	1:22.210
1	1:31.801	2	1:23.847	3	1:21.959
2	1:27.550	3	1:23.613	4	1:22.142
3	1:28.999	4	1:23.301	5	1:22.012
4	1:27.397	5	1:23.590	6	1:22.987
5	1:27.769	6	1:23.507	<b>No.84 Gareth Hilton</b>	
6	1:28.197	<b>No.61 David Williams</b>		1	1:38.102
<b>No.33 Andy Pike</b>		1	1:35.873	2	1:32.013
1	1:30.440	2	1:30.178	3	1:31.898
2	1:22.011	3	1:29.674	4	1:30.966
3	1:21.200	4	1:29.162	5	1:30.375
4	1:21.380	5	1:29.231	6	1:30.413
5	1:22.152	6	1:29.873	<b>No.89 Sam Broad</b>	
6	1:20.946	<b>No.63 Tim Oliver</b>		1	1:41.221
<b>No.36 Joseph Webb</b>		1	1:32.895	2	1:32.817
1	1:35.937	2	1:27.795	3	1:31.245
2	1:34.565	3	1:27.819	4	1:32.417
3	1:32.074	4	1:27.063	5	1:32.249
4	1:32.323	5	1:27.208	6	1:30.763
5	1:31.594	6	1:26.964	<b>No.96 Matthew Welch</b>	
6	1:31.595	<b>No.67 Gordon Russell</b>		1	1:45.130
<b>No.38 Rory Hill</b>		1	1:35.988	2	1:41.047
1	1:34.844	2	1:32.897	3	1:40.622
2	1:28.168	3	1:28.875	4	1:39.687
3	1:29.060	4	1:29.490	5	1:38.818
4	1:28.501	5	1:29.033	<b>No.97 Shaun Mulligan</b>	
5	1:27.644	6	1:28.353	1	1:40.471
6	1:27.802	<b>No.69 Patrick Welch</b>		2	1:34.813
<b>No.39 Tony Hart</b>		1	1:33.959	3	1:34.240
1	1:24.893	2	1:28.978	4	1:36.983
2	1:20.642	3	1:29.123	5	1:36.105
3	1:20.628	4	1:30.250	<b>No.99 Leon Lerego</b>	
4	1:20.668	5	1:28.526	1	1:30.258
5	1:20.025	6	1:28.179	2	1:27.414



# Castle Combe

## 21st & 22nd Aug 2021



**1300,PC750,S.Mono  
(7c,8c,12a)**

**Race 38 (Sunday)  
Analysis**

For information purposes. No official / regulatory value

Laps	Lap Time
3	1:27.601
4	1:28.855
5	1:27.604
6	1:27.425
<b>No.100 Hefyn Owen</b>	
1	1:26.812
2	1:23.388
3	1:23.001
4	1:23.045
<b>No.102 Andrew Widdowson</b>	
1	1:28.412
2	1:22.852
3	1:23.115
4	1:23.114
5	1:23.384
6	1:24.631
<b>No.111 Steven Colville</b>	
1	1:32.107
2	1:27.509
3	1:27.744
4	1:28.229
5	1:26.985
6	1:26.826
<b>No.112 Eddy Wormald</b>	
1	1:31.282
2	1:27.153
3	1:27.099
4	1:26.640
5	1:25.116
6	1:24.883
<b>No.118 Brian Stroud</b>	
1	1:39.350
2	1:33.958
3	1:33.928
4	1:32.956
5	1:33.087
6	1:31.651
<b>No.123 Ralph Coldwell</b>	
1	1:38.899
2	1:31.876
3	1:32.343
4	1:31.701
5	1:31.885
6	1:32.006
<b>No.133 Mark West</b>	
1	1:38.925
2	1:33.893
3	1:30.685
4	1:30.828
5	1:30.807

Laps	Lap Time
6	1:29.426
<b>No.134 Oliver Bingham</b>	
1	1:33.084
2	1:28.176
3	1:27.943
4	1:27.278
5	1:27.948
6	1:26.051
<b>No.151 James Inman</b>	
1	1:34.367
2	1:30.093
3	1:30.980
4	1:30.948
5	1:29.824
6	1:30.535
<b>No.158 Neil Bagley</b>	
1	1:39.929
2	1:34.780
3	1:33.450
4	1:32.584
5	1:32.477
6	1:33.202
<b>No.162 Darren Cooper</b>	
1	1:31.206
2	1:27.013
3	1:26.290
4	1:25.750
5	1:25.479
6	1:24.829
<b>No.199 John Paget</b>	
1	1:30.562
2	1:27.543
3	1:27.433
4	1:28.932
5	1:27.393
6	1:27.474
<b>No.297 Peter Nicholls</b>	
1	1:39.512
2	1:32.398
3	1:31.754
<b>No.411 Steve Mason</b>	
1	1:26.217
2	1:21.086
3	1:21.196
4	1:21.662
5	1:21.692
6	1:21.130



# Castle Combe 21st & 22nd Aug 2021




**1300,PC750,S.Mono  
(7c,8c,12a)**

**Race 38 (Sunday)  
Starting Grid**

**Document 7**

<b>15</b>	<b>67</b> Gordon Russell Kawasaki / GPZ1100 / (1260)	<b>44</b> George Hogton-Rusling Herberg / BSA / (930)	<b>16</b> Dean Widdowson KTM / RC / (390)
<b>14</b>	<b>96</b> Matthew Welch WRD / Supermono / (690)	<b>51</b> Nigel Clark Moto-Guzzi / Le-Mans / (1094)	<b>14</b> Gary Widdowson KTM / (690)
<b>13</b>	<b>297</b> Peter Nicholls Yamaha / FZ / (599)	<b>158</b> Neil Bagley Yamaha / SZR / (660)	<b>97</b> Shaun Mulligan BMW / R100 / (980)
<b>12</b>	<b>89</b> Sam Broad P&M / Suzuki-TTF1 / (1085)	<b>118</b> Brian Stroud KTM / Duke / (690)	<b>268</b> Mark Fairweather MZ / Skorpion / (660)
<b>11</b>	<b>123</b> Ralph Coldwell Seeley / Norton / (920)	<b>84</b> Gareth Hilton Yamaha / FZ / (600)	<b>61</b> David Williams Yamaha / FZ / (600)
<b>10</b>	<b>26</b> Michael Blake Yamaha / FZ / (599)	<b>151</b> James Inman Harris-Honda / XR / (600)	<b>63</b> Tim Oliver KTM / SMR / (450)
<b>9</b>	<b>38</b> Rory Hill Yamaha / FZ / (599)	<b>3</b> Jason Stubbs Yamaha / SZR / (660)	<b>30</b> Steven Panter Yamaha / FZ / (600)
<b>8</b>	<b>36</b> Joseph Webb KTM / Duke / (690)	<b>133</b> Mark West Rob-North / Triumph / (750)	<b>48</b> Neil Smith P&M / Kawasaki / (1260)
<b>7</b>	<b>69</b> Patrick Welch W.R.D. / Supermono / (690)	<b>162</b> Darren Cooper Yamaha / FZ / (600)	<b>55</b> Chris Saltinstall Moto-Guzzi / Le-Mans / (1064)
<b>6</b>	<b>41</b> Mark George Ducati / TT1 / (748)	<b>18</b> Mike Condliffe Ducati / TT / (748)	<b>111</b> Steven Colville KTM / RC / (390)
<b>5</b>	<b>99</b> Leon Lerego Yamaha / TZ / (750)	<b>199</b> John Paget Yamaha / FZ / (600)	
<b>4</b>	<b>72</b> Graham Williams Seeley / Weslake / (900)	<b>112</b> Eddy Wormald Yamaha / FZ / (600)	<b>134</b> Oliver Bingham Yamaha / SR / (500)
<b>3</b>	<b>100</b> Hefyn Owen Ducati / TT1 / (750)	<b>59</b> Dan Ledger KTM / / (650)	<b>73</b> Gary Porter Rob-North / Rocket-3 / (930)
<b>2</b>	<b>83</b> Tom Blackwell Kramer / HR2 / (690)	<b>102</b> Andrew Widdowson Honda / CRF / (450)	<b>42</b> Alex Sinclair Yamaha / BMR / (450)
<b>1</b>	<b>411</b> Steve Mason Ducati / TT1 / (750)	<b>33</b> Andy Pike KTM / / (690)	<b>39</b> Tony Hart Ducati / TTF1 / (750)

**POLE POSITION**



Start : 22/08 - 15:18 6 Laps = 11.100 miles

CRMC Castle Combe 2021 (GBR) 21-22/08/2021

Sports Timing Systems

Page 1 / 1

Apex Timing GoRacing

