




# Donington Park

## 31st Jul & 1st Aug 2021



**1300,SS400,S.Mono(7c,8m,12a)**

**Race 41 (Sunday)**

**Document 10.1**

**Results 4 Laps = 7.916 miles**

Rnk	No.	Class	Rnk	Rider	Entry	Laps	Time	mph	Gap	Interv.	Best lap	mph	In Lap	2nd Best	Spd
1	44	7c	1	George Hogton-Rusling	Hercberg / BSA / (930)	4	5:22.116	88.47			1:18.532	90.72	2	1:19.048	110.0
2	154	12a	1	Peter Boast	KTM / Tigcraft / (690)	4	5:27.662	86.97	5.546	5.546	1:20.763	88.21	2	1:20.904	107.5
3	33	12a	2	Andy Pike	KTM / / (690)	4	5:33.788	85.38	11.672	6.126	1:21.236	87.70	4	1:22.197	104.0
4	102	12a	3	Andrew Widdowson	Honda / CRF / (450)	4	5:34.979	85.07	12.863	1.191	1:22.298	86.57	2	1:22.720	102.0
5	38	12a	4	Tom Blackwell	Kramer / HR2 / (690)	4	5:34.998	85.07	12.882	0.019	1:22.222	86.65	2	1:22.889	105.8
6	46	8m	1	Grant Goodings	Honda / VFR / (399)	4	5:35.104	85.04	12.988	0.106	1:22.257	86.61	2	1:22.375	101.5
7	72	7c	2	Graham Williams	Seeley / Weslake / (900)	4	5:35.590	84.92	13.474	0.486	1:22.172	86.70	4	1:22.770	110.2
8	73	7c	3	Gary Porter	Rob / North / BSA	4	5:36.903	84.59	14.787	1.313	1:22.703	86.14	3	1:22.713	101.1
9	76	8m	2	Jason Lamb	Yamaha / FZR / (399)	4	5:37.562	84.42	15.446	0.659	1:22.499	86.36	3	1:22.905	104.0
10	45	8m	3	Neil Robinson	Honda / CBR / (400)	4	5:37.633	84.40	15.517	0.071	1:22.112	86.76	3	1:22.815	99.1
11	9	12a	5	William Grant	KTM / RC390 / (372)	4	5:53.649	80.58	31.533	16.016	1:26.523	82.34	2	1:26.714	94.5
12	134	12a	6	Oliver Bingham	Yamaha / SR / (500)	4	5:54.041	80.49	31.925	0.392	1:26.631	82.24	2	1:26.758	92.7
13	16	12a	7	Dean Widdowson	KTM / RC390 / (390)	4	6:00.382	79.08	38.266	6.341	1:28.128	80.84	2	1:28.285	92.6
14	69	12a	8	Patrick Welch	WRD / Supermono / (690)	4	6:01.696	78.79	39.580	1.314	1:26.179	82.67	4	1:27.040	
15	111	12a	9	Steven Colville	KTM / RC390 / (390)	4	6:02.394	78.64	40.278	0.698	1:28.754	80.27	2	1:28.947	95.1
16	151	12a	10	James Inman	Harris-Honda / XR / (600)	4	6:02.578	78.60	40.462	0.184	1:28.764	80.26	4	1:28.999	92.7
17	63	12a	11	Tim Oliver	KTM / SMR / (450)	4	6:02.757	78.56	40.641	0.179	1:28.683	80.34	2	1:29.033	97.8
18	41	8m	4	Chris Bartlett	Kawasaki / ZXR / (400)	4	6:03.275	78.45	41.159	0.518	1:27.590	81.34	4	1:27.719	96.6
19	123	7c	4	Ralph Coldwell	Seeley / Norton / (920)	4	6:10.323	76.95	48.207	7.048	1:30.137	79.04	3	1:30.784	102.3
20	268	12a	12	Mark Fairweather	MZ / Skorpion / (660)	4	6:15.444	75.90	53.328	5.121	1:31.205	78.11	2	1:31.676	93.9
21	61	8m	5	David Williams	Honda / VFR / (399)	4	6:15.783	75.84	53.667	0.339	1:30.574	78.66	2	1:31.389	95.5
22	118	12a	13	Brian Stroud	KTM / Duke / (690)	4	6:20.062	74.98	57.946	4.279	1:32.556	76.97	2	1:32.724	102.5
23	96	12a	14	Matthew Welch	WRD / Supermono / (690)	4	6:24.288	74.16	1:02.172	4.226	1:33.100	76.52	2	1:33.401	99.1
24	71	7c	5	Stephen Saint	Seeley / Commando / (748)	4	6:32.956	72.52	1:10.840	8.668	1:35.729	74.42	4	1:35.863	96.4
25	14	12a	15	Gary Widdowson	KTM / / (690)	4	6:44.287	70.49	1:22.171	11.331	1:38.783	72.12	2	1:39.223	96.7
26	157	12a	16	Barry Jones	NWS / Simoto	4	6:58.364	68.12	1:36.248	14.077	1:35.607	74.52	2	1:40.745	85.2

No.69 Patrick Welch : \*\*\* Transponder not fitted. Fit transponder to be included in future grids / results \*\*\*

7c - Best Lap : No.44 George Hogton-Rusling - 1:18.532 / 92.5% of Race Winner's Speed : 81.83 mph

12a - Best Lap : No.154 Peter Boast - 1:20.763 / 92.5% of Race Winner's Speed : 80.45 mph

8m - Best Lap : No.45 Neil Robinson - 1:22.112 / 92.5% of Race Winner's Speed : 78.66 mph

Leaders : No.154 Peter Boast (1-1) / No.44 George Hogton-Rusling (2-4)

Start Time : 01/08 - 16:40:23 / Flag Time : 16:45:45 / End Time : 16:47:21

Best lap : No.44 George Hogton-Rusling 1:18.532 90.72 mph

Weather : Scattered cloud Air : 14°C Track : Dry

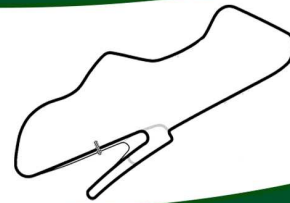
Previous Event Record : No.44 George Hogton-Rusling 1:19.077 90.09 mph





# Donington Park

## 31st Jul & 1st Aug 2021



**1300,SS400,S.Mono(7c,8m,12a)**

**Race 41 (Sunday)**

**Document 10.1**

**Results 4 Laps = 7.916 miles**

Rnk	No.	Class	Rnk	Rider	Entry	Laps	Time	mph	Gap	Interv.	Best lap	mph	In Lap	2nd Best	Spd	
<b>12a</b>																
1	=	154	12a	1	<b>Peter Boast</b>	KTM / Tigcraft / (690)	4	5:27.662	86.97		1:20.763	88.21	2	1:20.904	107.5	
2	=	33	12a	2	<b>Andy Pike</b>	KTM / / (690)	4	5:33.788	85.38	<b>6.126</b>	6.126	1:21.236	87.70	4	1:22.197	104.0
3	=	102	12a	3	<b>Andrew Widdowson</b>	Honda / CRF / (450)	4	5:34.979	85.07	<b>7.317</b>	1.191	1:22.298	86.57	2	1:22.720	102.0
4	▲ <sup>1</sup>	38	12a	4	<b>Tom Blackwell</b>	Kramer / HR2 / (690)	4	5:34.998	85.07	<b>7.336</b>	0.019	1:22.222	86.65	2	1:22.889	105.8
5	▲ <sup>6</sup>	9	12a	5	<b>William Grant</b>	KTM / RC390 / (372)	4	5:53.649	80.58	<b>25.987</b>	18.651	1:26.523	82.34	2	1:26.714	94.5
6	▲ <sup>2</sup>	134	12a	6	<b>Oliver Bingham</b>	Yamaha / SR / (500)	4	5:54.041	80.49	<b>26.379</b>	0.392	1:26.631	82.24	2	1:26.758	92.7
7	▲ <sup>7</sup>	16	12a	7	<b>Dean Widdowson</b>	KTM / RC390 / (390)	4	6:00.382	79.08	<b>32.720</b>	6.341	1:28.128	80.84	2	1:28.285	92.6
8	▼ <sup>2</sup>	69	12a	8	<b>Patrick Welch</b>	WRD / Supermono / (690)	4	6:01.696	78.79	<b>34.034</b>	1.314	1:26.179	82.67	4	1:27.040	
9	▲ <sup>4</sup>	111	12a	9	<b>Steven Colville</b>	KTM / RC390 / (390)	4	6:02.394	78.64	<b>34.732</b>	0.698	1:28.754	80.27	2	1:28.947	95.1
10	▲ <sup>2</sup>	151	12a	10	<b>James Inman</b>	Harris-Honda / XR / (600)	4	6:02.578	78.60	<b>34.916</b>	0.184	1:28.764	80.26	4	1:28.999	92.7
11	▼ <sup>1</sup>	63	12a	11	<b>Tim Oliver</b>	KTM / SMR / (450)	4	6:02.757	78.56	<b>35.095</b>	0.179	1:28.683	80.34	2	1:29.033	97.8
12	▲ <sup>3</sup>	268	12a	12	<b>Mark Fairweather</b>	MZ / Skorpion / (660)	4	6:15.444	75.90	<b>47.782</b>	12.687	1:31.205	78.11	2	1:31.676	93.9
13	▲ <sup>4</sup>	118	12a	13	<b>Brian Stroud</b>	KTM / Duke / (690)	4	6:20.062	74.98	<b>52.400</b>	4.618	1:32.556	76.97	2	1:32.724	102.5
14	▲ <sup>5</sup>	96	12a	14	<b>Matthew Welch</b>	WRD / Supermono / (690)	4	6:24.288	74.16	<b>56.626</b>	4.226	1:33.100	76.52	2	1:33.401	99.1
15	▲ <sup>3</sup>	14	12a	15	<b>Gary Widdowson</b>	KTM / / (690)	4	6:44.287	70.49	<b>1:16.625</b>	19.999	1:38.783	72.12	2	1:39.223	96.7
16	=	157	12a	16	<b>Barry Jones</b>	NWS / Simoto	4	6:58.364	68.12	<b>1:30.702</b>	14.077	1:35.607	74.52	2	1:40.745	85.2

No.69 Patrick Welch : \*\*\* Transponder not fitted. Fit transponder to be included in future grids / results \*\*\*

12a - Best Lap : No.154 Peter Boast - 1:20.763 / 92.5% of Race Winner's Speed : 80.45 mph

<b>7c</b>																
1	=	44	7c	1	<b>George Hogton-Rusling</b>	Hercberg / BSA / (930)	4	5:22.116	88.47		1:18.532	90.72	2	1:19.048	110.0	
2	=	72	7c	2	<b>Graham Williams</b>	Seeley / Weslake / (900)	4	5:35.590	84.92	<b>13.474</b>	13.474	1:22.172	86.70	4	1:22.770	110.2
3	=	73	7c	3	<b>Gary Porter</b>	Rob / North / BSA	4	5:36.903	84.59	<b>14.787</b>	1.313	1:22.703	86.14	3	1:22.713	101.1
4	=	123	7c	4	<b>Ralph Coldwell</b>	Seeley / Norton / (920)	4	6:10.323	76.95	<b>48.207</b>	33.420	1:30.137	79.04	3	1:30.784	102.3
5	=	71	7c	5	<b>Stephen Saint</b>	Seeley / Commando / (748)	4	6:32.956	72.52	<b>1:10.840</b>	22.633	1:35.729	74.42	4	1:35.863	96.4

7c - Best Lap : No.44 George Hogton-Rusling - 1:18.532 / 92.5% of Race Winner's Speed : 81.83 mph

<b>8m</b>																
1	=	46	8m	1	<b>Grant Goodings</b>	Honda / VFR / (399)	4	5:35.104	85.04		1:22.257	86.61	2	1:22.375	101.5	
2	▲ <sup>1</sup>	76	8m	2	<b>Jason Lamb</b>	Yamaha / FZR / (399)	4	5:37.562	84.42	<b>2.458</b>	2.458	1:22.499	86.36	3	1:22.905	104.0
3	▼ <sup>1</sup>	45	8m	3	<b>Neil Robinson</b>	Honda / CBR / (400)	4	5:37.633	84.40	<b>2.529</b>	0.071	1:22.112	86.76	3	1:22.815	99.1
4	=	41	8m	4	<b>Chris Bartlett</b>	Kawasaki / ZXR / (400)	4	6:03.275	78.45	<b>28.171</b>	25.642	1:27.590	81.34	4	1:27.719	96.6
5	=	61	8m	5	<b>David Williams</b>	Honda / VFR / (399)	4	6:15.783	75.84	<b>40.679</b>	12.508	1:30.574	78.66	2	1:31.389	95.5

8m - Best Lap : No.45 Neil Robinson - 1:22.112 / 92.5% of Race Winner's Speed : 78.66 mph

Leaders : No.154 Peter Boast (1-1) / No.44 George Hogton-Rusling (2-4)

Start Time : 01/08 - 16:40:23 / Flag Time : 16:45:45 / End Time : 16:47:21

Best lap : No.44 George Hogton-Rusling 1:18.532 90.72 mph

Weather : Scattered cloud Air : 14°C Track : Dry

Previous Event Record : No.44 George Hogton-Rusling 1:19.077 90.09 mph

Timekeeper *David Jones*

Clerk of Course *Jason Lamb*

CRMC Donington 2021 (GBR) 31/07 - 01/08/2021

Page 2 / 2

Sports Timing Systems


Apex Timing GoRacing





# Donington Park

## 31st Jul & 1st Aug 2021



**1300,SS400,S.Mono(7c,8m,12a)**

**Race 41 (Sunday)**  
**Lap Chart**

For information purposes. No official / regulatory value

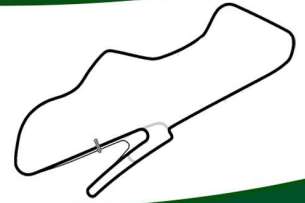
	1	2	3	4	5	6	7	8	9	10	11	12	13	14	15	16	17	18	19	20	21	22	23	24	25	26	27	28	29	30	31	32	33	34	35	36	37		
Grid	<del>44</del>	154	<del>38</del>	<del>36</del>	102	<del>32</del>	<del>45</del>	<del>36</del>	<del>72</del>	<del>76</del>	<del>73</del>	<del>66</del>		<del>36</del>	134	<del>58</del>	<del>63</del>	<del>4</del>	151	111	<del>41</del>	123	<del>36</del>	<del>64</del>	<del>77</del>	<del>74</del>	268	157	118	163	14	96	<del>27</del>	167	<del>17</del>	X			
Start																																							
Lap 1 Interval	154	44	38	102	33	46	72	73	76	45	9	134	63	151	111	16	123	41	69	268	61	157	118	96	71	14													
	0.2	2.1	0.4	0.2	0.0	0.4	0.9	0.4	0.4	0.4	3.8	0.3	0.5	0.4	0.6	0.3	2.5	0.8	0.1	0.2	1.3	0.2	0.8	0.4	2.8	0.7													
Lap 2	44	154	38	102	33	46	72	73	76	45	9	134	63	151	16	111	41	69	123	268	61	118	96	157	71	14													
		1.9	3.8	0.4	0.1	0.0	1.2	0.6	0.5	0.7	7.0	0.4	2.6	0.7	0.1	0.2	3.9	0.5	0.5	1.6	0.6	3.0	1.0	1.1	4.4	3.6													
Lap 3	44	154	38	102	33	46	72	73	76	45	9	134	16	111	63	151	69	41	123	268	61	118	96	71	157	14													
		3.7	6.3	0.1	0.2	0.1	0.6	0.6	0.3	0.3	12.1	0.0	5.1	1.3	0.2	0.0	1.7	0.1	3.4	3.1	0.4	4.3	1.6	8.4	0.1	7.7													
Lap 4	44	154	33	102	38	46	72	73	76	45	9	134	16	69	111	151	63	41	123	268	61	118	96	71	14	157													
		5.5	6.1	1.1	0.0	0.1	0.4	1.3	0.6	0.0	16.0	0.3	6.3	1.3	0.6	0.1	0.1	0.5	7.0	5.1	0.3	4.2	4.2	8.6	11.3	14.0													





# Donington Park

## 31st Jul & 1st Aug 2021



**1300,SS400,S.Mono(7c,8m,12a)**

**Race 41 (Sunday Analysis)**

For information purposes. No official / regulatory value

Laps	Lap Time
<b>No.9 William Grant</b>	
1	1:33.256
2	1:26.523
3	1:27.156
4	1:26.714

<b>No.14 Gary Widdowson</b>	
1	1:45.915
2	1:38.783
3	1:40.366
4	1:39.223

<b>No.16 Dean Widdowson</b>	
1	1:35.657
2	1:28.128
3	1:28.312
4	1:28.285

<b>No.33 Andy Pike</b>	
1	1:27.179
2	1:22.197
3	1:23.176
4	1:21.236

<b>No.38 Tom Blackwell</b>	
1	1:26.508
2	1:22.222
3	1:23.379
4	1:22.889

<b>No.41 Chris Bartlett</b>	
1	1:39.085
2	1:28.881
3	1:27.719
4	1:27.590

<b>No.44 George Hogton-Rusling</b>	
1	1:24.378
2	1:18.532
3	1:19.048
4	1:20.158

<b>No.45 Neil Robinson</b>	
1	1:29.429
2	1:23.277
3	1:22.112
4	1:22.815

<b>No.46 Grant Goodings</b>	
1	1:27.186
2	1:22.257
3	1:23.286
4	1:22.375

<b>No.61 David Williams</b>	
1	1:40.772
2	1:30.574
3	1:31.389
4	1:33.048

Laps	Lap Time
<b>No.63 Tim Oliver</b>	
1	1:34.176
2	1:28.683
3	1:30.865
4	1:29.033

<b>No.69 Patrick Welch</b>	
1	
2	1:29.250
3	1:27.040
4	1:26.179

<b>No.71 Stephen Saint</b>	
1	1:45.140
2	1:35.863
3	1:36.224
4	1:35.729

<b>No.72 Graham Williams</b>	
1	1:27.628
2	1:23.020
3	1:22.770
4	1:22.172

<b>No.73 Gary Porter</b>	
1	1:28.616
2	1:22.713
3	1:22.703
4	1:22.871

<b>No.76 Jason Lamb</b>	
1	1:29.017
2	1:22.905
3	1:22.499
4	1:23.141

<b>No.96 Matthew Welch</b>	
1	1:42.299
2	1:33.100
3	1:33.401
4	1:35.488

<b>No.102 Andrew Widdowson</b>	
1	1:26.927
2	1:22.298
3	1:23.034
4	1:22.720

<b>No.111 Steven Colville</b>	
1	1:35.312
2	1:28.754
3	1:29.381
4	1:28.947

<b>No.118 Brian Stroud</b>	
1	1:41.821
2	1:32.556
3	1:32.724
4	1:32.961

Laps	Lap Time
<b>No.123 Ralph Coldwell</b>	
1	1:38.225
2	1:30.784
3	1:30.137
4	1:31.177

<b>No.134 Oliver Bingham</b>	
1	1:33.594
2	1:26.631
3	1:26.758
4	1:27.058

<b>No.151 James Inman</b>	
1	1:34.640
2	1:28.999
3	1:30.175
4	1:28.764

<b>No.154 Peter Boast</b>	
1	1:24.088
2	1:20.763
3	1:20.904
4	1:21.907

<b>No.157 Barry Jones</b>	
1	1:40.979
2	1:35.607
3	1:40.745
4	2:01.033


<b>No.268 Mark Fairweather</b>	
1	1:39.447
2	1:31.205
3	1:31.676
4	1:33.116





# Donington Park

## 31st Jul & 1st Aug 2021



1300,SS400,S.Mono(7c,8m,12a)

Race 41 (Sunday)  
Starting Grid

Document 9

13					
12		17 Andrew Rivett Yamaha / FZR / (400)		167 Bart Reid Spondon / Rotax / (600)	
11		27 Simon Walsh Kawasaki / ZXR / (399)	96 Matthew Welch WRD / Supermono / (690)		14 Gary Widdowson KTM / / (690)
10	163 Chris Tyler Seeley / Commando / (960)		118 Brian Stroud KTM / Duke / (690)	157 Barry Jones NWS / Simoto	
9		268 Mark Fairweather MZ / Skorpion / (660)	71 Stephen Saint Seeley / Commando / (748)		77 Ben Langton Honda / NC23 / (400)
8	61 David Williams Honda / VFR / (399)		16 Dean Widdowson KTM / RC390 / (390)	123 Ralph Coldwell Seeley / Norton / (920)	
7		41 Chris Bartlett Kawasaki / ZXR / (400)	111 Steven Colville KTM / RC390 / (390)		151 James Inman Harris-Honda / XR / (600)
6	9 William Grant KTM / RC390 / (372)		63 Tim Oliver KTM / SMR / (450)	59 Dan Ledger KTM / / (650)	
5		134 Oliver Bingham Yamaha / SR / (500)	36 Joseph Webb KTM / Duke / (690)		
4	69 Patrick Welch WRD / Supermono / (690)		73 Gary Porter Rob / North / BSA	76 Jason Lamb Yamaha / FZR / (399)	
3		72 Graham Williams Seeley / Weslake / (900)	38 Tom Blackwell Kramer / HR2 / (690)		45 Neil Robinson Honda / CBR / (400)
2	42 Alex Sinclair BMR / Yamaha / (450)		102 Andrew Widdowson Honda / CRF / (450)	46 Grant Goodings Honda / VFR / (399)	
1		33 Andy Pike KTM / / (690)	154 Peter Boast KTM / Tigcraft / (690)		44 George Hogton-Rusling Hercberg / BSA / (930)

POLE POSITION



Start : 01/08 - 15:47 4 Laps = 7.916 miles

CRMC Donington 2021 (GBR) 31/07 - 01/08/2021

Sports Timing Systems

Page 1 / 1

Apex Timing GoRacing

