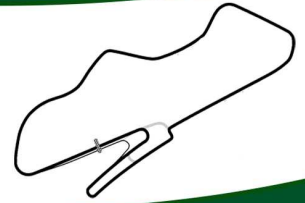




# Donington Park

## 31st Jul & 1st Aug 2021



### 1300,SS400,S.Mono(7c,8m,12c)

### Practice (Saturday) Results

### Document 2.1

Rnk	No.	Class	Rider	Entry	Laps	Best lap	mph	In Lap	Gap	Interv.	2nd Best	Spd
1	154	12a	<b>Peter Boast</b>	KTM / Tigcraft / (690)	6	1:22.815	86.03	5			1:23.364	105.0
2	33	12a	<b>Andy Pike</b>	KTM / / (690)	6	1:23.571	85.25	3	0.756	0.756	1:24.307	102.1
3	46	8m	<b>Grant Goodings</b>	Honda / VFR / (399)	6	1:23.965	84.85	5	1.150	0.394	1:24.574	99.9
4	45	8m	<b>Neil Robinson</b>	Honda / CBR / (400)	6	1:24.277	84.54	6	1.462	0.312	1:24.403	97.4
5	102	12a	<b>Andrew Widdowson</b>	Honda / CRF / (450)	6	1:24.794	84.02	6	1.979	0.517	1:27.191	96.7
6	27	8m	<b>Simon Walsh</b>	Kawasaki / ZXR / (399)	6	1:25.381	83.44	3	2.566	0.587	1:25.657	99.3
7	59	12a	<b>Dan Ledger</b>	KTM / / (650)	6	1:25.386	83.44	3	2.571	0.005	1:25.472	99.3
8	44	7c	<b>George Hogton-Rusling</b>	Herberg / BSA / (930)	4	1:25.797	83.04	4	2.982	0.411	1:29.140	96.4
9	76	8m	<b>Jason Lamb</b>	Yamaha / FZR / (399)	6	1:26.299	82.55	6	3.484	0.502	1:26.660	99.7
10	72	7c	<b>Graham Williams</b>	Seeley / Weslake / (900)	6	1:26.373	82.48	3	3.558	0.074	1:26.541	107.0
11	38	12a	<b>Tom Blackwell</b>	Kramer / HR2 / (690)	6	1:26.524	82.34	6	3.709	0.151	1:26.926	103.4
12	73	7c	<b>Gary Porter</b>	Rob / North / BSA	6	1:27.025	81.87	6	4.210	0.501	1:29.264	95.7
13	134	12a	<b>Oliver Bingham</b>	Yamaha / SR / (500)	6	1:28.995	80.05	6	6.180	1.970	1:29.338	90.7
14	36	12a	<b>Joseph Webb</b>	KTM / Duke / (690)	6	1:30.514	78.71	6	7.699	1.519	1:30.537	97.7
15	9	12a	<b>William Grant</b>	KTM / RC390 / (372)	6	1:30.748	78.51	6	7.933	0.234	1:30.962	94.3
16	69	12a	<b>Patrick Welch</b>	WRD / Supermono / (690)	5	1:31.621	77.76	2	8.806	0.873	1:34.884	102.6
17	151	12a	<b>James Inman</b>	Harris-Honda / XR / (600)	6	1:32.441	77.07	5	9.626	0.820	1:32.494	90.2
18	157	12a	<b>Barry Jones</b>	NWS / Simoto	5	1:32.724	76.83	3	9.909	0.283	1:33.809	
19	111	12a	<b>Steven Colville</b>	KTM / RC390 / (390)	6	1:34.103	75.71	5	11.288	1.379	1:34.353	91.4
20	61	8m	<b>David Williams</b>	Honda / VFR / (399)	5	1:34.342	75.52	5	11.527	0.239	1:35.066	92.7
21	16	12a	<b>Dean Widdowson</b>	KTM / RC390 / (390)	5	1:34.456	75.43	5	11.641	0.114	1:36.036	88.0
22	123	7c	<b>Ralph Coldwell</b>	Seeley / Norton / (920)	5	1:34.557	75.35	5	11.742	0.101	1:36.349	98.8
23	96	12a	<b>Matthew Welch</b>	WRD / Supermono / (690)	5	1:34.584	75.32	2	11.769	0.027	1:36.223	96.0
24	41	8m	<b>Chris Bartlett</b>	Kawasaki / ZXR / (400)	5	1:34.838	75.12	5	12.023	0.254	1:36.056	93.9
25	118	12a	<b>Brian Stroud</b>	KTM / Duke / (690)	5	1:35.180	74.85	5	12.365	0.342	1:36.406	97.8
26	268	12a	<b>Mark Fairweather</b>	MZ / Skorpion / (660)	5	1:35.946	74.25	5	13.131	0.766	1:36.004	90.8
27	167	12a	<b>Bart Reid</b>	Spondon / Rotax / (600)	5	1:36.975	73.47	4	14.160	1.029	1:37.128	97.7
28	14	12a	<b>Gary Widdowson</b>	KTM / / (690)	1	1:40.179	71.12	1	17.364	3.204		92.4
29	77	8m	<b>Ben Langton</b>	Honda / NC23 / (400)	3	1:42.288	69.65	2	19.473	2.109	1:45.250	
30	71	7c	<b>Stephen Saint</b>	Seeley / Commando / (748)	5	1:42.393	69.58	3	19.578	0.105	1:42.449	94.1

\*\*\*No Transponder No 157 & 77 - Fit to be included in future grids and results\*\*\*

Start Time : 31/07 - 09:56:54 / Flag Time : 10:06:55 / End Time : 10:08:03

Best lap : No.154 Peter Boast

1:22.815 86.03 mph

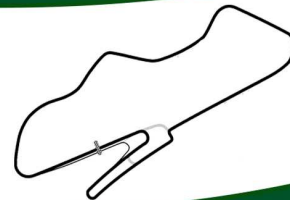
Weather : Overcast Air : 15°C Track : Dry





# Donington Park

## 31st Jul & 1st Aug 2021



### 1300,SS400,S.Mono(7c,8m,12c)

### Practice (Saturday) Results

### Document 2.1

Rnk	No.	Class	Rider	Entry	Laps	Best lap	mph	In Lap	Gap	Interv.	2nd Best	Spd
<b>12a</b>												
1	154	12a	Peter Boast	KTM / Tigcraft / (690)	6	1:22.815	86.03	5			1:23.364	105.0
2	33	12a	Andy Pike	KTM / / (690)	6	1:23.571	85.25	3	0.756	0.756	1:24.307	102.1
3	102	12a	Andrew Widdowson	Honda / CRF / (450)	6	1:24.794	84.02	6	1.979	1.223	1:27.191	96.7
4	59	12a	Dan Ledger	KTM / / (650)	6	1:25.386	83.44	3	2.571	0.592	1:25.472	99.3
5	38	12a	Tom Blackwell	Kramer / HR2 / (690)	6	1:26.524	82.34	6	3.709	1.138	1:26.926	103.4
6	134	12a	Oliver Bingham	Yamaha / SR / (500)	6	1:28.995	80.05	6	6.180	2.471	1:29.338	90.7
7	36	12a	Joseph Webb	KTM / Duke / (690)	6	1:30.514	78.71	6	7.699	1.519	1:30.537	97.7
8	9	12a	William Grant	KTM / RC390 / (372)	6	1:30.748	78.51	6	7.933	0.234	1:30.962	94.3
9	69	12a	Patrick Welch	WRD / Supermono / (690)	5	1:31.621	77.76	2	8.806	0.873	1:34.884	102.6
10	151	12a	James Inman	Harris-Honda / XR / (600)	6	1:32.441	77.07	5	9.626	0.820	1:32.494	90.2
11	157	12a	Barry Jones	NWS / Simoto	5	1:32.724	76.83	3	9.909	0.283	1:33.809	
12	111	12a	Steven Colville	KTM / RC390 / (390)	6	1:34.103	75.71	5	11.288	1.379	1:34.353	91.4
13	16	12a	Dean Widdowson	KTM / RC390 / (390)	5	1:34.456	75.43	5	11.641	0.353	1:36.036	88.0
14	96	12a	Matthew Welch	WRD / Supermono / (690)	5	1:34.584	75.32	2	11.769	0.128	1:36.223	96.0
15	118	12a	Brian Stroud	KTM / Duke / (690)	5	1:35.180	74.85	5	12.365	0.596	1:36.406	97.8
16	268	12a	Mark Fairweather	MZ / Skorpion / (660)	5	1:35.946	74.25	5	13.131	0.766	1:36.004	90.8
17	167	12a	Bart Reid	Spondon / Rotax / (600)	5	1:36.975	73.47	4	14.160	1.029	1:37.128	97.7
18	14	12a	Gary Widdowson	KTM / / (690)	1	1:40.179	71.12	1	17.364	3.204		92.4

<b>7c</b>												
1	44	7c	George Hogton-Rusling	Hercberg / BSA / (930)	4	1:25.797	83.04	4			1:29.140	96.4
2	72	7c	Graham Williams	Seeley / Weslake / (900)	6	1:26.373	82.48	3	0.576	0.576	1:26.541	107.0
3	73	7c	Gary Porter	Rob / North / BSA	6	1:27.025	81.87	6	1.228	0.652	1:29.264	95.7
4	123	7c	Ralph Coldwell	Seeley / Norton / (920)	5	1:34.557	75.35	5	8.760	7.532	1:36.349	98.8
5	71	7c	Stephen Saint	Seeley / Commando / (748)	5	1:42.393	69.58	3	16.596	7.836	1:42.449	94.1

<b>8m</b>												
1	46	8m	Grant Goodings	Honda / VFR / (399)	6	1:23.965	84.85	5			1:24.574	99.9
2	45	8m	Neil Robinson	Honda / CBR / (400)	6	1:24.277	84.54	6	0.312	0.312	1:24.403	97.4
3	27	8m	Simon Walsh	Kawasaki / ZXR / (399)	6	1:25.381	83.44	3	1.416	1.104	1:25.657	99.3
4	76	8m	Jason Lamb	Yamaha / FZR / (399)	6	1:26.299	82.55	6	2.334	0.918	1:26.660	99.7
5	61	8m	David Williams	Honda / VFR / (399)	5	1:34.342	75.52	5	10.377	8.043	1:35.066	92.7
6	41	8m	Chris Bartlett	Kawasaki / ZXR / (400)	5	1:34.838	75.12	5	10.873	0.496	1:36.056	93.9
7	77	8m	Ben Langton	Honda / NC23 / (400)	3	1:42.288	69.65	2	18.323	7.450	1:45.250	

\*\*\*No Transponder No 157 & 77 - Fit to be included in future grids and results\*\*\*

Start Time : 31/07 - 09:56:54 / Flag Time : 10:06:55 / End Time : 10:08:03

Best lap : No.154 Peter Boast

1:22.815 86.03 mph

Weather : Overcast Air : 15°C Track : Dry

Timekeeper *Dave Jones*

Clerk of Course *John Green*

CRMC Donington 2021 (GBR) 31/07 - 01/08/2021

Page 2 / 2

Sports Timing Systems


Apex Timing GoRacing





# Donington Park

## 31st Jul & 1st Aug 2021



**1300,SS400,S.Mono(7c,8m,12c)**

**Practice (Saturday)  
Analysis**

For information purposes. No official / regulatory value

Laps	Lap Time
<b>No.9 William Grant</b>	
1	1:51.855
2	1:34.493
3	1:32.626
4	1:33.540
5	1:30.962
6	1:30.748
<b>No.14 Gary Widdowson</b>	
1	1:40.179
<b>No.16 Dean Widdowson</b>	
1	1:40.530
2	1:37.866
3	1:36.036
4	1:36.920
5	1:34.456
<b>No.27 Simon Walsh</b>	
1	1:27.256
2	1:25.657
3	1:25.381
4	1:26.330
5	1:26.167
6	1:44.111
<b>No.33 Andy Pike</b>	
1	1:32.844
2	1:26.613
3	1:23.571
4	1:24.307
5	1:24.641
6	1:25.327
<b>No.36 Joseph Webb</b>	
1	1:33.357
2	1:32.739
3	1:30.537
4	1:31.249
5	1:30.599
6	1:30.514
<b>No.38 Tom Blackwell</b>	
1	1:30.658
2	1:27.846
3	1:26.926
4	1:27.487
5	1:28.225
6	1:26.524
<b>No.41 Chris Bartlett</b>	
1	1:48.001
2	1:41.457
3	1:37.445
4	1:36.056
5	1:34.838

Laps	Lap Time
<b>No.44 George Hogton-Rusling</b>	
1	1:34.136
2	1:31.982
3	1:29.140
4	1:25.797
<b>No.45 Neil Robinson</b>	
1	1:27.524
2	1:25.807
3	1:24.933
4	1:25.969
5	1:24.403
6	1:24.277
<b>No.46 Grant Goodings</b>	
1	1:28.165
2	1:25.655
3	1:25.199
4	1:25.974
5	1:23.965
6	1:24.574
<b>No.59 Dan Ledger</b>	
1	1:30.379
2	1:26.066
3	1:25.386
4	1:25.472
5	1:26.379
6	1:28.409
<b>No.61 David Williams</b>	
1	1:40.297
2	1:37.160
3	1:36.526
4	1:35.066
5	1:34.342
<b>No.69 Patrick Welch</b>	
1	1:42.938
2	1:31.621
3	1:41.642
4	1:36.318
5	1:34.884
<b>No.71 Stephen Saint</b>	
1	1:43.092
2	1:42.549
3	1:42.393
4	1:42.449
5	1:42.911
<b>No.72 Graham Williams</b>	
1	1:30.040
2	1:27.762
3	1:26.373
4	1:27.774
5	1:28.470


Laps	Lap Time
<b>No.73 Gary Porter</b>	
6	1:26.541
1	1:36.777
2	1:31.959
3	1:30.522
4	1:29.412
5	1:29.264
6	1:27.025
<b>No.76 Jason Lamb</b>	
1	1:32.368
2	1:28.549
3	1:26.660
4	1:27.213
5	1:28.927
6	1:26.299
<b>No.77 Ben Langton</b>	
1	1:45.250
2	1:42.288
3	3:21.820
<b>No.96 Matthew Welch</b>	
1	1:41.837
2	1:34.584
3	1:38.330
4	1:36.362
5	1:36.223
<b>No.102 Andrew Widdowson</b>	
1	1:54.933
2	1:41.173
3	1:29.980
4	1:27.191
5	1:27.318
6	1:24.794
<b>No.111 Steven Colville</b>	
1	1:38.300
2	1:37.183
3	1:35.630
4	1:35.576
5	1:34.103
6	1:34.353
<b>No.118 Brian Stroud</b>	
1	1:40.520
2	1:37.694
3	1:37.819
4	1:36.406
5	1:35.180
<b>No.123 Ralph Coldwell</b>	
1	1:38.691
2	1:39.056
3	1:37.688
4	1:36.349





# Donington Park

## 31st Jul & 1st Aug 2021



**1300,SS400,S.Mono(7c,8m,12c)**

**Practice (Saturday)  
Analysis**

For information purposes. No official / regulatory value

Laps	Lap Time
5	<b>1:34.557</b>
<b>No.134 Oliver Bingham</b>	
1	1:30.397
2	1:30.771
3	1:41.862
4	1:30.665
5	1:29.338
6	<b>1:28.995</b>
<b>No.151 James Inman</b>	
1	1:33.066
2	1:32.494
3	1:33.542
4	1:33.070
5	<b>1:32.441</b>
6	1:33.778
<b>No.154 Peter Boast</b>	
1	1:28.202
2	1:24.297
3	1:23.622
4	1:23.953
5	<b>1:22.815</b>
6	1:23.364
<b>No.157 Barry Jones</b>	
1	1:34.899
2	3:05.885
3	<b>1:32.724</b>
4	1:33.809
5	1:35.301
<b>No.167 Bart Reid</b>	
1	1:43.458
2	1:40.394
3	1:38.570
4	<b>1:36.975</b>
5	1:37.128
<b>No.268 Mark Fairweather</b>	
1	1:39.542
2	1:36.377
3	1:36.004
4	1:36.111
5	<b>1:35.946</b>