




# Cadwell Park

## 3rd & 4th July 2021



**1300,PC750,S.Mono**  
**(7c,8c,12a)**

**Race 20 (Sunday)**  
**Results 5 Laps = 11.000 miles**

**Document 8.1**

Rnk	No.	Class	Rnk	Rider	Entry	Laps	Time	mph	Gap	Interv.	Best lap	mph	In Lap	2nd Best	Spd
1	154	12a	1	<b>Peter Boast</b>	KTM / Tigcraft / (690)	5	8:54.825	74.04			1:45.509	75.06	4	1:45.602	108.6
2	39	8c	1	<b>Tony Hart</b>	Ducati / TTF1 / (750)	5	8:57.526	73.67	<b>2.701</b>	2.701	1:46.231	74.55	4	1:46.334	109.7
3	102	12a	2	<b>Andrew Widdowson</b>	Honda / CRF / (450)	5	9:01.300	73.16	<b>6.475</b>	3.774	1:46.297	74.51	5	1:46.731	101.1
4	33	12a	3	<b>Andy Pike</b>	KTM / (690)	5	9:01.380	73.15	<b>6.555</b>	0.080	1:46.043	74.69	5	1:46.750	104.7
5	162	8c	2	<b>Darren Cooper</b>	Yamaha / FZ / (600)	5	9:16.041	71.22	<b>21.216</b>	14.661	1:48.851	72.76	2	1:49.974	99.9
6	100	8c	3	<b>Hefyn Owen</b>	Ducati / TT1 / (750)	5	9:19.180	70.82	<b>24.355</b>	3.139	1:49.167	72.55	5	1:49.805	107.0
7	29	8c	4	<b>Derek Cripps</b>	Yamaha / RD-YPVS / (350)	5	9:20.321	70.67	<b>25.496</b>	1.141	1:49.476	72.34	5	1:49.902	98.4
8	266	8c	5	<b>James Fisher</b>	Honda / CBX / (1233)	5	9:38.664	68.43	<b>43.839</b>	18.343	1:53.680	69.67	2	1:54.210	96.8
9	69	12a	4	<b>Patrick Welch</b>	W.R.D. / Supermono / (690)	5	9:43.896	67.82	<b>49.071</b>	5.232	1:54.762	69.01	5	1:55.340	105.4
10	55	8c	6	<b>Chris Saltinstall</b>	Moto-Guzzi / Le-Mans / (1064)	5	9:44.483	67.75	<b>49.658</b>	0.587	1:54.144	69.39	3	1:55.054	108.6
11	63	12a	5	<b>Tim Oliver</b>	KTM / SMR / (450)	5	9:45.618	67.62	<b>50.793</b>	1.135	1:54.136	69.39	3	1:55.283	97.5
12	77	8c	7	<b>Mark Foster</b>	Yamaha / FZ / (599)	5	9:46.033	67.57	<b>51.208</b>	0.415	1:54.399	69.23	3	1:55.471	99.7
13	16	12a	6	<b>Dean Widdowson</b>	KTM / 390-RC / (390)	5	9:46.109	67.56	<b>51.284</b>	0.076	1:54.827	68.97	5	1:55.202	92.9
14	41	8c	8	<b>Mark George</b>	Ducati / TT1 / (498)	5	9:48.056	67.34	<b>53.231</b>	1.947	1:53.908	69.53	4	1:54.058	108.1
15	30	8c	9	<b>Steven Panter</b>	Yamaha / FZ / (600)	5	9:48.377	67.30	<b>53.552</b>	0.321	1:55.255	68.72	3	1:55.521	95.7
16	19	12a	7	<b>Clive Somerfield</b>	Honda / Kerby / (500)	5	9:52.452	66.84	<b>57.627</b>	4.075	1:55.135	68.79	4	1:55.540	101.5
17	48	8c	10	<b>Ben Rusling</b>	Yamaha / FZ / (600)	5	9:55.687	66.48	<b>1:00.862</b>	3.235	1:55.624	68.50	4	1:57.148	98.0
18	198	8c	11	<b>William Paget</b>	Yamaha / FZ / (600)	5	10:00.150	65.98	<b>1:05.325</b>	4.463	1:56.126	68.20	5	1:56.271	97.0
19	32	8c	12	<b>Geoff Knight</b>	Yamaha / FZ / (599)	5	10:04.436	65.52	<b>1:09.611</b>	4.286	1:58.005	67.12	2	1:59.482	98.4
20	123	7c	1	<b>Ralph Coldwell</b>	Seeley / Norton / (920)	5	10:07.170	65.22	<b>1:12.345</b>	2.734	1:57.207	67.57	4	1:57.572	105.4
21	36	12a	8	<b>Joe Webb</b>	KTM / Duke / (690)	5	10:07.724	65.16	<b>1:12.899</b>	0.554	1:57.748	67.26	5	1:58.452	102.0
22	26	8c	13	<b>Michael Blake</b>	Yamaha / FZ-R1 / (600)	5	10:08.981	65.03	<b>1:14.156</b>	1.257	1:58.026	67.10	4	1:58.206	98.8
23	151	12a	9	<b>James Inman</b>	Harris-Honda / XR / (600)	5	10:10.194	64.90	<b>1:15.369</b>	1.213	1:59.529	66.26	2	2:00.242	93.5
24	268	12a	10	<b>Mark Fairweather</b>	MZ / Skorpion / (660)	5	10:18.707	64.00	<b>1:23.882</b>	8.513	2:01.575	65.14	5	2:02.001	95.7
25	86	7c	2	<b>Kelly Carruthers</b>	Honda / CB / (350)	5	10:22.073	63.66	<b>1:27.248</b>	3.366	2:00.215	65.88	2	2:01.767	94.5
26	14	12a	11	<b>Gary Widdowson</b>	KTM / 690 / (690)	5	10:32.563	62.60	<b>1:37.738</b>	10.490	1:59.308	66.38	5	2:01.648	99.6
27	3	8c	14	<b>Dean Edwards</b>	P&M / Kawasaki / (1170)	5	10:37.153	62.15	<b>1:42.328</b>	4.590	2:03.524	64.12	3	2:03.908	110.9
28	97	8c	15	<b>Shaun Mulligan</b>	BMW / R100 / (980)	5	10:37.354	62.13	<b>1:42.529</b>	0.201	2:04.152	63.79	5	2:04.661	94.3
29	152	12a	12	<b>Archie Inman</b>	Honda / CRF450 / (450)	4	8:57.860	58.90	<b>1 Lap</b>	1 Lap	2:11.427	60.26	3	2:12.148	104.5
<b>Not Classified</b>															
	96	12a		<b>Matthew Welch</b>	WRD / 690 / (690)	2	4:33.345	57.95	<b>Retired</b>		2:11.996	60.00	2	2:14.059	100.2

12a - Best Lap : No.154 Peter Boast - 1:45.509 / 92.5% of Race Winner's Speed : 68.49 mph

8c - Best Lap : No.39 Tony Hart - 1:46.231 / 92.5% of Race Winner's Speed : 68.15 mph

7c - Best Lap : No.123 Ralph Coldwell - 1:57.207 / 92.5% of Race Winner's Speed : 60.33 mph

Leaders : No.39 Tony Hart (1-1) / No.154 Peter Boast (2-5)

Start Time : 04/07 - 10:13:38 / Flag Time : 10:22:31 / End Time : 10:24:15


Best lap : No.154 Peter Boast 1:45.509 75.06 mph

Weather : Sunny Air : 17°C Track : Dry

Event Record : No.44 George Hogton-Rusling 1:44.307 75.93 mph



# Cadwell Park 3rd & 4th July 2021



## 1300,PC750,S.Mono (7c,8c,12a)

### Race 20 (Sunday) Results 5 Laps = 11.000 miles

### Document 8.1

Rnk	No.	Class	Rnk	Rider	Entry	Laps	Time	mph	Gap	Interv.	Best lap	mph	In Lap	2nd Best	Spd	
<b>12a</b>																
1	=	154	12a	1	<b>Peter Boast</b>	KTM / Tigcraft / (690)	5	8:54.825	74.04		1:45.509	75.06	4	1:45.602	108.6	
2	=	102	12a	2	<b>Andrew Widdowson</b>	Honda / CRF / (450)	5	9:01.300	73.16	<b>6.475</b>	6.475	1:46.297	74.51	5	1:46.731	101.1
3	=	33	12a	3	<b>Andy Pike</b>	KTM / (690)	5	9:01.380	73.15	<b>6.555</b>	0.080	1:46.043	74.69	5	1:46.750	104.7
4	=	69	12a	4	<b>Patrick Welch</b>	W.R.D. / Supermono / (690)	5	9:43.896	67.82	<b>49.071</b>	42.516	1:54.762	69.01	5	1:55.340	105.4
5	▲ <sup>1</sup>	63	12a	5	<b>Tim Oliver</b>	KTM / SMR / (450)	5	9:45.618	67.62	<b>50.793</b>	1.722	1:54.136	69.39	3	1:55.283	97.5
6	▼ <sup>1</sup>	16	12a	6	<b>Dean Widdowson</b>	KTM / 390-RC / (390)	5	9:46.109	67.56	<b>51.284</b>	0.491	1:54.827	68.97	5	1:55.202	92.9
7	▲ <sup>7</sup>	19	12a	7	<b>Clive Somerfield</b>	Honda / Kerby / (500)	5	9:52.452	66.84	<b>57.627</b>	6.343	1:55.135	68.79	4	1:55.540	101.5
8	▲ <sup>1</sup>	36	12a	8	<b>Joe Webb</b>	KTM / Duke / (690)	5	10:07.724	65.16	<b>1:12.899</b>	15.272	1:57.748	67.26	5	1:58.452	102.0
9	▼ <sup>2</sup>	151	12a	9	<b>James Inman</b>	Harris-Honda / XR / (600)	5	10:10.194	64.90	<b>1:15.369</b>	2.470	1:59.529	66.26	2	2:00.242	93.5
10	=	268	12a	10	<b>Mark Fairweather</b>	MZ / Skorpion / (660)	5	10:18.707	64.00	<b>1:23.882</b>	8.513	2:01.575	65.14	5	2:02.001	95.7
11	=	14	12a	11	<b>Gary Widdowson</b>	KTM / 690 / (690)	5	10:32.563	62.60	<b>1:37.738</b>	13.856	1:59.308	66.38	5	2:01.648	99.6
12	=	152	12a	12	<b>Archie Inman</b>	Honda / CRF450 / (450)	4	8:57.860	58.90	<b>1 Lap</b>	1 Lap	2:11.427	60.26	3	2:12.148	104.5

<b>Not Classified</b>																
		96	12a		<b>Matthew Welch</b>	WRD / 690 / (690)	2	4:33.345	57.95	<b>Retired</b>		2:11.996	60.00	2	2:14.059	100.2

12a - Best Lap : No.154 Peter Boast - 1:45.509 / 92.5% of Race Winner's Speed : 68.49 mph

<b>7c</b>																
1	=	123	7c	1	<b>Ralph Coldwell</b>	Seeley / Norton / (920)	5	10:07.170	65.22			1:57.207	67.57	4	1:57.572	105.4
2	▲ <sup>1</sup>	86	7c	2	<b>Kelly Carruthers</b>	Honda / CB / (350)	5	10:22.073	63.66	<b>14.903</b>	14.903	2:00.215	65.88	2	2:01.767	94.5

7c - Best Lap : No.123 Ralph Coldwell - 1:57.207 / 92.5% of Race Winner's Speed : 60.33 mph

<b>8c</b>																
1	▲ <sup>1</sup>	39	8c	1	<b>Tony Hart</b>	Ducati / TTF1 / (750)	5	8:57.526	73.67			1:46.231	74.55	4	1:46.334	109.7
2	▲ <sup>2</sup>	162	8c	2	<b>Darren Cooper</b>	Yamaha / FZ / (600)	5	9:16.041	71.22	<b>18.515</b>	18.515	1:48.851	72.76	2	1:49.974	99.9
3	▲ <sup>2</sup>	100	8c	3	<b>Hefyn Owen</b>	Ducati / TT1 / (750)	5	9:19.180	70.82	<b>21.654</b>	3.139	1:49.167	72.55	5	1:49.805	107.0
4	▼ <sup>1</sup>	29	8c	4	<b>Derek Cripps</b>	Yamaha / RD-YPVS / (350)	5	9:20.321	70.67	<b>22.795</b>	1.141	1:49.476	72.34	5	1:49.902	98.4
5	▲ <sup>2</sup>	266	8c	5	<b>James Fisher</b>	Honda / CBX / (1233)	5	9:38.664	68.43	<b>41.138</b>	18.343	1:53.680	69.67	2	1:54.210	96.8
6	=	55	8c	6	<b>Chris Saltinstall</b>	Moto-Guzzi / Le-Mans / (1064)	5	9:44.483	67.75	<b>46.957</b>	5.819	1:54.144	69.39	3	1:55.054	108.6
7	▲ <sup>2</sup>	77	8c	7	<b>Mark Foster</b>	Yamaha / FZ / (599)	5	9:46.033	67.57	<b>48.507</b>	1.550	1:54.399	69.23	3	1:55.471	99.7
8	▲ <sup>9</sup>	41	8c	8	<b>Mark George</b>	Ducati / TT1 / (498)	5	9:48.056	67.34	<b>50.530</b>	2.023	1:53.908	69.53	4	1:54.058	108.1
9	▲ <sup>1</sup>	30	8c	9	<b>Steven Panter</b>	Yamaha / FZ / (600)	5	9:48.377	67.30	<b>50.851</b>	0.321	1:55.255	68.72	3	1:55.521	95.7
10	▲ <sup>3</sup>	48	8c	10	<b>Ben Rusling</b>	Yamaha / FZ / (600)	5	9:55.687	66.48	<b>58.161</b>	7.310	1:55.624	68.50	4	1:57.148	98.0
11	▲ <sup>7</sup>	198	8c	11	<b>William Paget</b>	Yamaha / FZ / (600)	5	10:00.150	65.98	<b>1:02.624</b>	4.463	1:56.126	68.20	5	1:56.271	97.0
12	=	32	8c	12	<b>Geoff Knight</b>	Yamaha / FZ / (599)	5	10:04.436	65.52	<b>1:06.910</b>	4.286	1:58.005	67.12	2	1:59.482	98.4
13	▼ <sup>2</sup>	26	8c	13	<b>Michael Blake</b>	Yamaha / FZ-R1 / (600)	5	10:08.981	65.03	<b>1:11.455</b>	4.545	1:58.026	67.10	4	1:58.206	98.8
14	=	3	8c	14	<b>Dean Edwards</b>	P&M / Kawasaki / (1170)	5	10:37.153	62.15	<b>1:39.627</b>	28.172	2:03.524	64.12	3	2:03.908	110.9
15	=	97	8c	15	<b>Shaun Mulligan</b>	BMW / R100 / (980)	5	10:37.354	62.13	<b>1:39.828</b>	0.201	2:04.152	63.79	5	2:04.661	94.3

8c - Best Lap : No.39 Tony Hart - 1:46.231 / 92.5% of Race Winner's Speed : 68.15 mph

Start Time : 04/07 - 10:13:38 / Flag Time : 10:22:31 / End Time : 10:24:15  
 Weather : Sunny Air : 17°C Track : Dry  
 Leaders : No.39 Tony Hart (1-1) / No.154 Peter Boast (2-5)  
 Best lap : No.154 Peter Boast 1:45.509 75.06 mph  
 Event Record : No.44 George Hogton-Rusling 1:44.307 75.93 mph

Timekeeper *David Jones* Timekeeper Assistant *E-Ouise.wy* Clerk of Course *John*


CRM Cadwell 2021 (GBR) 03-04/07/2021





# Cadwell Park

## 3rd & 4th July 2021



**1300,PC750,S.Mono  
(7c,8c,12a)**

**Race 20 (Sunday)  
Lap Chart**


For information purposes. No official / regulatory value

	1	2	3	4	5	6	7	8	9	10	11	12	13	14	15	16	17	18	19	20	21	22	23	24	25	26	27	28	29	30	31	32	33	34	35	36	37	38
<b>Grid</b>	154	<del>41</del>	102	39	33	29	162	100	69	16	55	266		<del>51</del>	77	30	63	26	32	48	123	<del>86</del>	151	<del>157</del>	36	268	14	97	152	96	<del>34</del>	<del>112</del>	41	198	19	86	<del>36</del>	<del>38</del>
<b>Start</b>	154	102	39	33	29	100	162	69	55	63	266	77	48	16	30	32	151	26	36	268	123	152	14	41	198	86	19	97	96	3								
<b>Lap 1 Interval</b>	39	154	102	33	162	100	29	69	266	55	63	16	77	30	32	48	151	19	41	268	198	36	86	123	26	3	97	152	96	14								
	0.3	1.5	0.3	1.6	2.0	0.8	2.8	0.7	1.2	1.0	0.3	0.0	1.1	0.8	0.2	0.8	0.6	0.1	2.1	0.4	0.7	1.0	0.5	0.1	3.6	1.2	2.1	0.5	0.7									
<b>Lap 2</b>	154	39	33	102	162	100	29	266	69	55	63	77	16	30	32	41	48	19	151	198	36	268	123	86	26	97	3	14	152	<del>96</del>								
	0.4	2.8	0.2	3.2	4.3	0.7	6.1	1.0	2.4	0.7	0.4	0.2	0.7	3.2	0.2	0.0	0.6	1.6	2.7	1.5	1.2	0.0	0.2	0.7	9.5	0.9	3.5	4.7	0.3									
<b>Lap 3</b>	154	39	102	33	162	29	100	266	69	55	63	77	16	30	41	19	48	32	151	198	36	123	26	268	86	3	97	14	152									
	0.7	3.5	0.6	5.8	5.1	0.6	9.8	2.1	1.2	0.7	0.7	1.0	0.7	3.3	1.2	0.9	2.6	2.7	0.0	2.4	0.4	2.0	2.3	0.5	12.4	0.1	1.5	14.5										
<b>Lap 4</b>	154	39	102	33	162	100	29	266	69	55	63	77	16	30	41	19	48	198	32	123	151	36	26	268	86	3	97	14	<del>152</del>									
	1.4	4.3	0.3	9.7	4.9	0.8	13.4	4.8	0.2	0.9	0.0	0.8	1.5	1.1	2.4	1.4	6.1	0.3	3.5	1.8	0.2	0.7	6.3	0.3	14.5	1.1	0.0	24.6										
<b>Lap 5</b>	154	39	102	33	162	100	29	266	69	55	63	77	16	41	30	19	48	198	32	123	36	26	151	268	86	14	3	97										
	2.7	3.7	0.0	14.6	3.1	1.1	18.3	5.2	0.5	1.1	0.4	0.0	1.9	0.3	4.0	3.2	4.4	4.2	2.7	0.5	1.2	1.2	8.5	3.3	10.4	4.5	0.2											



# Cadwell Park

## 3rd & 4th July 2021



**1300,PC750,S.Mono  
(7c,8c,12a)**

**Race 20 (Sunday)  
Analysis**

For information purposes. No official / regulatory value

Laps	Lap Time
<b>No.3 Dean Edwards</b>	
1	2:10.127
2	2:07.166
3	2:03.524
4	2:03.908
5	2:05.107
<b>No.14 Gary Widdowson</b>	
1	2:16.598
2	2:06.082
3	2:01.648
4	2:03.415
5	1:59.308
<b>No.16 Dean Widdowson</b>	
1	2:00.625
2	1:55.962
3	1:55.202
4	1:55.296
5	1:54.827
<b>No.19 Clive Somerfield</b>	
1	2:02.476
2	1:57.157
3	1:55.540
4	1:55.135
5	1:55.995
<b>No.26 Michael Blake</b>	
1	2:09.055
2	2:00.309
3	1:58.658
4	1:58.026
5	1:58.206
<b>No.29 Derek Cripps</b>	
1	1:56.093
2	1:51.110
3	1:49.902
4	1:51.257
5	1:49.476
<b>No.30 Steven Panter</b>	
1	2:01.751
2	1:55.535
3	1:55.255
4	1:56.078
5	1:55.521
<b>No.32 Geoff Knight</b>	
1	2:02.507
2	1:58.005
3	2:00.085
4	1:59.482
5	2:00.051
<b>No.33 Andy Pike</b>	
1	1:51.699


Laps	Lap Time
2	1:46.920
3	1:47.652
4	1:46.750
5	1:46.043
<b>No.36 Joe Webb</b>	
1	2:07.183
2	1:59.688
3	1:58.452
4	1:59.746
5	1:57.748
<b>No.39 Tony Hart</b>	
1	1:49.583
2	1:46.389
3	1:46.334
4	1:46.231
5	1:46.852
<b>No.41 Mark George</b>	
1	2:02.976
2	1:56.295
3	1:55.033
4	1:53.908
5	1:54.058
<b>No.48 Ben Rusing</b>	
1	2:02.898
2	1:58.087
3	1:57.148
4	1:55.624
5	1:57.764
<b>No.55 Chris Saltinstall</b>	
1	2:00.242
2	1:55.890
3	1:54.144
4	1:55.981
5	1:55.054
<b>No.63 Tim Oliver</b>	
1	2:00.878
2	1:55.678
3	1:54.136
4	1:56.096
5	1:55.283
<b>No.69 Patrick Welch</b>	
1	1:58.529
2	1:55.386
3	1:55.340
4	1:56.975
5	1:54.762
<b>No.77 Mark Foster</b>	
1	2:01.016
2	1:55.736
3	1:54.399

Laps	Lap Time
4	1:55.471
5	1:55.601
<b>No.86 Kelly Carruthers</b>	
1	2:07.264
2	2:00.215
3	2:02.347
4	2:01.767
5	2:04.597
<b>No.96 Matthew Welch</b>	
1	2:14.059
2	2:11.996
<b>No.97 Shaun Mulligan</b>	
1	2:12.475
2	2:04.956
3	2:04.661
4	2:04.883
5	2:04.152
<b>No.100 Hefyn Owen</b>	
1	1:55.035
2	1:51.215
3	1:51.314
4	1:49.805
5	1:49.167
<b>No.102 Andrew Widdowson</b>	
1	1:51.872
2	1:47.606
3	1:46.731
4	1:47.046
5	1:46.297
<b>No.123 Ralph Coldwell</b>	
1	2:08.649
2	1:59.441
3	1:57.572
4	1:57.207
5	1:59.282
<b>No.151 James Inman</b>	
1	2:03.225
2	1:59.529
3	2:00.242
4	2:02.005
5	2:00.490
<b>No.152 Archie Inman</b>	
1	2:15.753
2	2:12.148
3	2:11.427
4	2:13.463
<b>No.154 Peter Boast</b>	
1	1:50.787
2	1:45.602
3	1:46.053



# Cadwell Park

## 3rd & 4th July 2021



**1300,PC750,S.Mono  
(7c,8c,12a)**

**Race 20 (Sunday)  
Analysis**


For information purposes. No official / regulatory value

Laps	Lap Time
4	<b>1:45.509</b>
5	1:45.628
<b>No.162 Darren Cooper</b>	
1	1:52.894
2	<b>1:48.851</b>
3	1:49.974
4	1:50.577
5	1:50.989
<b>No.198 William Paget</b>	
1	2:05.489
2	1:58.924
3	1:57.502
4	1:56.271
5	<b>1:56.126</b>
<b>No.266 James Fisher</b>	
1	1:58.548
2	<b>1:53.680</b>
3	1:54.210
4	1:54.233
5	1:54.404
<b>No.268 Mark Fairweather</b>	
1	2:05.892
2	2:02.148
3	2:02.115
4	2:02.001
5	<b>2:01.575</b>



# Cadwell Park

## 3rd & 4th July 2021



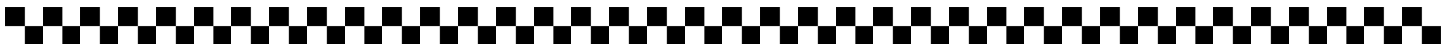
**1300,PC750,S.Mono  
(7c,8c,12a)**

**Race 20 (Sunday)  
Starting Grid**

**Document 7**

13	38 Rory Hill Yamaha / FZ / (599)	9 William Grant KTM / RC390 / (372)		
12	198 William Paget Yamaha / FZ / (600)	19 Clive Somerfield Honda / Kerby / (500)	86 Kelly Carruthers Honda / CB / (350)	
11	44 George Hogton-Rusling Hercberg / BSA / (930)	112 Eddy Wormald Yamaha / FZ / (600)	41 Mark George Ducati / TT1 / (498)	
10	97 Shaun Mulligan BMW / R100 / (980)	152 Archie Inman Honda / CRF450 / (450)	96 Matthew Welch WRD / 690 / (690)	
9	36 Joe Webb KTM / Duke / (690)	268 Mark Fairweather MZ / Skorpion / (660)	14 Gary Widdowson KTM / 690 / (690)	
8	89 Sam Broad P&M / Suzuki-TTF1 / (1085)	151 James Inman Harris-Honda / XR / (600)	157 Barry Jones Yamaha / SZR / (660)	
7	32 Geoff Knight Yamaha / FZ / (599)	48 Ben Rusling Yamaha / FZ / (600)	123 Ralph Coldwell Seeley / Norton / (920)	
6	30 Steven Panter Yamaha / FZ / (600)	63 Tim Oliver KTM / SMR / (450)	26 Michael Blake Yamaha / FZ-R1 / (600)	
5		51 Ian Stanley Yamaha / FZ / (600)	77 Mark Foster Yamaha / FZ / (599)	
4	16 Dean Widdowson KTM / 390-RC / (390)	55 Chris Saltinstall Moto-Guzzi / Le-Mans / (1064)	266 James Fisher Honda / CBX / (1233)	
3	162 Darren Cooper Yamaha / FZ / (600)	100 Hefyn Owen Ducati / TT1 / (750)	69 Patrick Welch W.R.D. / Supermono / (690)	
2	39 Tony Hart Ducati / TTF1 / (750)	33 Andy Pike KTM / (690)	29 Derek Cripps Yamaha / RD-YPVS / (350)	
1	154 Peter Boast KTM / Tigcraft / (690)	411 Steve Mason Ducati / TT1 / (750)	102 Andrew Widdowson Honda / CRF / (450)	

**POLE POSITION**



**Start : 04/07 - 09:14 5 Laps = 11.000 miles**

CRMC Cadwell 2021 (GBR) 03-04/07/2021

Sports Timing Systems

Page 1 / 1

Apex Timing GoRacing

