




Cadwell Park

3rd & 4th July 2021



1300,PC750,S.Mono
(7c,8c,12a)

Race 10 (Saturday)
Results 5 Laps = 11.000 miles

Document 6.1

Rnk	No.	Class	Rnk	Rider	Entry	Laps	Time	mph	Gap	Interv.	Best lap	mph	In Lap	2nd Best	Spd
1	▲ ⁶	411	8c	1	Steve Mason	Ducati / TT1 / (750)	5	8:59.698	73.37		1:45.963	74.74	5	1:46.060	111.7
2	=	39	8c	2	Tony Hart	Ducati / TTF1 / (750)	5	9:00.007	73.33	0.309	1:46.292	74.51	2	1:46.364	111.3
3	▲ ³²	154	12a	1	Peter Boast	KTM / Tigcraft / (690)	5	9:01.619	73.11	1.921	1:45.364	75.17	4	1:45.838	108.8
4	▼ ¹	102	12a	2	Andrew Widdowson	Honda / CRF / (450)	5	9:02.107	73.05	2.409	1:46.149	74.61	5	1:46.996	101.2
5	=	33	12a	3	Andy Pike	KTM / (690)	5	9:15.654	71.27	15.956	1:48.097	73.27	4	1:48.331	103.7
6	▼ ²	162	8c	3	Darren Cooper	Yamaha / FZ / (600)	5	9:15.699	71.26	16.001	1:49.715	72.19	3	1:49.817	99.7
7	▲ ¹	29	8c	4	Derek Cripps	Yamaha / RD-YPVS / (350)	5	9:16.543	71.15	16.845	1:49.122	72.58	2	1:49.356	98.0
8	▲ ⁹	55	8c	5	Chris Saltinstall	Moto-Guzzi / Le-Mans / (1064)	5	9:38.902	68.41	39.204	1:53.768	69.62	4	1:53.884	106.5
9	▲ ⁴	69	12a	4	Patrick Welch	W.R.D. / Supermono / (690)	5	9:40.319	68.24	40.621	1:53.528	69.76	5	1:53.770	105.5
10	▲ ⁵	77	8c	6	Mark Foster	Yamaha / FZ / (599)	5	9:45.045	67.69	45.347	1:54.684	69.06	4	1:55.416	98.0
11	=	30	8c	7	Steven Panter	Yamaha / FZ / (600)	5	9:45.104	67.68	45.406	1:54.983	68.88	2	1:55.725	94.8
12	=	266	8c	8	James Fisher	Honda / CBX / (1233)	5	9:46.400	67.53	46.702	1:54.260	69.32	5	1:55.617	96.1
13	▲ ⁵	51	8c	9	Ian Stanley	Yamaha / FZ / (600)	5	9:46.827	67.48	47.129	1:54.386	69.24	4	1:54.824	99.1
14	▲ ²	16	12a	5	Dean Widdowson	KTM / 390-RC / (390)	5	9:47.682	67.38	47.984	1:53.681	69.67	3	1:54.801	92.6
15	▲ ⁵	63	12a	6	Tim Oliver	KTM / SMR / (450)	5	9:56.917	66.34	57.219	1:57.026	67.68	3	1:57.155	97.0
16	▲ ⁸	32	8c	10	Geoff Knight	Yamaha / FZ / (599)	5	10:06.381	65.31	1:06.683	1:58.520	66.82	4	1:58.711	97.8
17	▲ ²	48	8c	11	Ben Rusling	Yamaha / FZ / (600)	5	10:06.556	65.29	1:06.858	1:58.865	66.63	5	1:58.997	95.9
18	▲ ⁵	123	7c	1	Ralph Coldwell	Seeley / Norton / (920)	5	10:12.646	64.64	1:12.948	1:59.016	66.55	3	1:59.833	106.4
19	▲ ²	151	12a	7	James Inman	Harris-Honda / XR / (600)	5	10:14.470	64.45	1:14.772	2:00.167	65.91	2	2:00.410	93.1
20	▲ ⁶	89	8c	12	Sam Broad	P&M / Suzuki-TTF1 / (1085)	5	10:16.068	64.28	1:16.370	1:59.980	66.01	4	2:00.095	113.7
21	▲ ⁸	26	8c	13	Michael Blake	Yamaha / FZ-R1 / (600)	5	10:16.702	64.21	1:17.004	1:57.635	67.33	5	1:59.212	99.4
22	▲ ¹⁰	157	12a	8	Barry Jones	Yamaha / SZR / (660)	5	10:23.711	63.49	1:24.013	2:00.256	65.86	5	2:00.663	101.7
23	▲ ⁴	36	12a	9	Joe Webb	KTM / Duke / (690)	5	10:26.117	63.25	1:26.419	2:02.494	64.66	3	2:03.155	101.8
24	▲ ⁶	268	12a	10	Mark Fairweather	MZ / Skorpion / (660)	5	10:26.848	63.17	1:27.150	2:02.745	64.52	3	2:02.937	95.9
25	▲ ⁸	14	12a	11	Gary Widdowson	KTM / 690 / (690)	5	10:31.370	62.72	1:31.672	2:02.911	64.44	5	2:04.024	99.6
26	▲ ²	97	8c	14	Shaun Mulligan	BMW / R100 / (980)	5	10:42.186	61.66	1:42.488	2:05.018	63.35	2	2:05.347	93.5
27	▲ ¹⁰	152	12a	12	Archie Inman	Honda / CRF450 / (450)	4	9:05.619	58.06	1 Lap	2:14.371	58.94	3	2:14.452	104.7
Not Classified															
		100	8c		Hefyn Owen	Ducati / TT1 / (750)	2	3:51.844	68.32	Retired	1:52.122	70.64	2	1:56.535	107.9
		96	12a		Matthew Welch	WRD / 690 / (690)	2	4:37.784	57.02	Retired	2:14.585	58.85	2	2:15.544	97.0

8c - Best Lap : No.411 Steve Mason - 1:45.963 / 92.5% of Race Winner's Speed : 67.87 mph
 12a - Best Lap : No.154 Peter Boast - 1:45.364 / 92.5% of Race Winner's Speed : 67.63 mph
 7c - Best Lap : No.123 Ralph Coldwell - 1:59.016 / 92.5% of Race Winner's Speed : 59.79 mph

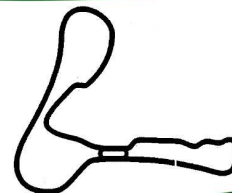
Start Time : 03/07 - 16:21:42 / Flag Time : 16:30:39 / End Time : 16:32:24
 Weather : Overcast Air : 16°C Track : Dry

Leaders : No.39 Tony Hart (1-4) / No.411 Steve Mason (5-5)
 Best lap : No.154 Peter Boast 1:45.364 75.17 mph
 Event Record : No.44 George Hogton-Rusling 1:44.307 75.93 mph



Cadwell Park

3rd & 4th July 2021



1300,PC750,S.Mono
(7c,8c,12a)

Race 10 (Saturday)
Results 5 Laps = 11.000 miles

Document 6.1

Rnk	No.	Class	Rnk	Rider	Entry	Laps	Time	mph	Gap	Interv.	Best lap	mph	In Lap	2nd Best	Spd	
12a																
1	▲ ¹²	154	12a	1	Peter Boast	KTM / Tigracraft / (690)	5	9:01.619	73.11			1:45.364	75.17	4	1:45.838	108.8
2	▼ ¹	102	12a	2	Andrew Widdowson	Honda / CRF / (450)	5	9:02.107	73.05	0.488	0.488	1:46.149	74.61	5	1:46.996	101.2
3	▼ ¹	33	12a	3	Andy Pike	KTM / (690)	5	9:15.654	71.27	14.035	13.547	1:48.097	73.27	4	1:48.331	103.7
4	▼ ¹	69	12a	4	Patrick Welch	W.R.D. / Supermono / (690)	5	9:40.319	68.24	38.700	24.665	1:53.528	69.76	5	1:53.770	105.5
5	▼ ¹	16	12a	5	Dean Widdowson	KTM / 390-RC / (390)	5	9:47.682	67.38	46.063	7.363	1:53.681	69.67	3	1:54.801	92.6
6	▼ ¹	63	12a	6	Tim Oliver	KTM / SMR / (450)	5	9:56.917	66.34	55.298	9.235	1:57.026	67.68	3	1:57.155	97.0
7	▼ ¹	151	12a	7	James Inman	Harris-Honda / XR / (600)	5	10:14.470	64.45	1:12.851	17.553	2:00.167	65.91	2	2:00.410	93.1
8	▲ ²	157	12a	8	Barry Jones	Yamaha / SZR / (660)	5	10:23.711	63.49	1:22.092	9.241	2:00.256	65.86	5	2:00.663	101.7
9	▼ ¹	36	12a	9	Joe Webb	KTM / Duke / (690)	5	10:26.117	63.25	1:24.498	2.406	2:02.494	64.66	3	2:03.155	101.8
10	▼ ¹	268	12a	10	Mark Fairweather	MZ / Skorpion / (660)	5	10:26.848	63.17	1:25.229	0.731	2:02.745	64.52	3	2:02.937	95.9
11	=	14	12a	11	Gary Widdowson	KTM / 690 / (690)	5	10:31.370	62.72	1:29.751	4.522	2:02.911	64.44	5	2:04.024	99.6
12	▲ ³	152	12a	12	Archie Inman	Honda / CRF450 / (450)	4	9:05.619	58.06	1 Lap	1 Lap	2:14.371	58.94	3	2:14.452	104.7

Not Classified																
		96	12a		Matthew Welch	WRD / 690 / (690)	2	4:37.784	57.02	Retired		2:14.585	58.85	2	2:15.544	97.0

12a - Best Lap : No.154 Peter Boast - 1:45.364 / 92.5% of Race Winner's Speed : 67.63 mph

7c																
1	▲ ¹	123	7c	1	Ralph Coldwell	Seeley / Norton / (920)	5	10:12.646	64.64			1:59.016	66.55	3	1:59.833	106.4

7c - Best Lap : No.123 Ralph Coldwell - 1:59.016 / 92.5% of Race Winner's Speed : 59.79 mph

8c																
1	▲ ³	411	8c	1	Steve Mason	Ducati / TT1 / (750)	5	8:59.698	73.37			1:45.963	74.74	5	1:46.060	111.7
2	▼ ¹	39	8c	2	Tony Hart	Ducati / TTF1 / (750)	5	9:00.007	73.33	0.309	0.309	1:46.292	74.51	2	1:46.364	111.3
3	▼ ¹	162	8c	3	Darren Cooper	Yamaha / FZ / (600)	5	9:15.699	71.26	16.001	15.692	1:49.715	72.19	3	1:49.817	99.7
4	▲ ¹	29	8c	4	Derek Cripps	Yamaha / RD-YPVS / (350)	5	9:16.543	71.15	16.845	0.844	1:49.122	72.58	2	1:49.356	98.0
5	▲ ⁷	55	8c	5	Chris Saltinstall	Moto-Guzzi / Le-Mans / (1064)	5	9:38.902	68.41	39.204	22.359	1:53.768	69.62	4	1:53.884	106.5
6	▲ ⁵	77	8c	6	Mark Foster	Yamaha / FZ / (599)	5	9:45.045	67.69	45.347	6.143	1:54.684	69.06	4	1:55.416	98.0
7	▲ ¹	30	8c	7	Steven Panter	Yamaha / FZ / (600)	5	9:45.104	67.68	45.406	0.059	1:54.983	68.88	2	1:55.725	94.8
8	▲ ¹	266	8c	8	James Fisher	Honda / CBX / (1233)	5	9:46.400	67.53	46.702	1.296	1:54.260	69.32	5	1:55.617	96.1
9	▲ ⁴	51	8c	9	Ian Stanley	Yamaha / FZ / (600)	5	9:46.827	67.48	47.129	0.427	1:54.386	69.24	4	1:54.824	99.1
10	▲ ⁵	32	8c	10	Geoff Knight	Yamaha / FZ / (599)	5	10:06.381	65.31	1:06.683	19.554	1:58.520	66.82	4	1:58.711	97.8
11	▲ ³	48	8c	11	Ben Rusling	Yamaha / FZ / (600)	5	10:06.556	65.29	1:06.858	0.175	1:58.865	66.63	5	1:58.997	95.9
12	▲ ⁴	89	8c	12	Sam Broad	P&M / Suzuki-TTF1 / (1085)	5	10:16.068	64.28	1:16.370	9.512	1:59.980	66.01	4	2:00.095	113.7
13	▲ ⁵	26	8c	13	Michael Blake	Yamaha / FZ-R1 / (600)	5	10:16.702	64.21	1:17.004	0.634	1:57.635	67.33	5	1:59.212	99.4
14	▲ ³	97	8c	14	Shaun Mulligan	BMW / R100 / (980)	5	10:42.186	61.66	1:42.488	25.484	2:05.018	63.35	2	2:05.347	93.5

Not Classified																
		100	8c		Hefyn Owen	Ducati / TT1 / (750)	2	3:51.844	68.32	Retired		1:52.122	70.64	2	1:56.535	107.9

8c - Best Lap : No.411 Steve Mason - 1:45.963 / 92.5% of Race Winner's Speed : 67.87 mph

Leaders : No.39 Tony Hart (1-4) / No.411 Steve Mason (5-5)

Start Time : 03/07 - 16:21:42 / Flag Time : 16:30:39 / End Time : 16:32:24

Best lap : No.154 Peter Boast 1:45.364 75.17 mph

Weather : Overcast Air : 16°C Track : Dry

Event Record : No.44 George Hogton-Rusling 1:44.307 75.93 mph

Timekeeper *Dave Jones*

Timekeeper Assistant *E-Ouise.wy*

Clerk of Course *John*

CRMC Cadwell 2021 (GBR) 03-04/07/2021

Sports Timing Systems


Apex Timing GoRacing





Cadwell Park

3rd & 4th July 2021



**1300,PC750,S.Mono
(7c,8c,12a)**


**Race 10 (Saturday)
Lap Chart**

For information purposes. No official / regulatory value

	1	2	3	4	5	6	7	8	9	10	11	12	13	14	15	16	17	18	19	20	21	22	23	24	25	26	27	28	29	30	31	32	33	34	35	36	37	38	39
Grid	44	39	102	162	33	112	411	29	31	100	30	266		69	198	77	16	55	51	48	63	151	34	123	32	36	89	36	97	26	268	36	157	14	96	154	152	152	
Start	39	162	102	33	29	411	100	30	266	77	48	69	55	51	63	151	32	123	16	154	36	268	89	157	26	14	152	97	96										
Lap 1 Interval	39	411	102	162	33	29	154	100	30	55	77	266	69	63	51	16	48	151	32	36	123	268	89	14	26	157	97	152	96										
		0.2	1.1	1.6	0.2	1.4	0.4	1.8	1.6	0.6	1.0	0.6	0.3	2.4	0.0	0.5	0.7	1.0	0.6	3.6	0.4	1.0	0.2	1.4	0.3	1.1	0.8	3.5	1.2										
Lap 2	39	411	102	154	162	29	33	100	30	55	77	69	266	51	63	16	48	151	32	123	89	36	268	26	14	157	97	152	96										
		1.0	1.4	3.1	1.2	0.7	3.7	1.5	4.4	0.3	1.7	0.1	1.4	2.0	1.5	0.3	2.8	2.1	0.6	3.6	2.3	1.2	0.8	0.2	2.1	0.8	2.4	13.3	0.9										
Lap 3	39	411	102	154	162	29	33	55	69	30	77	266	51	16	63	48	32	151	123	89	36	26	268	157	14	97	152												
		0.7	2.3	2.0	5.1	0.4	2.6	12.6	1.7	0.1	1.3	1.1	1.2	0.7	2.9	6.7	0.9	1.0	2.8	3.6	3.4	0.4	0.6	1.1	2.5	5.4	21.5												
Lap 4	39	411	154	102	162	29	33	55	69	30	77	51	266	16	63	32	48	151	123	89	26	36	157	268	14	97	152												
		0.4	2.0	0.1	9.3	0.5	0.8	18.2	1.7	2.0	0.2	2.1	0.8	0.3	5.5	8.8	0.7	3.7	0.9	3.6	3.0	3.4	0.8	0.4	4.5	8.3	28.7												
Lap 5	411	39	154	102	33	162	29	55	69	77	30	266	51	16	63	32	48	123	151	89	26	157	36	268	14	97													
		0.3	1.6	0.4	13.5	0.0	0.8	22.3	1.4	4.7	0.0	1.2	0.4	0.8	9.2	9.4	0.1	6.0	1.8	1.5	0.6	7.0	2.4	0.7	4.5	10.8													



Cadwell Park 3rd & 4th July 2021



1300,PC750,S.Mono (7c,8c,12a)

Race 10 (Saturday) Analysis

For information purposes. No official / regulatory value

Laps	Lap Time
No.14 Gary Widdowson	
1	2:09.462
2	2:04.078
3	2:04.024
4	2:04.218
5	2:02.911
No.16 Dean Widdowson	
1	2:01.632
2	1:56.860
3	1:53.681
4	1:54.801
5	1:55.205
No.26 Michael Blake	
1	2:10.154
2	2:01.546
3	2:01.821
4	1:59.212
5	1:57.635
No.29 Derek Cripps	
1	1:54.546
2	1:49.122
3	1:49.356
4	1:49.916
5	1:50.675
No.30 Steven Panter	
1	1:57.724
2	1:54.983
3	1:56.841
4	1:55.725
5	1:56.225
No.32 Geoff Knight	
1	2:04.300
2	2:00.194
3	1:58.711
4	1:58.520
5	1:59.488
No.33 Andy Pike	
1	1:53.553
2	1:54.281
3	1:48.331
4	1:48.097
5	1:48.912
No.36 Joe Webb	
1	2:07.217
2	2:03.840
3	2:02.494
4	2:03.155
5	2:03.556
No.39 Tony Hart	
1	1:50.879


Laps	Lap Time
No.48 Ben Rusing	
2	1:46.292
3	1:46.364
4	1:47.927
5	1:46.732
No.51 Ian Stanley	
1	2:02.193
2	1:55.549
3	1:54.824
4	1:54.386
5	1:55.526
No.55 Chris Saltinstall	
1	1:57.655
2	1:54.725
3	1:54.551
4	1:53.768
5	1:53.884
No.63 Tim Oliver	
1	2:01.754
2	1:57.155
3	1:57.026
4	1:57.405
5	1:58.869
No.69 Patrick Welch	
1	1:59.817
2	1:54.562
3	1:54.432
4	1:53.770
5	1:53.528
No.77 Mark Foster	
1	1:58.935
2	1:55.416
3	1:56.046
4	1:54.684
5	1:55.896
No.89 Sam Broad	
1	2:08.779
2	2:00.955
3	2:00.300
4	1:59.980
5	2:00.095
No.96 Matthew Welch	
1	2:15.544
2	2:14.585

Laps	Lap Time
No.97 Shaun Mulligan	
1	2:11.457
2	2:05.018
3	2:06.179
4	2:07.190
5	2:05.347
No.100 Hefyn Owen	
1	1:56.535
2	1:52.122
No.102 Andrew Widdowson	
1	1:51.658
2	1:47.317
3	1:46.996
4	1:47.541
5	1:46.149
No.123 Ralph Coldwell	
1	2:08.085
2	1:59.833
3	1:59.016
4	1:59.995
5	2:00.322
No.151 James Inman	
1	2:03.772
2	2:00.167
3	2:00.410
4	2:01.977
5	2:03.053
No.152 Archie Inman	
1	2:15.244
2	2:14.825
3	2:14.371
4	2:14.452
No.154 Peter Boast	
1	1:52.231
2	1:46.621
3	1:45.891
4	1:45.364
5	1:45.838
No.157 Barry Jones	
1	2:11.378
2	2:03.399
3	2:00.663
4	2:01.748
5	2:00.256
No.162 Darren Cooper	
1	1:53.569
2	1:50.055
3	1:49.715
4	1:49.817
5	1:50.346



Cadwell Park

3rd & 4th July 2021



**1300,PC750,S.Mono
(7c,8c,12a)**

**Race 10 (Saturday)
Analysis**

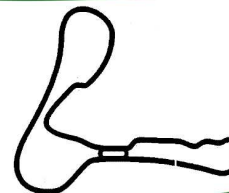
For information purposes. No official / regulatory value

Laps	Lap Time
No.266 James Fisher	
1	1:59.641
2	1:56.365
3	1:55.617
4	1:56.509
5	1:54.260
No.268 Mark Fairweather	
1	2:08.560
2	2:03.315
3	2:02.745
4	2:03.359
5	2:02.937
No.411 Steve Mason	
1	1:49.904
2	1:47.008
3	1:46.060
4	1:47.680
5	1:45.963



Cadwell Park

3rd & 4th July 2021



**1300, PC750, S.Mono
(7c, 8c, 12a)**

**Race 10 (Saturday)
Starting Grid**

Document 5

13		9 William Grant KTM / RC390 / (372)	152 Archie Inman Honda / CRF450 / (450)
12	14 Gary Widdowson KTM / 690 / (690)	96 Matthew Welch WRD / 690 / (690)	154 Peter Boast KTM / Tigrraft / (690)
11	268 Mark Fairweather MZ / Skorpion / (660)	38 Rory Hill Yamaha / FZ / (599)	157 Barry Jones Yamaha / SZR / (660)
10	36 Joe Webb KTM / Duke / (690)	97 Shaun Mulligan BMW / R100 / (980)	26 Michael Blake Yamaha / FZ-R1 / (600)
9	32 Geoff Knight Yamaha / FZ / (599)	86 Kelly Carruthers Honda / CB / (350)	89 Sam Broad P&M / Suzuki-TTF1 / (1085)
8	151 James Inman Harris-Honda / XR / (600)	19 Clive Somerfield Honda / Kerby / (500)	123 Ralph Coldwell Seeley / Norton / (920)
7	51 Ian Stanley Yamaha / FZ / (600)	48 Ben Rusling Yamaha / FZ / (600)	63 Tim Oliver KTM / SMR / (450)
6	77 Mark Foster Yamaha / FZ / (599)	16 Dean Widdowson KTM / 390-RC / (390)	55 Chris Saltinstall Moto-Guzzi / Le-Mans / (1064)
5		69 Patrick Welch W.R.D. / Supermono / (690)	198 William Paget Yamaha / FZ / (600)
4	100 Hefyn Owen Ducati / TT1 / (750)	30 Steven Panter Yamaha / FZ / (600)	266 James Fisher Honda / CBX / (1233)
3	411 Steve Mason Ducati / TT1 / (750)	29 Derek Cripps Yamaha / RD-YPVS / (350)	41 Mark George Ducati / TT1 / (498)
2	162 Darren Cooper Yamaha / FZ / (600)	33 Andy Pike KTM / (690)	112 Eddy Wormald Yamaha / FZ / (600)
1	44 George Hogton-Rusling Hercberg / BSA / (930)	39 Tony Hart Ducati / TTF1 / (750)	102 Andrew Widdowson Honda / CRF / (450)

POLE POSITION



Start : 03/07 - 15:32 5 Laps = 11.000 miles

CRMC Cadwell 2021 (GBR) 03-04/07/2021

Sports Timing Systems

Page 1 / 1

Apex Timing GoRacing

