




Cadwell Park

3rd & 4th July 2021



1300,PC750,S.Mono
(7c,8c,12a)

Race 1 (Saturday)
Results 5 Laps = 11.000 miles

Document 4.1

Rnk	No.	Class	Rnk	Rider	Entry	Laps	Time	mph	Gap	Interv.	Best lap	mph	In Lap	2nd Best	Spd
1	44	7c	1	George Hogton-Rusling	Hercberg / BSA / (930)	5	9:08.542	72.19			1:47.681	73.55	3	1:48.333	103.1
2	102	12a	1	Andrew Widdowson	Honda / CRF / (450)	5	9:25.495	70.03	16.953	16.953	1:50.131	71.91	4	1:51.255	98.8
3	39	8c	1	Tony Hart	Ducati / TTF1 / (750)	5	9:27.844	69.74	19.302	2.349	1:48.402	73.06	4	1:50.823	108.8
4	112	8c	2	Eddy Wormald	Yamaha / FZ / (600)	5	9:30.467	69.42	21.925	2.623	1:51.169	71.24	5	1:51.432	102.6
5	411	8c	3	Steve Mason	Ducati / TT1 / (750)	5	9:31.477	69.29	22.935	1.010	1:51.236	71.20	3	1:52.070	108.6
6	162	8c	4	Darren Cooper	Yamaha / FZ / (600)	5	9:32.024	69.23	23.482	0.547	1:50.724	71.53	3	1:51.630	100.9
7	29	8c	5	Derek Cripps	Yamaha / RD-YPVS / (350)	5	9:32.518	69.17	23.976	0.494	1:52.010	70.71	4	1:52.481	97.7
8	33	12a	2	Andy Pike	KTM / (690)	5	9:39.312	68.36	30.770	6.794	1:50.853	71.45	5	1:52.420	103.6
9	100	8c	6	Hefyn Owen	Ducati / TT1 / (750)	5	9:50.475	67.06	41.933	11.163	1:53.767	69.62	5	1:54.247	107.5
10	41	8c	7	Mark George	Ducati / TT1 / (498)	5	9:51.614	66.94	43.072	1.139	1:53.678	69.67	5	1:53.856	106.9
11	266	8c	8	James Fisher	Honda / CBX / (1233)	5	9:59.490	66.06	50.948	7.876	1:55.840	68.37	5	1:57.127	94.7
12	30	8c	9	Steven Panter	Yamaha / FZ / (600)	5	10:00.092	65.99	51.550	0.602	1:55.047	68.84	5	1:57.284	98.5
13	198	8c	10	William Paget	Yamaha / FZ / (600)	5	10:01.533	65.83	52.991	1.441	1:57.018	67.68	5	1:58.525	98.7
14	77	8c	11	Mark Foster	Yamaha / FZ / (599)	5	10:03.037	65.67	54.495	1.504	1:57.544	67.38	5	1:58.594	98.4
15	69	12a	3	Patrick Welch	W.R.D. / Supermono / (690)	5	10:08.781	65.05	1:00.239	5.744	1:56.881	67.76	5	1:57.764	104.7
16	16	12a	4	Dean Widdowson	KTM / 390-RC / (390)	5	10:15.335	64.36	1:06.793	6.554	1:57.625	67.33	5	1:59.754	92.9
17	48	8c	12	Ben Rusling	Yamaha / FZ / (600)	5	10:18.260	64.05	1:09.718	2.925	2:00.550	65.70	5	2:01.384	96.1
18	63	12a	5	Tim Oliver	KTM / SMR / (450)	5	10:19.587	63.91	1:11.045	1.327	2:00.715	65.61	3	2:00.891	99.6
19	19	12a	6	Clive Somerfield	Honda / Kerby / (500)	5	10:19.613	63.91	1:11.071	0.026	2:01.237	65.33	3	2:01.425	98.7
20	55	8c	13	Chris Saltinstall	Moto-Guzzi / Le-Mans / (1064)	5	10:25.545	63.30	1:17.003	5.932	1:59.224	66.43	5	2:00.082	106.9
21	51	8c	14	Ian Stanley	Yamaha / FZ / (600)	5	10:34.517	62.41	1:25.975	8.972	1:59.905	66.05	5	2:00.890	100.5
22	123	7c	2	Ralph Coldwell	Seeley / Norton / (920)	5	10:35.382	62.32	1:26.840	0.865	2:01.379	65.25	5	2:01.716	106.9
23	151	12a	7	James Inman	Harris-Honda / XR / (600)	5	10:38.464	62.02	1:29.922	3.082	2:01.133	65.38	5	2:03.799	94.0
24	86	7c	3	Kelly Carruthers	Honda / CB / (350)	5	10:39.093	61.96	1:30.551	0.629	2:02.604	64.60	5	2:03.246	93.6
25	36	12a	8	Joe Webb	KTM / Duke / (690)	5	10:41.873	61.69	1:33.331	2.780	2:02.895	64.45	5	2:05.805	102.5
26	32	8c	15	Geoff Knight	Yamaha / FZ / (599)	5	10:45.690	61.33	1:37.148	3.817	2:02.150	64.84	5	2:05.437	98.0
27	26	8c	16	Michael Blake	Yamaha / FZ-R1 / (600)	5	10:46.515	61.25	1:37.973	0.825	2:03.276	64.25	5	2:03.409	
28	97	8c	17	Shaun Mulligan	BMW / R100 / (980)	5	10:47.336	61.17	1:38.794	0.821	2:03.060	64.36	5	2:06.516	97.3
29	268	12a	9	Mark Fairweather	MZ / Skorpion / (660)	5	10:47.783	61.13	1:39.241	0.447	2:03.440	64.16	5	2:04.047	96.1
30	66	8c	18	Sam Broad	P&M / Suzuki-TTF1 / (1085)	5	10:48.379	61.08	1:39.837	0.596	2:02.744	64.52	5	2:03.720	116.5
31	89	12a	10	Barry Jones	Yamaha / SZR / (660)	5	10:53.598	60.59	1:45.056	5.219	2:05.165	63.28	5	2:06.708	97.8
32	14	12a	11	Gary Widdowson	KTM / 690 / (690)	5	11:07.291	59.34	1:58.749	13.693	2:06.515	62.60	5	2:08.402	98.5
33	96	12a	12	Matthew Welch	WRD / 690 / (690)	5	11:15.355	58.64	2:06.813	8.064	2:11.155	60.39	5	2:11.659	98.8
Not Classified															
	38	8c		Rory Hill	Yamaha / FZ / (599)	4	8:46.632	60.16	Retired		2:04.615	63.56	4	2:08.483	97.0

7c - Best Lap : No.44 George Hogton-Rusling - 1:47.681 / 92.5% of Race Winner's Speed : 66.78 mph

12a - Best Lap : No.102 Andrew Widdowson - 1:50.131 / 92.5% of Race Winner's Speed : 64.78 mph

8c - Best Lap : No.39 Tony Hart - 1:48.402 / 92.5% of Race Winner's Speed : 64.51 mph

Leaders : No.44 George Hogton-Rusling (1-5)

Start Time : 03/07 - 13:02:46 / Flag Time : 13:11:52 / End Time : 13:14:02

Best lap : No.44 George Hogton-Rusling 1:47.681 73.55 mph


Weather : Sunny Air : 16°C Track : Drying

Event Record : No.44 George Hogton-Rusling 1:44.307 75.93 mph



Cadwell Park

3rd & 4th July 2021



1300,PC750,S.Mono
(7c,8c,12a)

Race 1 (Saturday)
Results 5 Laps = 11.000 miles

Document 4.1

Rnk	No.	Class	Rnk	Rider	Entry	Laps	Time	mph	Gap	Interv.	Best lap	mph	In Lap	2nd Best	Spd	
12a																
1	▲ ¹	102	12a	1	Andrew Widdowson	Honda / CRF / (450)	5	9:25.495	70.03			1:50.131	71.91	4	1:51.255	98.8
2	▲ ¹	33	12a	2	Andy Pike	KTM / (690)	5	9:39.312	68.36	13.817	13.817	1:50.853	71.45	5	1:52.420	103.6
3	▲ ³	69	12a	3	Patrick Welch	W.R.D. / Supermono / (690)	5	10:08.781	65.05	43.286	29.469	1:56.881	67.76	5	1:57.764	104.7
4	=	16	12a	4	Dean Widdowson	KTM / 390-RC / (390)	5	10:15.335	64.36	49.840	6.554	1:57.625	67.33	5	1:59.754	92.9
5	▲ ³	63	12a	5	Tim Oliver	KTM / SMR / (450)	5	10:19.587	63.91	54.092	4.252	2:00.715	65.61	3	2:00.891	99.6
6	▲ ¹	19	12a	6	Clive Somerfield	Honda / Kerby / (500)	5	10:19.613	63.91	54.118	0.026	2:01.237	65.33	3	2:01.425	98.7
7	▼ ²	151	12a	7	James Inman	Harris-Honda / XR / (600)	5	10:38.464	62.02	1:12.969	18.851	2:01.133	65.38	5	2:03.799	94.0
8	▲ ²	36	12a	8	Joe Webb	KTM / Duke / (690)	5	10:41.873	61.69	1:16.378	3.409	2:02.895	64.45	5	2:05.805	102.5
9	=	268	12a	9	Mark Fairweather	MZ / Skorpion / (660)	5	10:47.783	61.13	1:22.288	5.910	2:03.440	64.16	5	2:04.047	96.1
10	▲ ²	157	12a	10	Barry Jones	Yamaha / SZR / (660)	5	10:53.598	60.59	1:28.103	5.815	2:05.165	63.28	5	2:06.708	97.8
11	=	14	12a	11	Gary Widdowson	KTM / 690 / (690)	5	11:07.291	59.34	1:41.796	13.693	2:06.515	62.60	5	2:08.402	98.5
12	▲ ²	96	12a	12	Matthew Welch	WRD / 690 / (690)	5	11:15.355	58.64	1:49.860	8.064	2:11.155	60.39	5	2:11.659	98.8

12a - Best Lap : No.102 Andrew Widdowson - 1:50.131 / 92.5% of Race Winner's Speed : 64.78 mph

7c																
1	=	44	7c	1	George Hogton-Rusling	Hercberg / BSA / (930)	5	9:08.542	72.19			1:47.681	73.55	3	1:48.333	103.1
2	▲ ¹	123	7c	2	Ralph Coldwell	Seeley / Norton / (920)	5	10:35.382	62.32	1:26.840	1:26.840	2:01.379	65.25	5	2:01.716	106.9
3	▼ ¹	86	7c	3	Kelly Carruthers	Honda / CB / (350)	5	10:39.093	61.96	1:30.551	3.711	2:02.604	64.60	5	2:03.246	93.6

7c - Best Lap : No.44 George Hogton-Rusling - 1:47.681 / 92.5% of Race Winner's Speed : 66.78 mph

8c																
1	=	39	8c	1	Tony Hart	Ducati / TTF1 / (750)	5	9:27.844	69.74			1:48.402	73.06	4	1:50.823	108.8
2	▲ ¹	112	8c	2	Eddy Wormald	Yamaha / FZ / (600)	5	9:30.467	69.42	2.623	2.623	1:51.169	71.24	5	1:51.432	102.6
3	▲ ⁴	411	8c	3	Steve Mason	Ducati / TT1 / (750)	5	9:31.477	69.29	3.633	1.010	1:51.236	71.20	3	1:52.070	108.6
4	=	162	8c	4	Darren Cooper	Yamaha / FZ / (600)	5	9:32.024	69.23	4.180	0.547	1:50.724	71.53	3	1:51.630	100.9
5	▼ ³	29	8c	5	Derek Cripps	Yamaha / RD-YPVS / (350)	5	9:32.518	69.17	4.674	0.494	1:52.010	70.71	4	1:52.481	97.7
6	▲ ³	100	8c	6	Hefyn Owen	Ducati / TT1 / (750)	5	9:50.475	67.06	22.631	17.957	1:53.767	69.62	5	1:54.247	107.5
7	▲ ⁴	41	8c	7	Mark George	Ducati / TT1 / (498)	5	9:51.614	66.94	23.770	1.139	1:53.678	69.67	5	1:53.856	106.9
8	▲ ²	266	8c	8	James Fisher	Honda / CBX / (1233)	5	9:59.490	66.06	31.646	7.876	1:55.840	68.37	5	1:57.127	94.7
9	▼ ⁴	30	8c	9	Steven Panter	Yamaha / FZ / (600)	5	10:00.092	65.99	32.248	0.602	1:55.047	68.84	5	1:57.284	98.5
10	▼ ⁴	198	8c	10	William Paget	Yamaha / FZ / (600)	5	10:01.533	65.83	33.689	1.441	1:57.018	67.68	5	1:58.525	98.7
11	▼ ³	77	8c	11	Mark Foster	Yamaha / FZ / (599)	5	10:03.037	65.67	35.193	1.504	1:57.544	67.38	5	1:58.594	98.4
12	=	48	8c	12	Ben Rusling	Yamaha / FZ / (600)	5	10:18.260	64.05	50.416	15.223	2:00.550	65.70	5	2:01.384	96.1
13		55	8c	13	Chris Saltinstall	Moto-Guzzi / Le-Mans / (1064)	5	10:25.545	63.30	57.701	7.285	1:59.224	66.43	5	2:00.082	106.9
14		51	8c	14	Ian Stanley	Yamaha / FZ / (600)	5	10:34.517	62.41	1:06.673	8.972	1:59.905	66.05	5	2:00.890	100.5
15	▼ ¹	32	8c	15	Geoff Knight	Yamaha / FZ / (599)	5	10:45.690	61.33	1:17.846	11.173	2:02.150	64.84	5	2:05.437	98.0
16	▲ ¹	26	8c	16	Michael Blake	Yamaha / FZ-R1 / (600)	5	10:46.515	61.25	1:18.671	0.825	2:03.276	64.25	5	2:03.409	
17	▼ ¹	97	8c	17	Shaun Mulligan	BMW / R100 / (980)	5	10:47.336	61.17	1:19.492	0.821	2:03.060	64.36	5	2:06.516	97.3
18	▼ ⁵	89	8c	18	Sam Broad	P&M / Suzuki-TTF1 / (1085)	5	10:48.379	61.08	1:20.535	1.043	2:02.744	64.52	5	2:03.720	116.5

Not Classified

38	8c			Rory Hill	Yamaha / FZ / (599)	4	8:46.632	60.16	Retired			2:04.615	63.56	4	2:08.483	97.0
----	----	--	--	------------------	---------------------	---	----------	-------	----------------	--	--	----------	-------	---	----------	------

8c - Best Lap : No.39 Tony Hart - 1:48.402 / 92.5% of Race Winner's Speed : 64.51 mph

Leaders : No.44 George Hogton-Rusling (1-5)

Start Time : 03/07 - 13:02:46 / Flag Time : 13:11:52 / End Time : 13:14:02

Best lap : No.44 George Hogton-Rusling 1:47.681 73.55 mph

Weather : Sunny Air : 16°C Track : Drying

Event Record : No.44 George Hogton-Rusling 1:44.307 75.93 mph

Timekeeper *Dave Jones*

Timekeeper Assistant *E-Ouise.wy*


Clerk of Course *J. Allen*

CRMC Cadwell 2021 (GBR) 03-04/07/2021

Page 2 / 2

Sports Timing Systems


Apex Timing GoRacing





Cadwell Park

3rd & 4th July 2021



**1300,PC750,S.Mono
(7c,8c,12a)**

**Race 1 (Saturday)
Lap Chart**

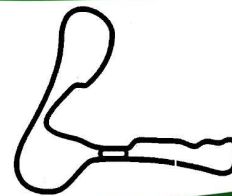
For information purposes. No official / regulatory value

	1	2	3	4	5	6	7	8	9	10	11	12	13	14	15	16	17	18	19	20	21	22	23	24	25	26	27	28	29	30	31	32	33	34	35	36
Grid	44	154	39	102	33	29	112	162	30	198	411	77		100	266	41	48	16	86	151	69	123	19	63	89	32	268	36	38	14	157	96	96	152	97	26
Start	44	26	102	39	29	33	162	112	198	30	77	100	411	266	41	48	19	69	63	86	16	123	32	157	268	36	89	38	14	51	55	97	151	96		
Lap 1 Interval	44	102	39	29	411	112	162	33	198	100	77	30	41	266	19	48	69	63	16	36	151	55	123	86	157	97	32	51	268	38	26	89	96	14		
	6.0	0.0	2.0	1.7	0.0	0.2	2.6	0.7	0.2	1.0	1.0	0.1	0.9	1.2	0.9	0.8	1.4	0.7	2.5	0.0	0.6	0.7	0.2	2.5	0.4	0.3	0.0	0.6	0.1	1.0	1.1	1.1	1.1	1.0		
Lap 2	44	102	39	29	411	112	162	33	198	100	77	41	266	30	19	48	69	63	16	36	55	86	123	151	51	97	157	32	268	38	89	26	96	14		
	10.2	0.5	2.0	0.6	0.3	1.5	4.4	3.7	0.5	0.8	0.1	1.3	0.4	4.9	0.0	0.3	1.3	1.3	6.8	0.4	0.9	0.0	0.0	0.4	4.6	1.1	0.0	0.5	0.6	1.5	0.6	3.9	0.5			
Lap 3	44	102	39	411	112	29	162	33	100	41	198	266	77	30	69	19	48	63	16	55	123	36	86	151	51	97	32	26	268	157	89	38	96	14		
	13.7	0.1	3.1	0.6	0.1	0.5	7.4	6.4	1.6	1.7	0.6	0.3	0.8	6.3	1.6	0.4	0.8	0.3	8.8	6.0	0.0	0.9	0.2	0.1	3.9	0.4	1.0	1.1	1.4	0.1	0.1	9.7	0.5			
Lap 4	44	39	102	112	411	29	162	33	100	41	266	198	30	77	69	19	48	16	63	55	123	51	86	151	36	26	32	97	268	89	38	157	14	96		
	14.0	1.5	5.2	0.0	0.7	0.1	8.2	8.2	1.2	5.7	0.8	0.5	0.4	6.4	5.2	0.5	0.0	0.9	7.7	7.6	0.6	1.8	0.8	1.6	4.2	0.3	0.7	0.0	1.2	0.9	1.8	12.3	3.4			
Lap 5	44	102	39	112	411	162	29	33	100	41	266	30	198	77	69	16	48	63	19	55	51	123	151	86	36	32	26	97	268	89	157	14	96			
	16.9	2.3	2.6	1.0	0.5	0.4	6.7	11.1	1.1	7.8	0.6	1.4	1.5	5.7	6.5	2.9	1.3	0.0	5.9	8.9	0.8	3.0	0.6	2.7	3.8	0.8	0.8	0.4	0.5	5.2	13.6	8.0				



Cadwell Park

3rd & 4th July 2021



**1300,PC750,S.Mono
(7c,8c,12a)**

**Race 1 (Saturday)
Analysis**

For information purposes. No official / regulatory value

Laps	Lap Time
No.14 Gary Widdowson	
1	2:21.131
2	2:11.136
3	2:12.173
4	2:08.402
5	2:06.515
No.16 Dean Widdowson	
1	2:09.530
2	2:01.506
3	1:59.754
4	2:00.272
5	1:57.625
No.19 Clive Somerfield	
1	2:05.861
2	2:02.314
3	2:01.237
4	2:01.425
5	2:02.434
No.26 Michael Blake	
1	2:22.994
2	2:09.969
3	2:03.409
4	2:04.115
5	2:03.276
No.29 Derek Cripps	
1	1:58.286
2	1:53.125
3	1:52.734
4	1:52.010
5	1:52.481
No.30 Steven Panter	
1	2:05.148
2	1:59.700
3	1:58.207
4	1:57.284
5	1:55.047
No.32 Geoff Knight	
1	2:17.179
2	2:08.517
3	2:05.746
4	2:05.437
5	2:02.150
No.33 Andy Pike	
1	2:02.797
2	1:55.548
3	1:53.723
4	1:52.420
5	1:50.853
No.36 Joe Webb	
1	2:11.494


Laps	Lap Time
2	2:05.805
3	2:07.725
4	2:06.685
5	2:02.895
No.38 Rory Hill	
1	2:17.151
2	2:08.838
3	2:08.483
4	2:04.615
No.39 Tony Hart	
1	1:56.707
2	1:53.097
3	1:50.823
4	1:48.402
5	1:55.378
No.41 Mark George	
1	2:04.327
2	1:57.724
3	1:56.337
4	1:53.856
5	1:53.678
No.44 George Hogton-Rusling	
1	1:51.488
2	1:48.422
3	1:47.681
4	1:48.333
5	1:50.091
No.48 Ben Rusling	
1	2:07.283
2	2:01.384
3	2:01.605
4	2:01.532
5	2:00.550
No.51 Ian Stanley	
1	2:15.621
2	2:02.611
3	2:07.231
4	2:00.890
5	1:59.905
No.55 Chris Saltinstall	
1	2:11.229
2	2:05.517
3	2:01.203
4	2:00.082
5	1:59.224
No.63 Tim Oliver	
1	2:08.815
2	2:00.891
3	2:00.715
4	2:01.573

Laps	Lap Time
5	2:00.966
No.69 Patrick Welch	
1	2:07.515
2	2:00.959
3	1:59.179
4	1:57.764
5	1:56.881
No.77 Mark Foster	
1	2:04.053
2	1:58.706
3	1:59.339
4	1:58.594
5	1:57.544
No.86 Kelly Carruthers	
1	2:13.908
2	2:05.429
3	2:07.260
4	2:03.246
5	2:02.604
No.89 Sam Broad	
1	2:19.490
2	2:08.196
3	2:06.841
4	2:03.720
5	2:02.744
No.96 Matthew Welch	
1	2:19.322
2	2:11.659
3	2:12.123
4	2:12.415
5	2:11.155
No.97 Shaun Mulligan	
1	2:15.177
2	2:07.629
3	2:06.516
4	2:06.622
5	2:03.060
No.100 Hefyn Owen	
1	2:02.801
2	1:58.883
3	1:55.788
4	1:54.247
5	1:53.767
No.102 Andrew Widdowson	
1	1:56.658
2	1:52.596
3	1:51.255
4	1:50.131
5	1:51.461



Cadwell Park

3rd & 4th July 2021



**1300,PC750,S.Mono
(7c,8c,12a)**

**Race 1 (Saturday)
Analysis**

For information purposes. No official / regulatory value


Laps	Lap Time
No.112 Eddy Wormald	
1	1:59.719
2	1:52.390
3	1:51.539
4	1:51.432
5	1:51.169
No.123 Ralph Coldwell	
1	2:13.607
2	2:05.748
3	2:06.273
4	2:01.716
5	2:01.379
No.151 James Inman	
1	2:10.179
2	2:07.262
3	2:07.444
4	2:03.799
5	2:01.133
No.157 Barry Jones	
1	2:16.064
2	2:09.202
3	2:09.449
4	2:06.708
5	2:05.165
No.162 Darren Cooper	
1	2:00.155
2	1:53.716
3	1:50.724
4	1:51.630
5	1:51.816
No.198 William Paget	
1	2:03.100
2	1:58.525
3	1:59.797
4	1:58.643
5	1:57.018
No.266 James Fisher	
1	2:05.453
2	1:58.145
3	1:57.448
4	1:57.127
5	1:55.840
No.268 Mark Fairweather	
1	2:17.444
2	2:08.367
3	2:07.380
4	2:04.047
5	2:03.440
No.411 Steve Mason	
1	1:58.751

Laps	Lap Time
2	1:52.070
3	1:51.236
4	1:52.120
5	1:52.151



Cadwell Park

3rd & 4th July 2021



**1300, PC750, S.Mono
(7c, 8c, 12a)**

**Race 1 (Saturday)
Starting Grid**

Document 3.1

12	152 Archie Inman Honda / CRF450 / (450)	97 Shaun Mulligan BMW / R100 / (980)	26 Michael Blake Yamaha / FZ-R1 / (600)
11	157 Barry Jones Yamaha / SZR / (660)	9 William Grant KTM / RC390 / (372)	96 Matthew Welch WRD / 690 / (690)
10	36 Joe Webb KTM / Duke / (690)	38 Rory Hill Yamaha / FZ / (599)	14 Gary Widdowson KTM / 690 / (690)
9	89 Sam Broad P&M / Suzuki-TTF1 / (1085)	32 Geoff Knight Yamaha / FZ / (599)	268 Mark Fairweather MZ / Skorpion / (660)
8	123 Ralph Coldwell Seeley / Norton / (920)	19 Clive Somerfield Honda / Kerby / (500)	63 Tim Oliver KTM / SMR / (450)
7	86 Kelly Carruthers Honda / CB / (350)	151 James Inman Harris-Honda / XR / (600)	69 Patrick Welch W.R.D. / Supermono / (690)
6	41 Mark George Ducati / TT1 / (498)	48 Ben Rusling Yamaha / FZ / (600)	16 Dean Widdowson KTM / 390-RC / (390)
5		100 Hefyn Owen Ducati / TT1 / (750)	266 James Fisher Honda / CBX / (1233)
4	198 William Paget Yamaha / FZ / (600)	411 Steve Mason Ducati / TT1 / (750)	77 Mark Foster Yamaha / FZ / (599)
3	112 Eddy Wormald Yamaha / FZ / (600)	162 Darren Cooper Yamaha / FZ / (600)	30 Steven Panter Yamaha / FZ / (600)
2	102 Andrew Widdowson Honda / CRF / (450)	33 Andy Pike KTM / (690)	29 Derek Cripps Yamaha / RD-YPVS / (350)
1	44 George Hogton-Rusling Herberg / BSA / (930)	154 Peter Boast KTM / Tigcraft / (690)	39 Tony Hart Ducati / TTF1 / (750)

POLE POSITION



Start : 03/07 - 12:51 5 Laps = 11.000 miles

CRMC Cadwell 2021 (GBR) 03-04/07/2021

Sports Timing Systems

Page 1 / 1

Apex Timing GoRacing

